

US00D962909S

(12) **United States Design Patent**
Gu et al.

(10) **Patent No.:** **US D962,909 S**

(45) **Date of Patent:** **** Sep. 6, 2022**

(54) **DATA PROCESSING DEVICE**

(71) Applicant: **HANGZHOU CHIPJET TECHNOLOGY CO., LTD.**, Zhejiang (CN)

(72) Inventors: **Haining Gu**, Hangzhou (CN); **Yi Zhou**, Hangzhou (CN)

(73) Assignee: **HANGZHOU CHIPJET TECHNOLOGY CO., LTD.**, Zhejiang (CN)

(**) Term: **15 Years**

(21) Appl. No.: **29/741,681**

(22) Filed: **Jul. 15, 2020**

(30) **Foreign Application Priority Data**

Jan. 20, 2020 (CN) 202030041307.2

(51) **LOC (13) Cl.** **14-03**

(52) **U.S. Cl.**
USPC **D14/230**

(58) **Field of Classification Search**
USPC D14/155, 159, 206, 217, 218, 223, 230;
D13/123, 158, 162, 184, 199
CPC G06F 1/187; G06F 1/183; G06F 1/184;
G06F 1/16; H05K 7/16; H05K 7/1424;
H05K 7/1409; H05K 7/20; H05K 7/1488;
H05K 7/183; H05K 7/14
See application file for complete search history.

(56) **References Cited**

U.S. PATENT DOCUMENTS

D332,007 S * 12/1992 McAullay D11/79
D671,916 S * 12/2012 Maier D14/218
D676,599 S * 2/2013 Davidson D26/139
D724,979 S * 3/2015 Hurzook et al. D10/81
D729,163 S * 5/2015 Meyer D13/123
D744,433 S * 12/2015 Baumgartner D13/162

D784,270 S * 4/2017 Bhattacharya D13/162
D825,521 S * 8/2018 Yagisawa D14/168
D834,541 S * 11/2018 You D13/168
D834,573 S * 11/2018 Pell D14/336
D863,990 S * 10/2019 Hu D10/52
D894,761 S * 9/2020 Read D10/50

(Continued)

FOREIGN PATENT DOCUMENTS

EM 008007793-0002 * 7/2020

OTHER PUBLICATIONS

Portal from Facebook, available in Amazon.com, Date first available Oct. 8, 2018, [date visited Dec. 23, 2021], Available from the internet URL: https://www.amazon.com/dp/B07HFWGBST/ref=cm_sw_em_r_mt_dp_J8Y2F63A2VVAQERRE3DJ (Year: 2018).*

Primary Examiner — Daniel J Domino

Assistant Examiner — Samina Vieth

(74) *Attorney, Agent, or Firm* — WHDA, LLP

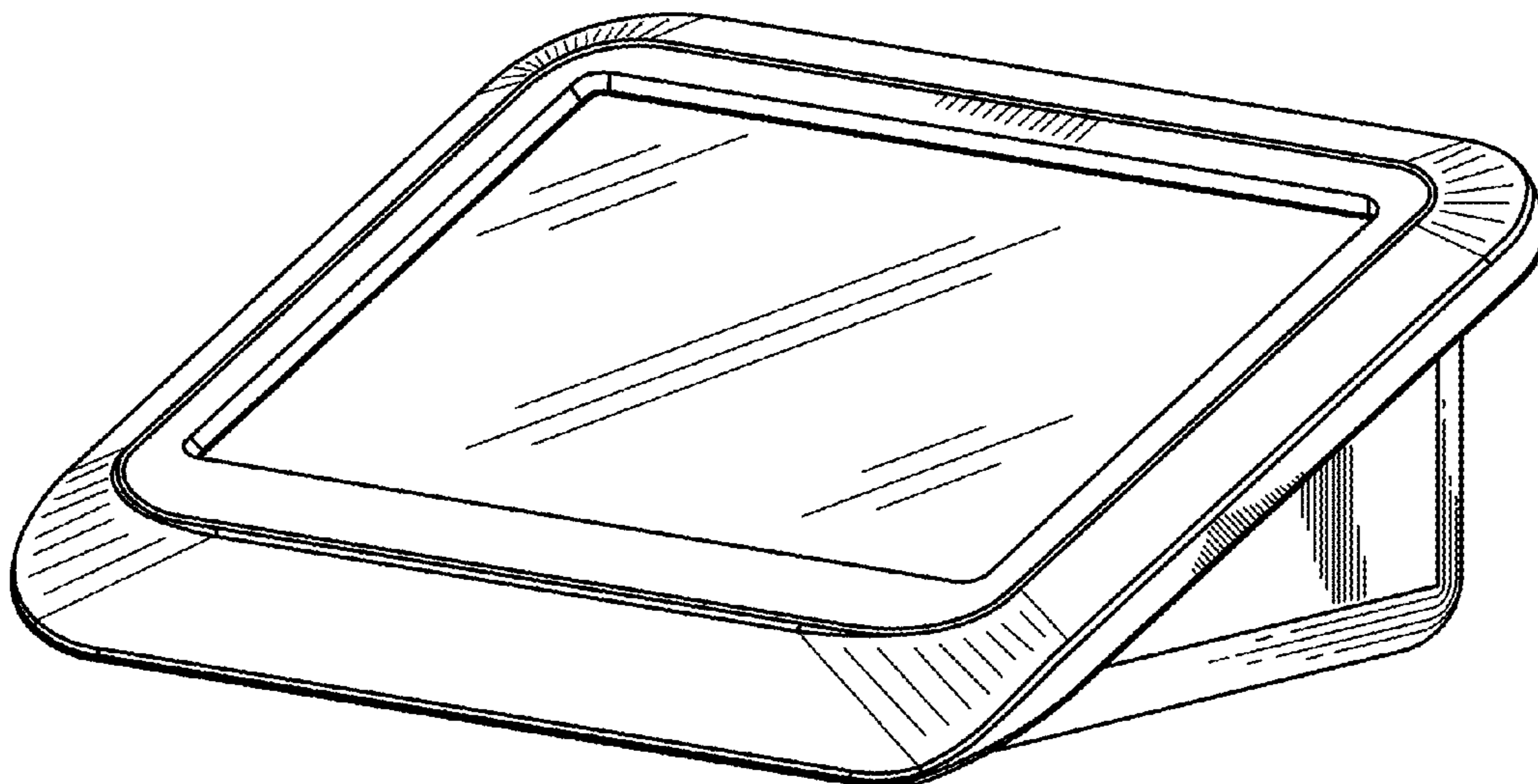
(57) **CLAIM**

The ornamental design for data processing device, as shown and described.

DESCRIPTION

FIG. 1 is a front view of a data processing device in accordance with our new design;
FIG. 2 is a rear elevational view thereof.
FIG. 3 is a left side elevational view thereof.
FIG. 4 is a right side elevational view thereof.
FIG. 5 is a top plan view thereof.
FIG. 6 is a bottom plan view thereof.
FIG. 7 is a front perspective view thereof; and,
FIG. 8 is a rear perspective view thereof.
The broken lines in the drawings are for the purpose of illustrating environmental structure and illustrate portions of the data processing device which form no part of the claimed design.

1 Claim, 8 Drawing Sheets



(56)

References Cited

U.S. PATENT DOCUMENTS

D894,844 S * 9/2020 Boynton D13/162
D901,314 S * 11/2020 Atwood D10/50
D933,067 S * 10/2021 Parfitt D14/371
D934,852 S * 11/2021 Sun D14/301
D935,451 S * 11/2021 Sun D14/301

* cited by examiner




FIG. 1

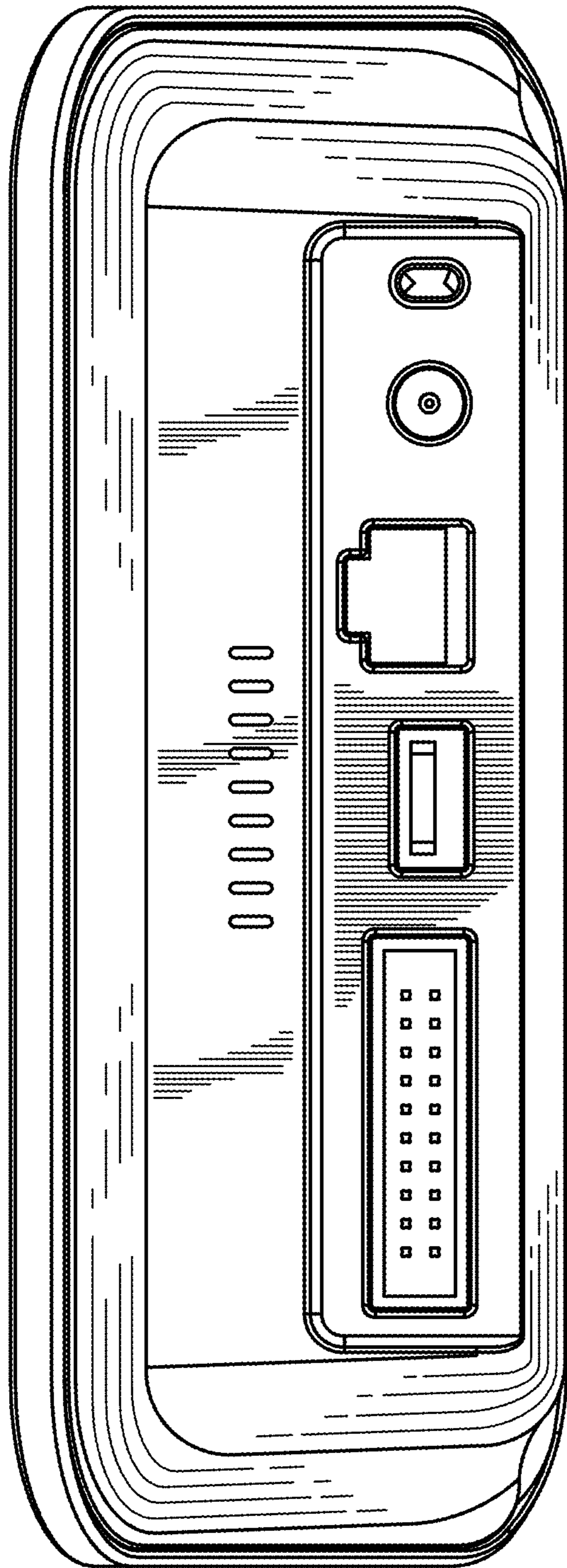


FIG. 2

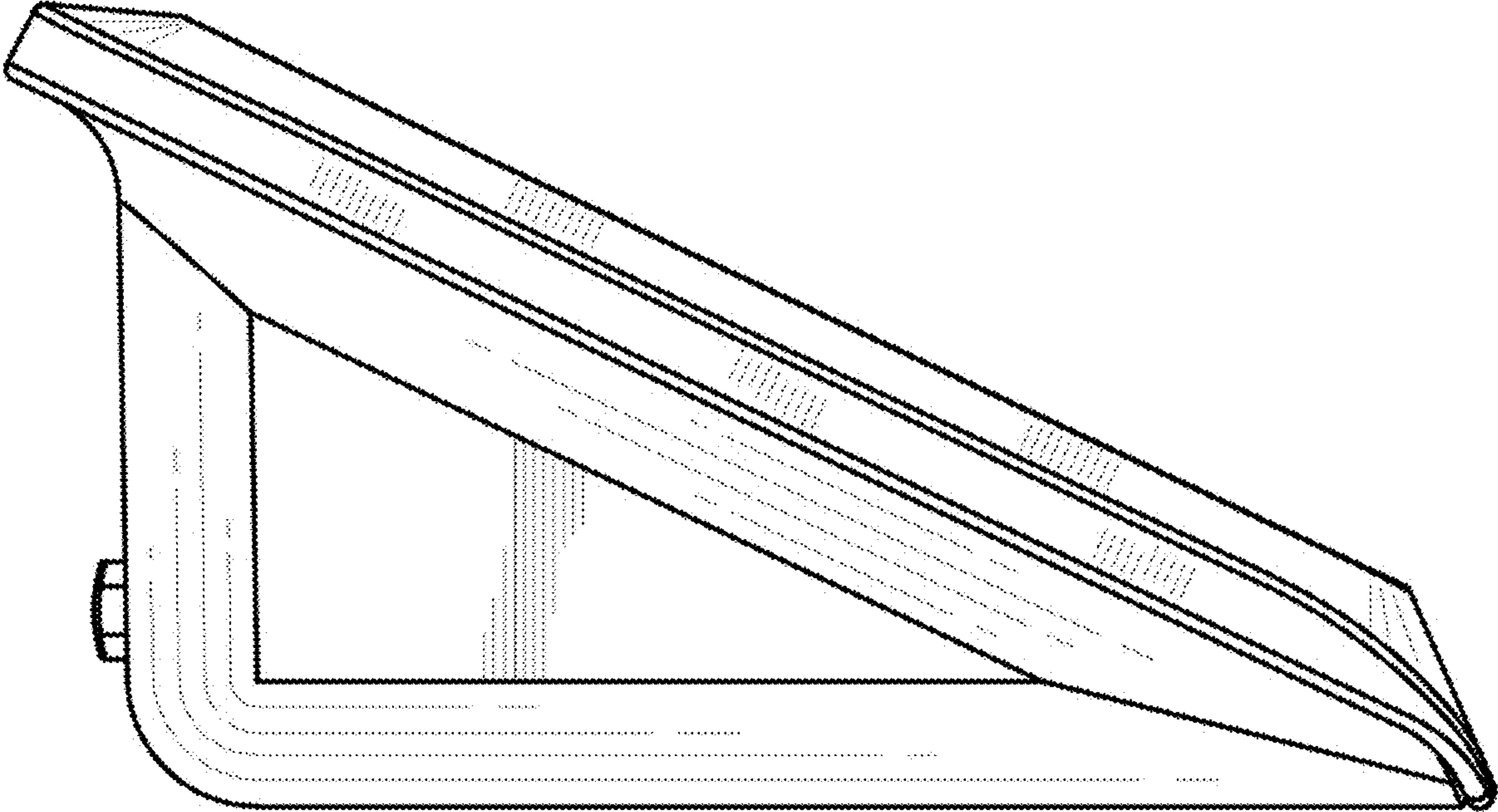


FIG. 3

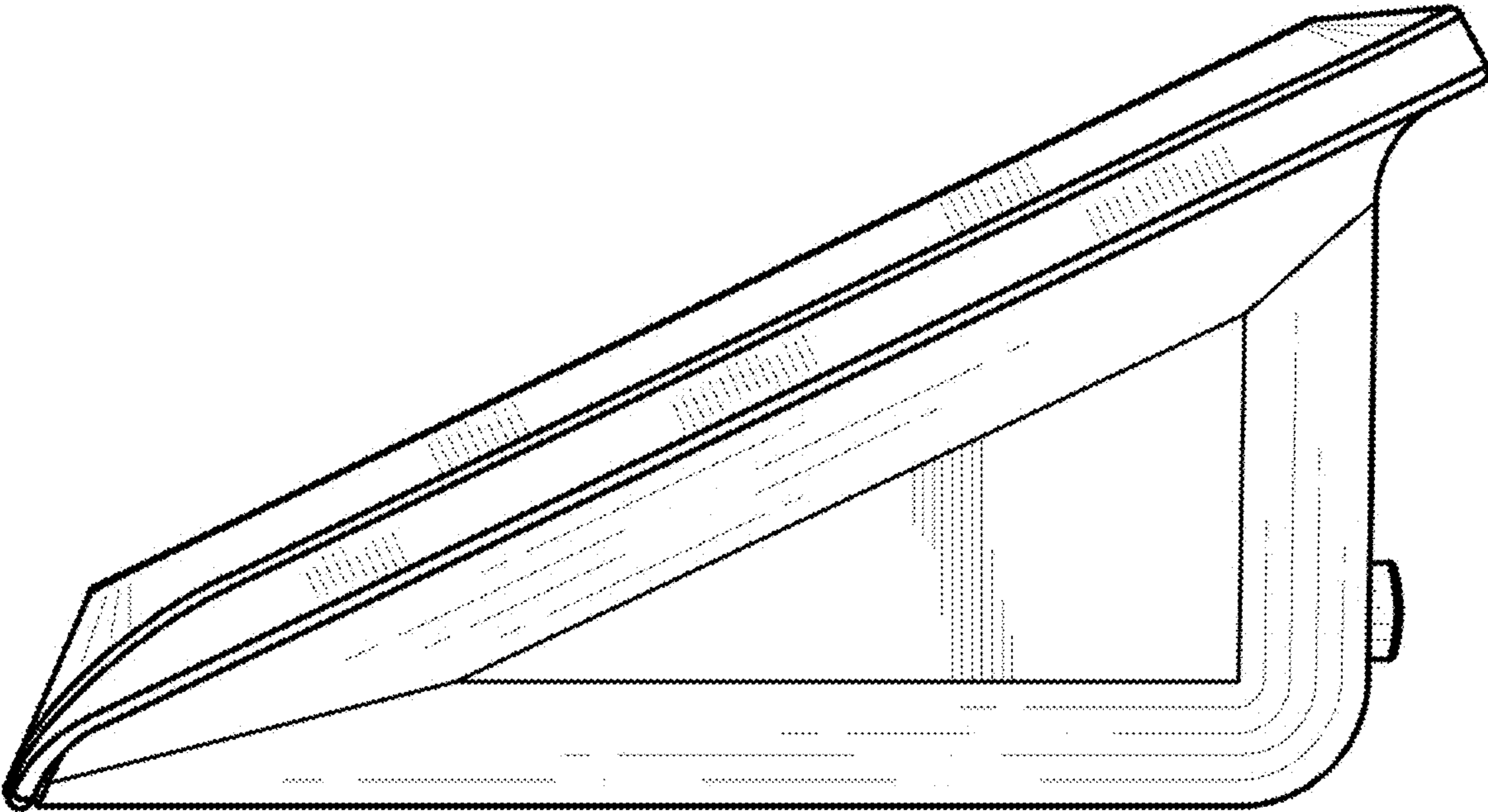


FIG. 4

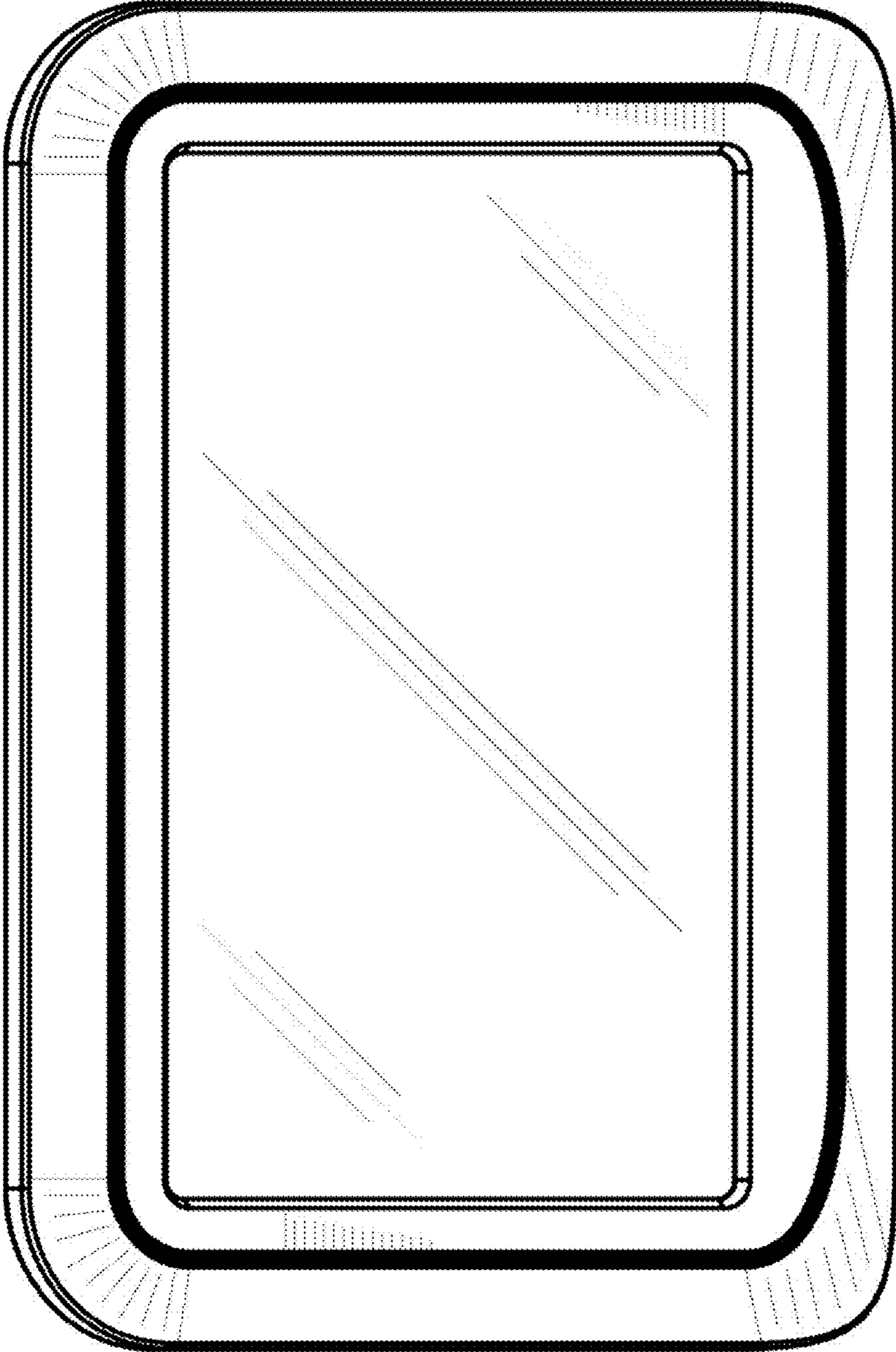


FIG. 5

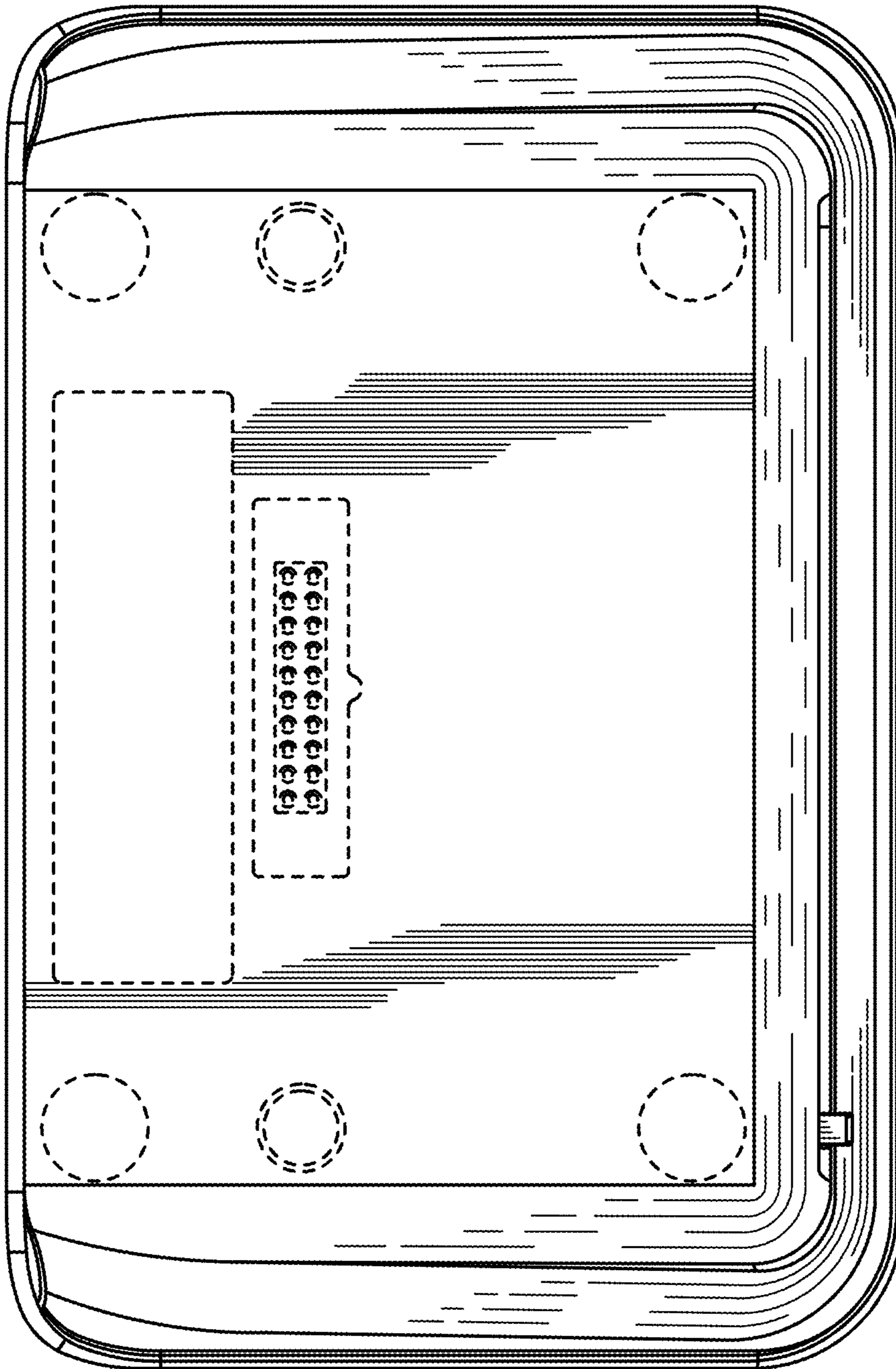


FIG. 6

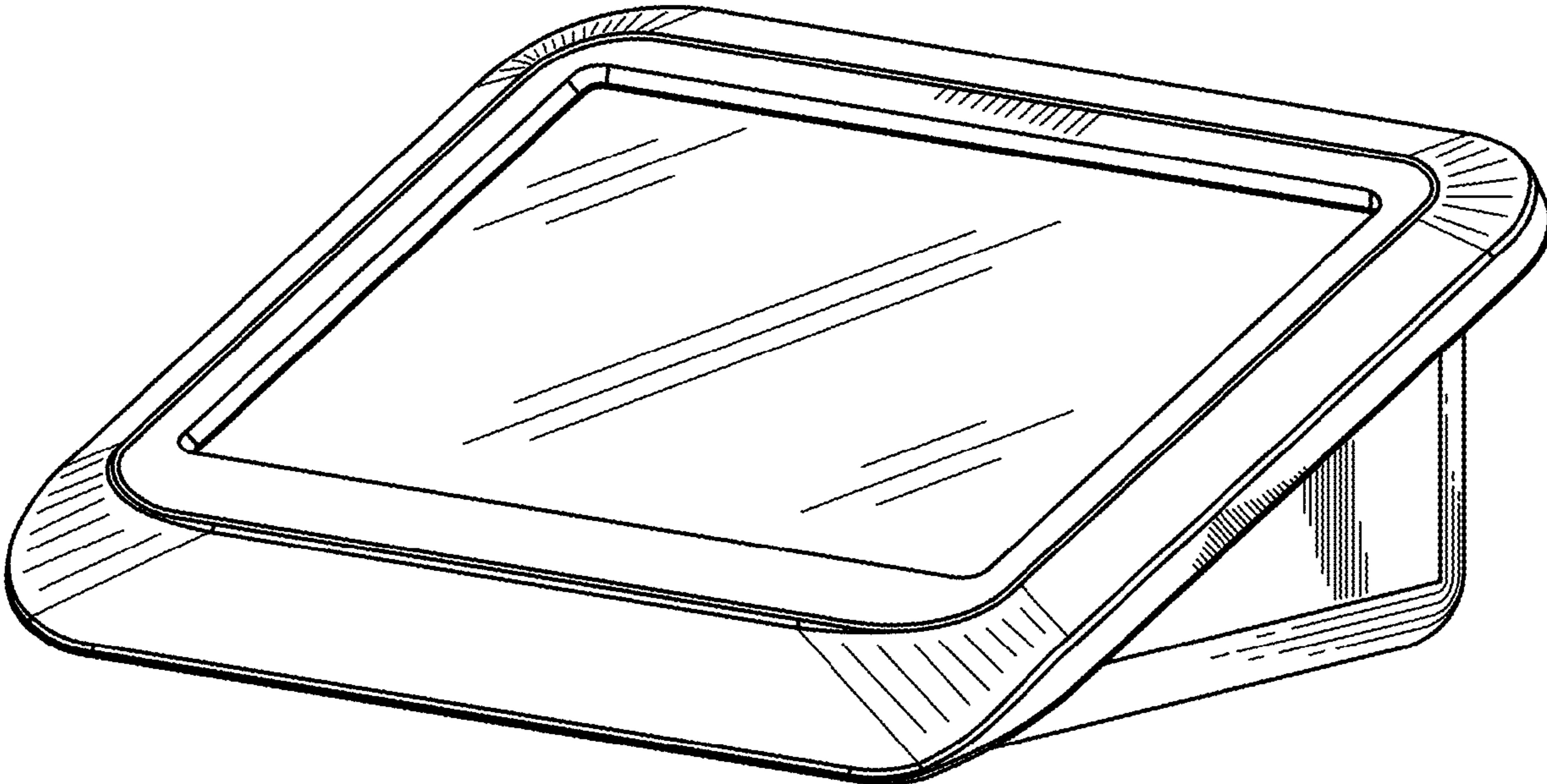


FIG. 7

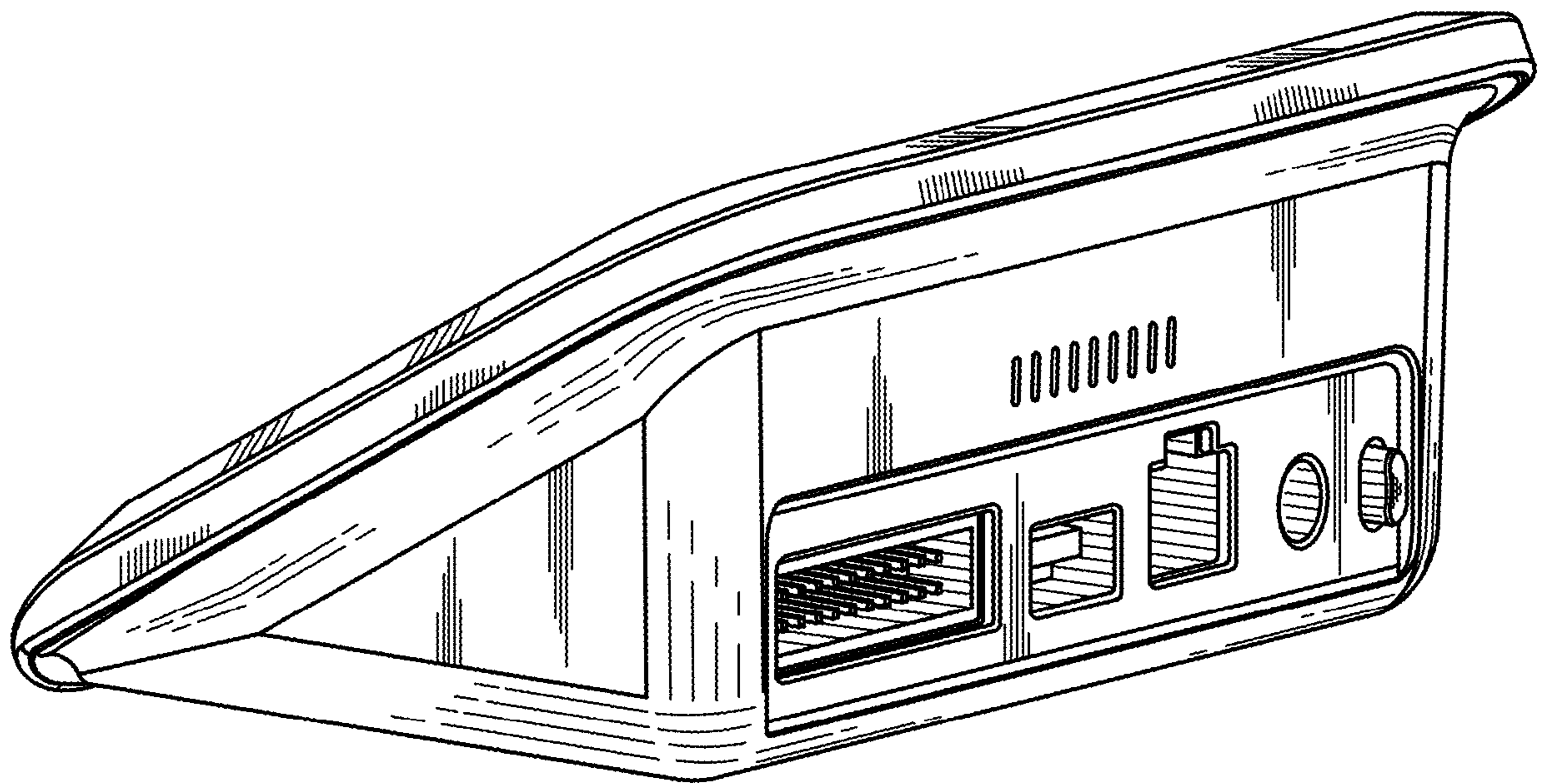


FIG. 8