

US00D962901S

(12) **United States Design Patent** (10) **Patent No.:** **US D962,901 S**
Lee (45) **Date of Patent:** **** Sep. 6, 2022**

(54) **EARPHONE PROTECTIVE COVER**

(71) Applicant: **ELAGO CO. LTD**, Goyang-si (KR)

(72) Inventor: **Chanwoo Lee**, Goyang-si (KR)

(73) Assignee: **elago CO. LTD**, Goyang-si (KR)

(**) Term: **15 Years**

(21) Appl. No.: **29/826,251**

(22) Filed: **Feb. 10, 2022**

(51) **LOC (13) Cl.** **14-01**

(52) **U.S. Cl.**

USPC **D14/223**

(58) **Field of Classification Search**

USPC D14/223, 205, 192, 217; D24/106, 174;
128/864-866; 381/380-381, 373, 328,
381/322, 321

CPC H04R 1/10; H04R 25/00; H04R 1/1016;
H04R 1/10166; H04R 5/033; H04R
5/0335; H04R 1/1008; H04R 1/1091;
H04R 1/105; H04R 1/1058; A61F 11/08

See application file for complete search history.

(56) **References Cited**

U.S. PATENT DOCUMENTS

D259,279 S * 5/1981 Takeda D24/174
D373,183 S * 8/1996 Beyer D23/366
5,920,911 A * 7/1999 Cushman A61F 11/14
181/129
D468,301 S * 1/2003 Fushimi D14/223
D628,565 S * 12/2010 Wu D14/223
8,311,253 B2 * 11/2012 Silvestri H04R 1/1075
381/381
D687,189 S * 7/2013 Fairclough D29/112

(Continued)

FOREIGN PATENT DOCUMENTS

CN 304321789 10/2017
CN 304375154 11/2017

(Continued)

Primary Examiner — Paula Allen Greene

(74) *Attorney, Agent, or Firm* — Paratus Law Group, PLLC

(57) **CLAIM**

The ornamental design for an earphone protective cover, as shown and described.

DESCRIPTION

FIG. 1 is a front, top, and left side perspective view of an earphone protective cover, showing a first embodiment of the claimed design;

FIG. 2 is a front view of the first embodiment;

FIG. 3 is a back view of the first embodiment;

FIG. 4 is a left side view of the first embodiment;

FIG. 5 is a right view of the first embodiment;

FIG. 6 is a top view of the first embodiment;

FIG. 7 is a bottom view of the first embodiment;

FIG. 8 is a back, top, and left side perspective view of the first embodiment;

FIG. 9 is a back view of the first embodiment in which a left earphone is fitted in use;

FIG. 10 is a front, top, and left side perspective view of an earphone protective cover, showing a second embodiment of the claimed design;

FIG. 11 is a front view of the second embodiment;

FIG. 12 is a back view of the second embodiment;

FIG. 13 is a left side view of the second embodiment;

FIG. 14 is a right view of the second embodiment;

FIG. 15 is a top view of the second embodiment;

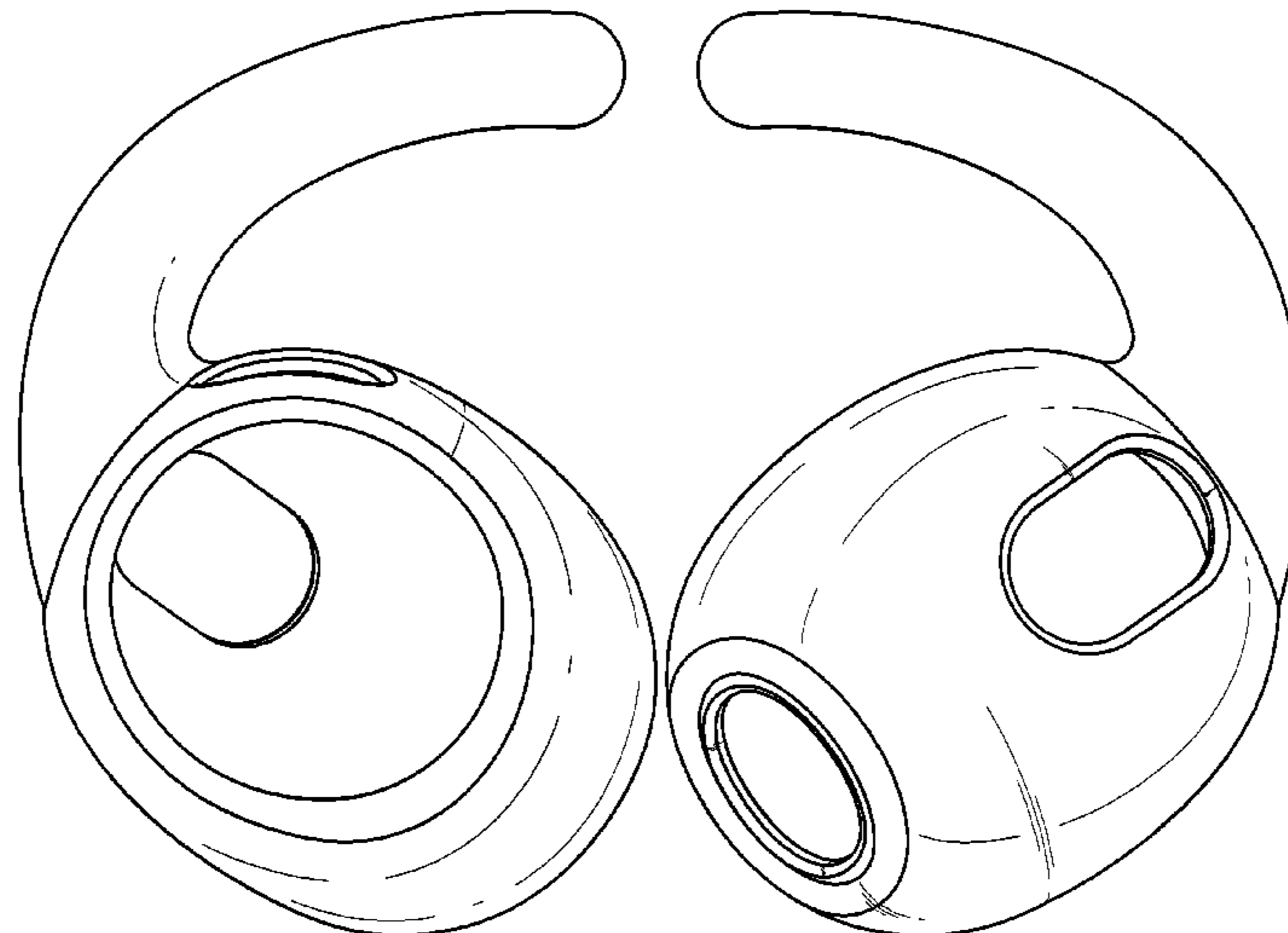
FIG. 16 is a bottom view of the second embodiment;

FIG. 17 is a back, top, and left side perspective view of the second embodiment; and,

FIG. 18 is a back view of the second embodiment in which a right earphone is fitted in use.

The broken lines shown in FIGS. 9 and 18 depict environment and form no part of the claimed design.

1 Claim, 14 Drawing Sheets



(56)

References Cited

U.S. PATENT DOCUMENTS

D707,206 S * 6/2014 Akana H04R 1/10
D14/223

D716,770 S 11/2014 Bonahoom et al.

D728,532 S * 5/2015 Kurtz D14/223

D729,193 S * 5/2015 Kirsch D14/205

D732,008 S * 6/2015 Akana H04R 1/1016
D14/223

D733,101 S * 6/2015 Pi D14/223

D733,689 S * 7/2015 Narita D14/223

D742,362 S 11/2015 Bonahoom et al.

D744,456 S * 12/2015 Pedersen D14/223

D755,158 S * 5/2016 Lee D14/223

D758,355 S 6/2016 Lee et al.

D770,413 S * 11/2016 Son D14/223

D770,425 S * 11/2016 Son D14/223

D773,440 S 12/2016 Pedersen

D773,441 S 12/2016 Pedersen

D774,021 S 12/2016 Pedersen

D777,149 S 1/2017 Bonahoom et al.

9,549,855 B2 * 1/2017 Hamer A61F 11/08

D779,461 S * 2/2017 Smith D14/223

D780,157 S * 2/2017 Ugglä D14/223

D794,603 S * 8/2017 Riggs D14/205

D800,703 S 10/2017 Vaclavik

D814,443 S * 4/2018 Sandanger H04R 1/1083
D24/174

D820,808 S * 6/2018 Petersen D14/223

D828,824 S * 9/2018 Slimak D14/223

D832,240 S 10/2018 Birger

D835,077 S * 12/2018 Aoyagi D14/223

D846,526 S * 4/2019 Spencer D14/205

D850,417 S 6/2019 Yang

10,362,384 B2 7/2019 Yun

D860,172 S * 9/2019 Yun D14/223

D866,532 S 11/2019 Zhang et al.

D867,325 S * 11/2019 Akana H04R 1/1016
D14/223

D869,444 S * 12/2019 Tang D14/223

D870,079 S * 12/2019 Yun D14/223

D881,165 S * 4/2020 Lee D14/223

D881,166 S * 4/2020 Lee D14/223

D883,959 S * 5/2020 Lee D14/223

D901,455 S * 11/2020 Brunner H04R 25/00
D14/223

D905,666 S * 12/2020 Yun D14/223

D909,997 S * 2/2021 Yun D14/223

D925,493 S 7/2021 Kirkpatrick

D926,730 S * 8/2021 Ke D14/223

D928,743 S * 8/2021 Akana D14/223

D928,745 S * 8/2021 Akana D14/223

D929,376 S * 8/2021 Akana D14/223

D943,557 S * 2/2022 Zhang D14/223

D954,028 S * 6/2022 Gao D14/223

2011/0103637 A1 * 5/2011 Yuen H04R 1/1041
381/380

2016/0073186 A1 * 3/2016 Searl H04R 1/105
381/380

2018/0124489 A1 * 5/2018 Aljuwayed H04R 1/1058

2018/0310089 A1 * 10/2018 Yun H04R 1/105

2018/0338194 A1 * 11/2018 Yu H04R 1/105

2021/0152911 A1 * 5/2021 Mizoe H04R 25/658

2021/0378869 A1 * 12/2021 Ng H04R 1/1016

FOREIGN PATENT DOCUMENTS

CN	304637706	5/2018
CN	304919239	11/2018
CN	304980650	1/2019
CN	304980651	1/2019
CN	305274977	7/2019
CN	307305555	* 5/2022
EM	008850895-0001	* 2/2022
GB	6132275	* 4/2021
KR	301145437.0000	* 1/2022

* cited by examiner

FIG. 1

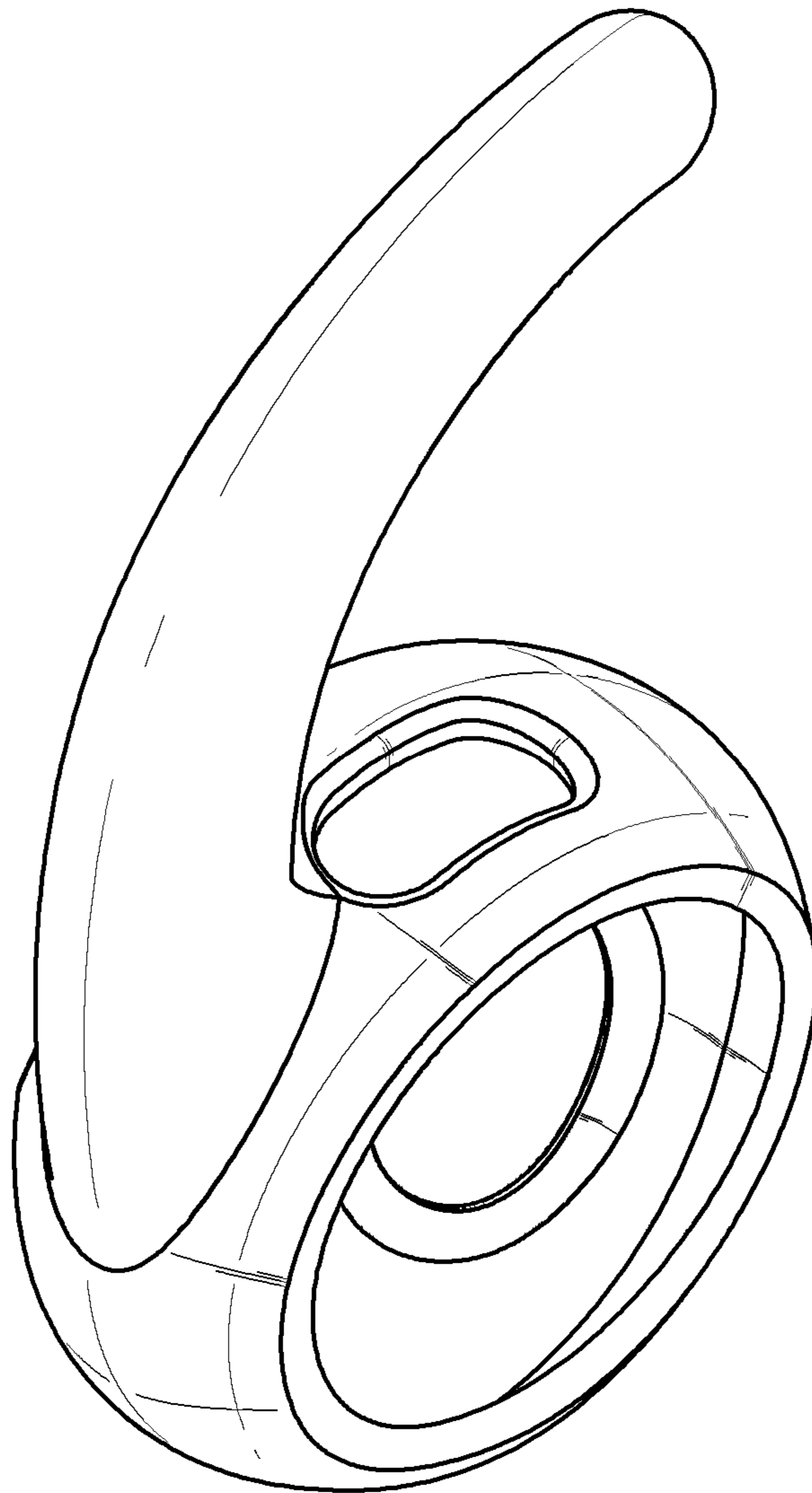


FIG. 2

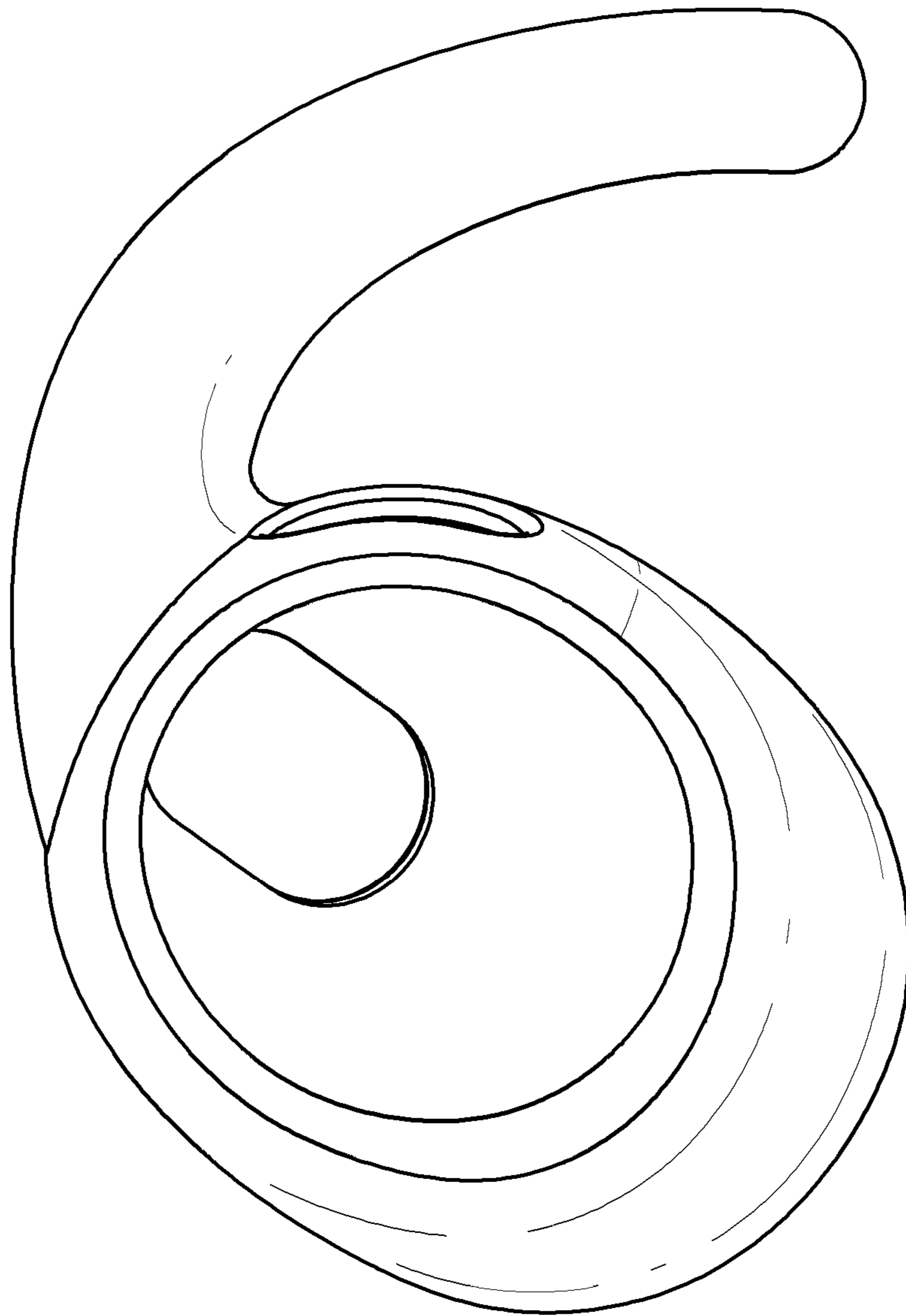


FIG. 3

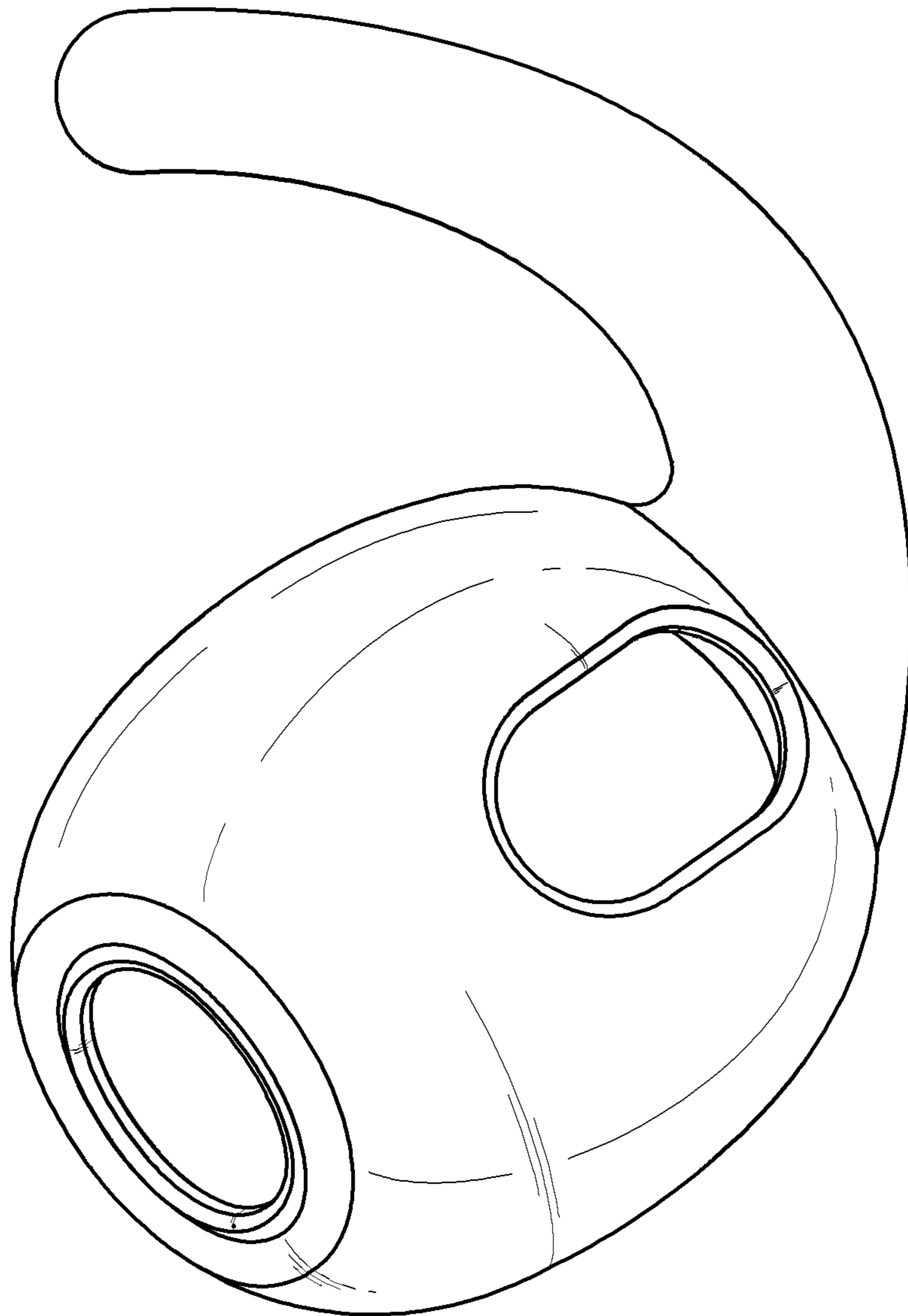


FIG. 4

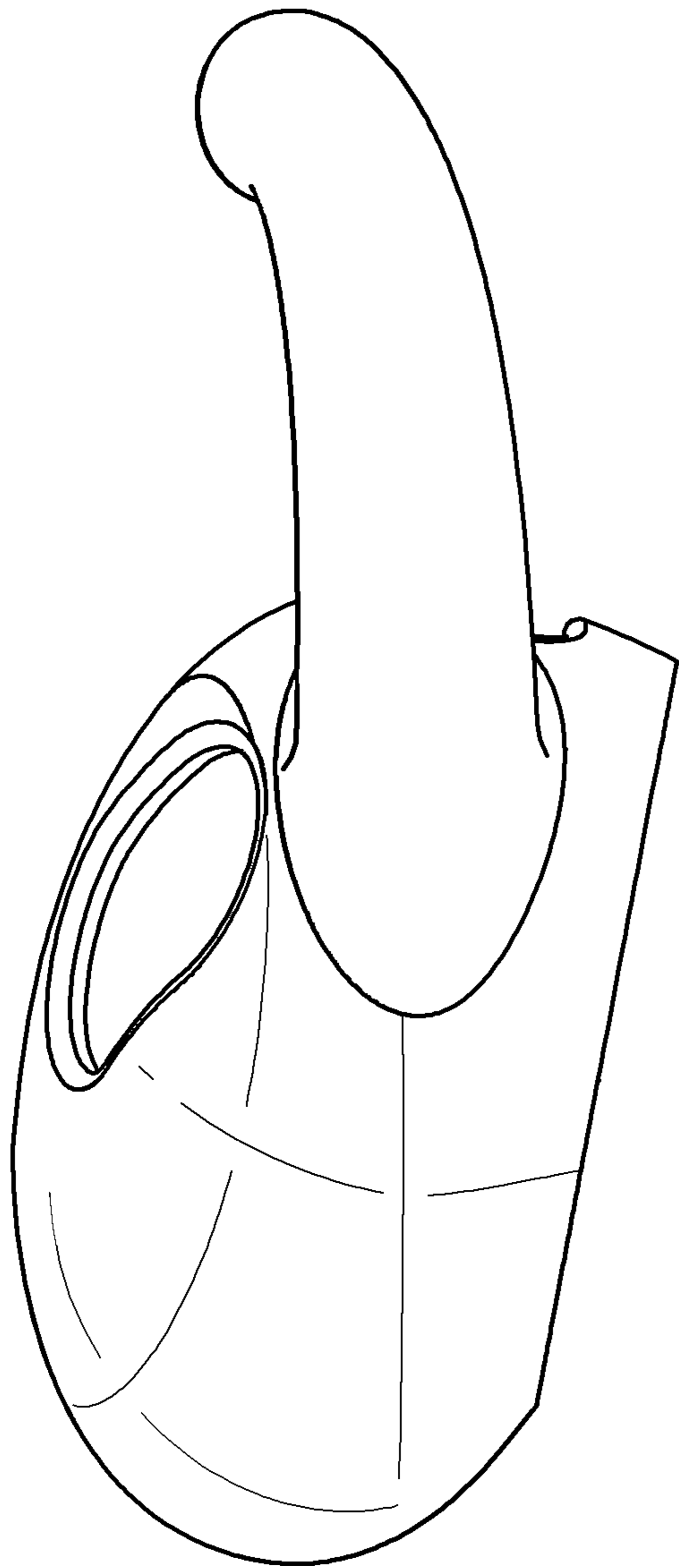


FIG. 5

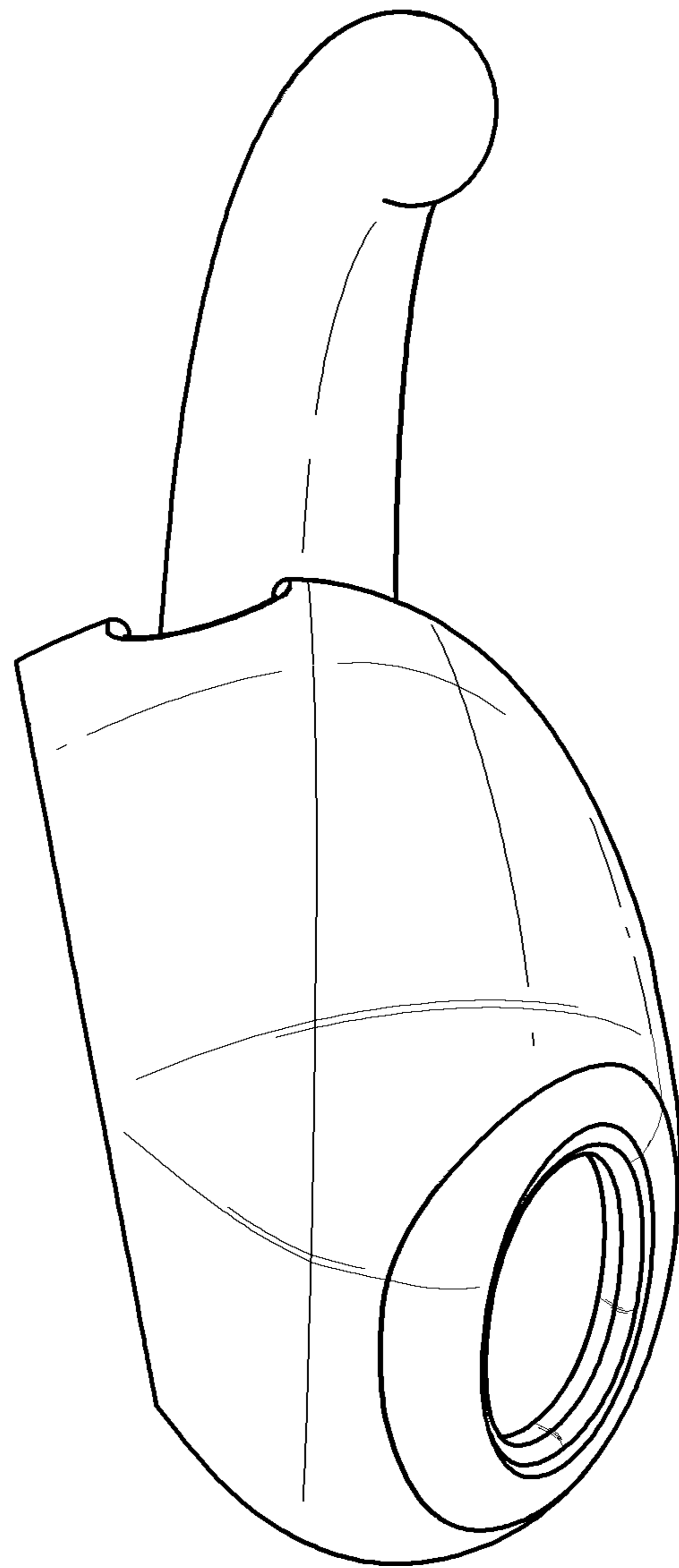


FIG. 6

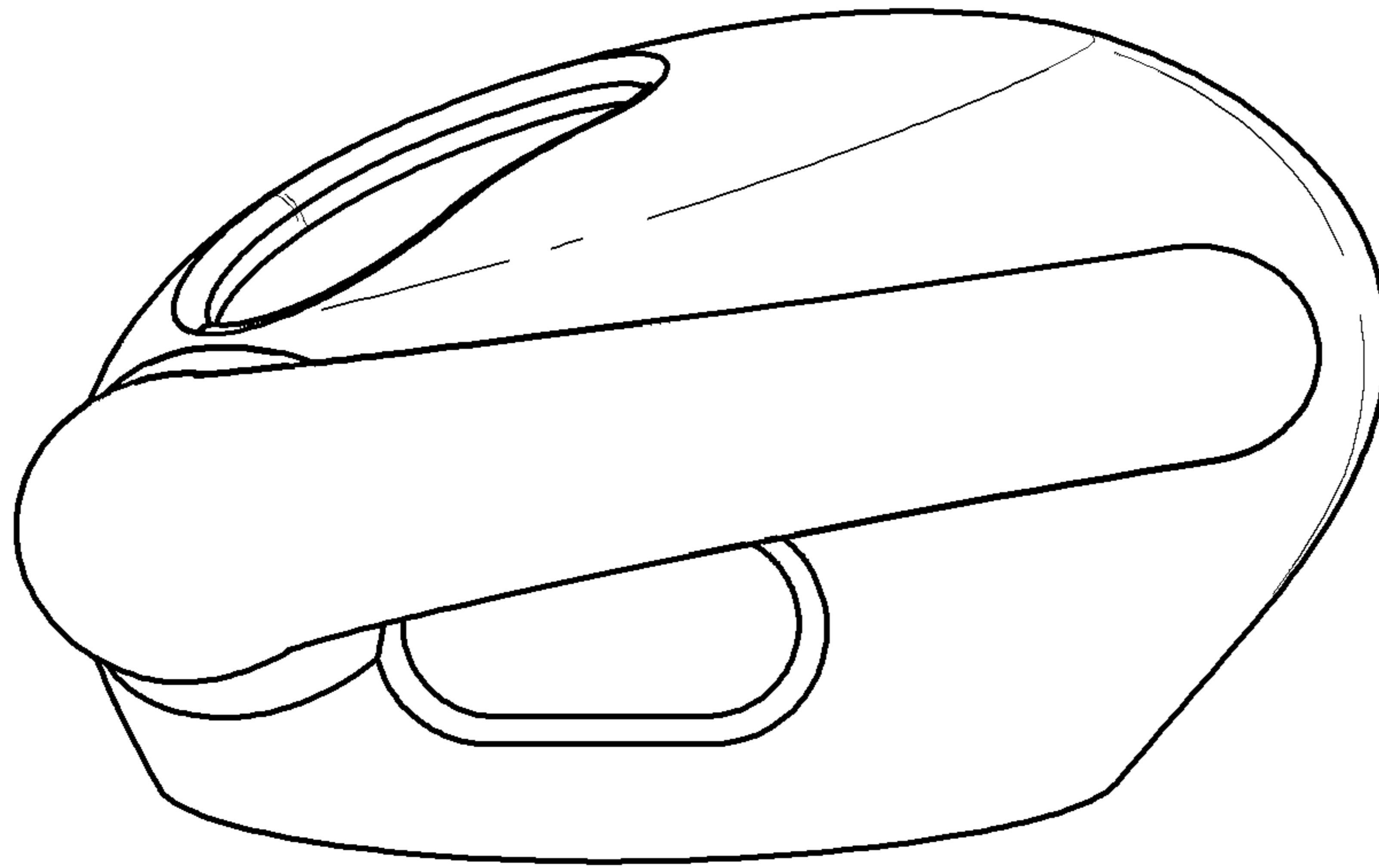


FIG. 7

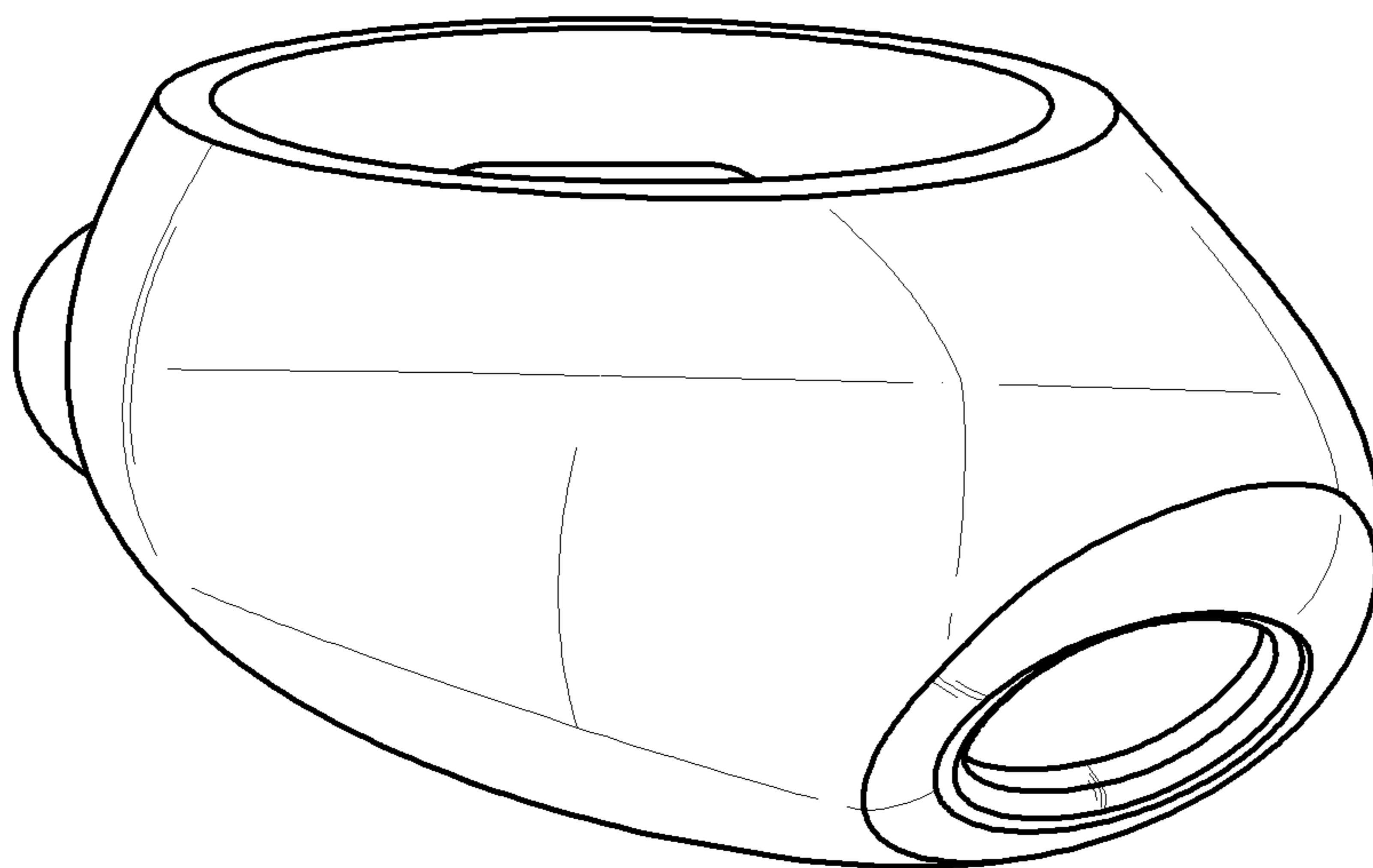


FIG. 8




FIG. 9

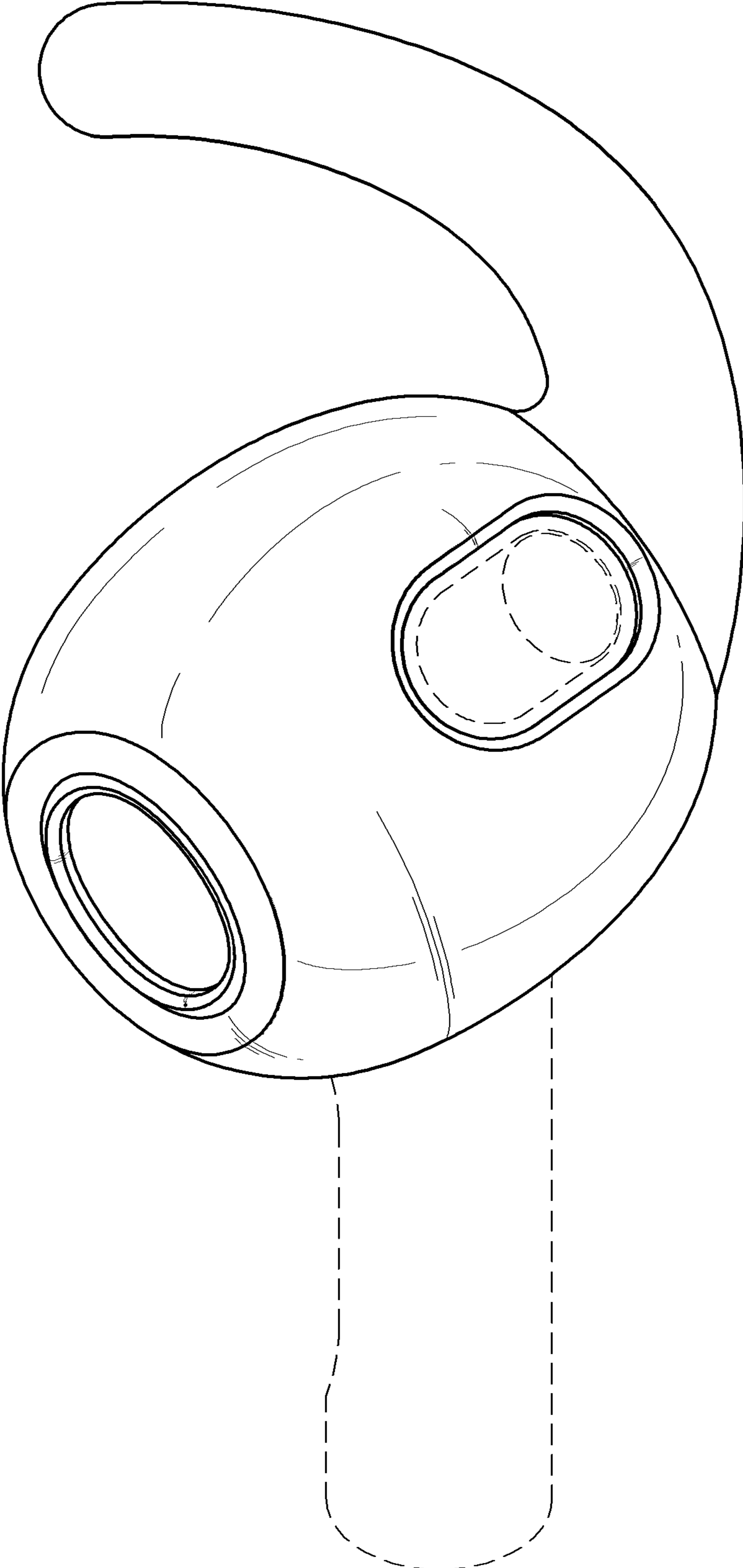


FIG. 10

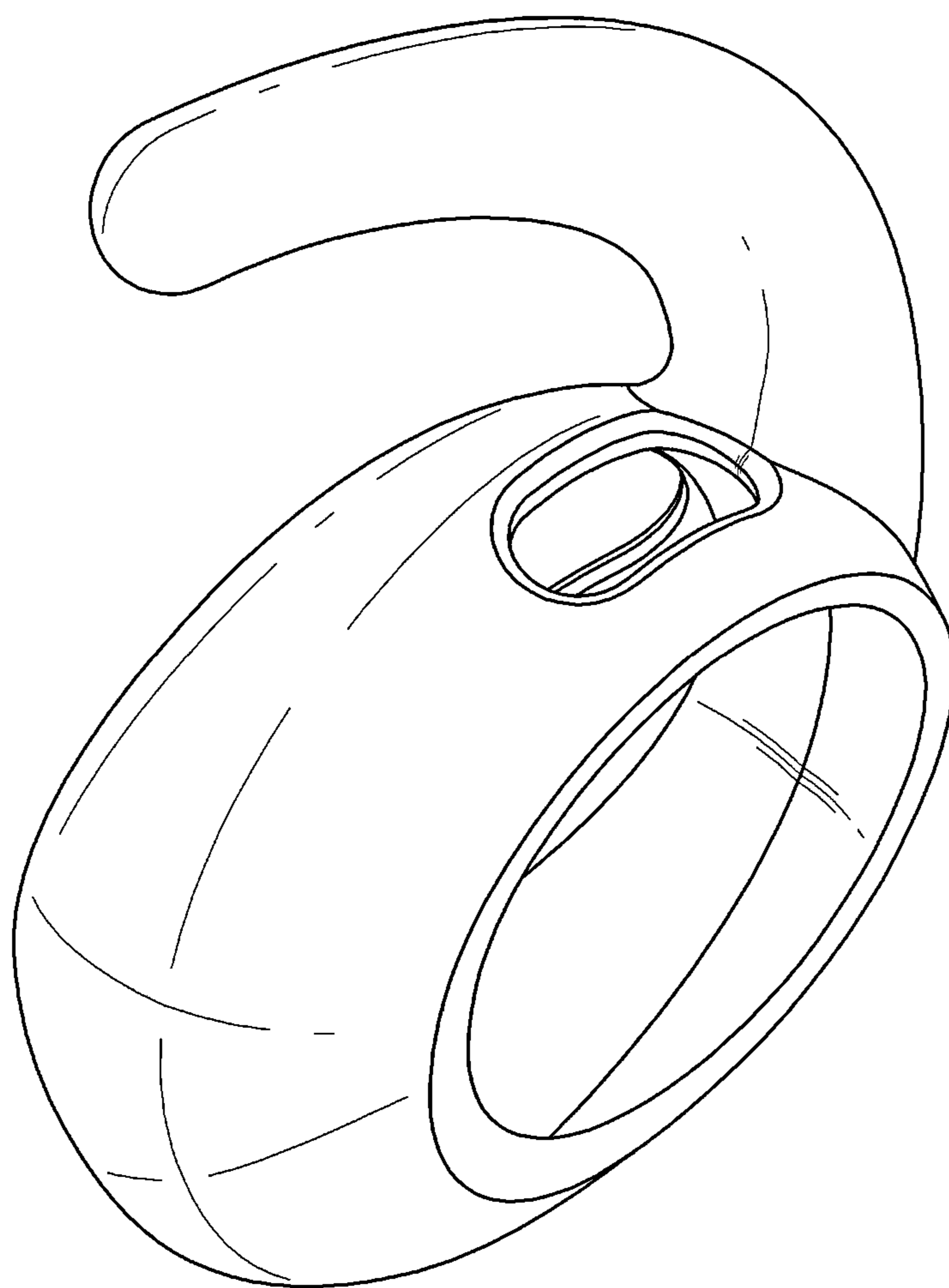


FIG. 11




FIG. 12

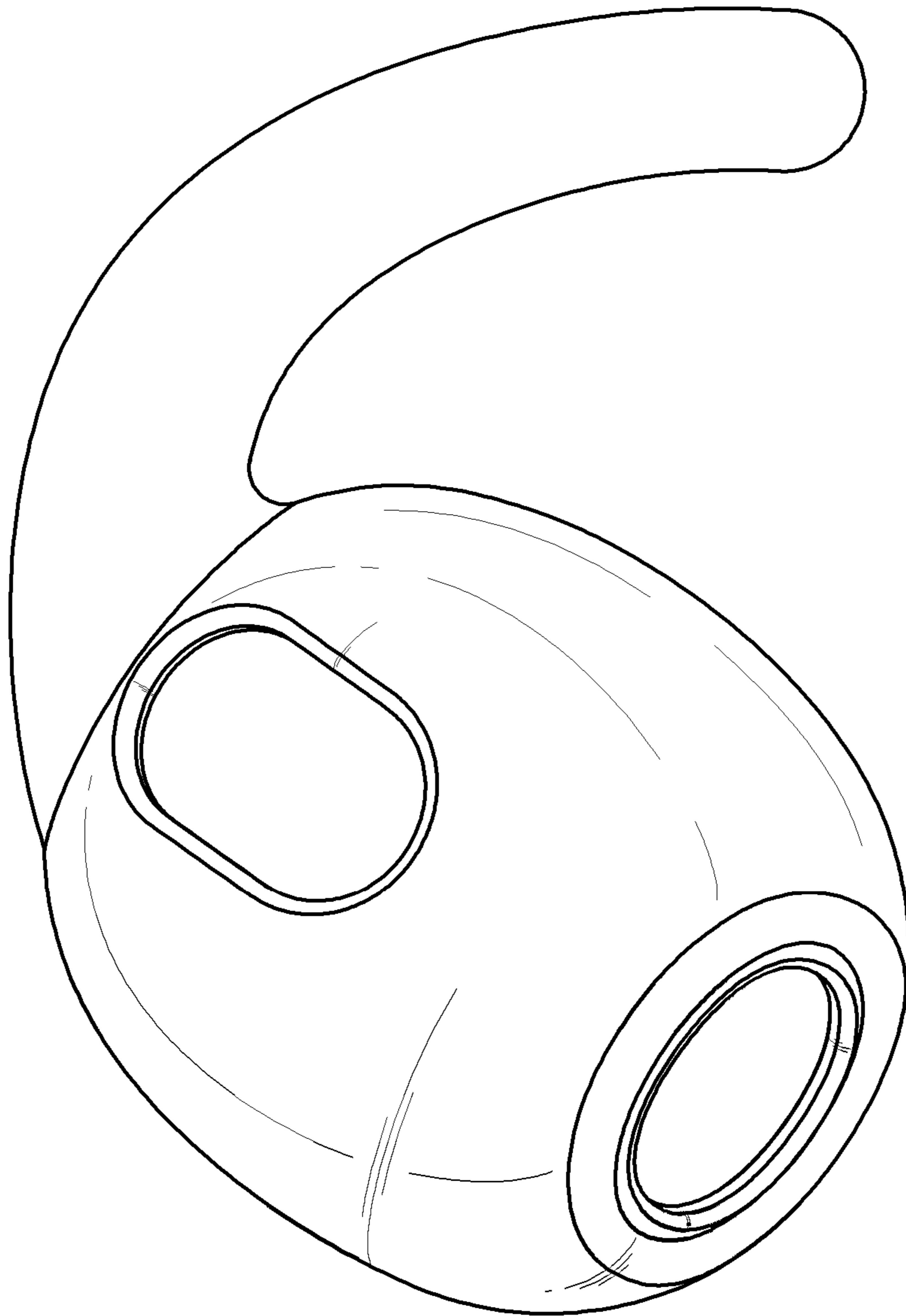


FIG. 13

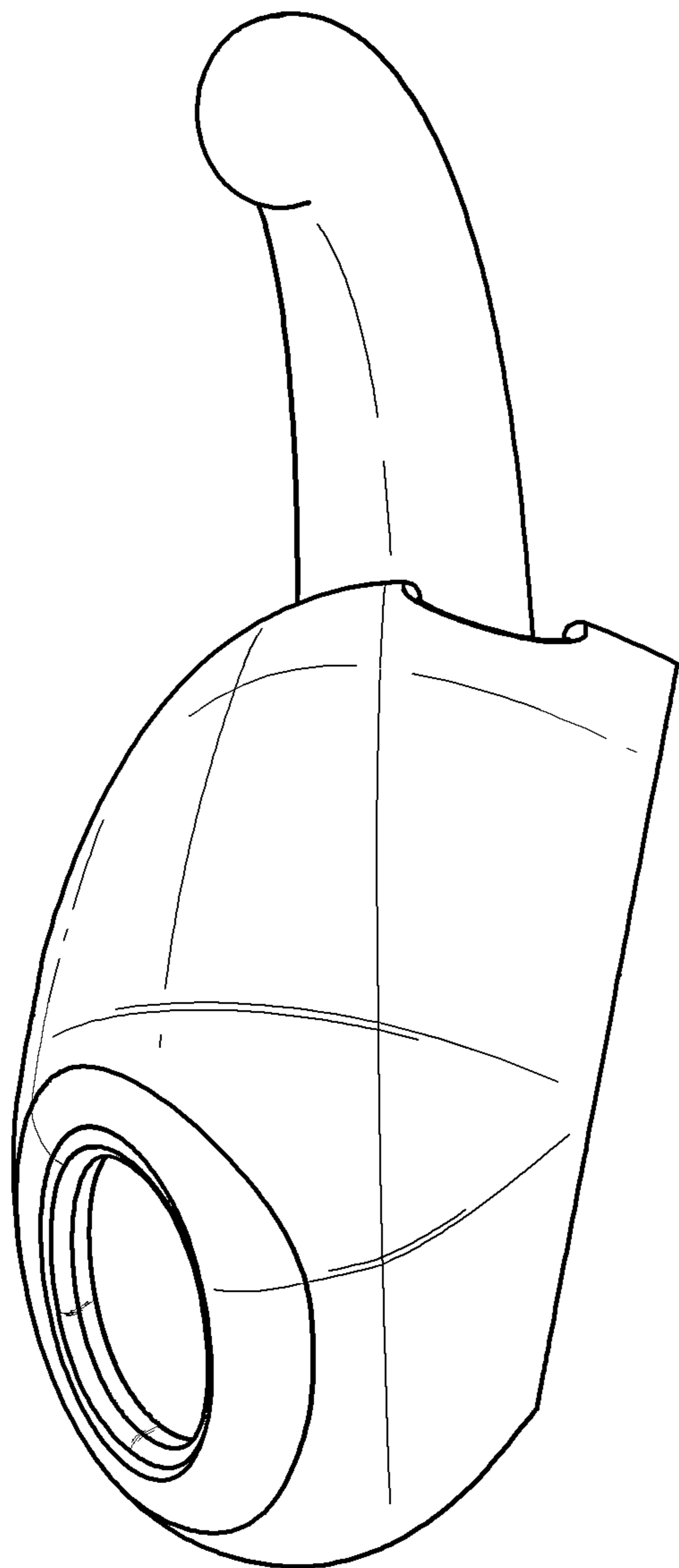


FIG. 14

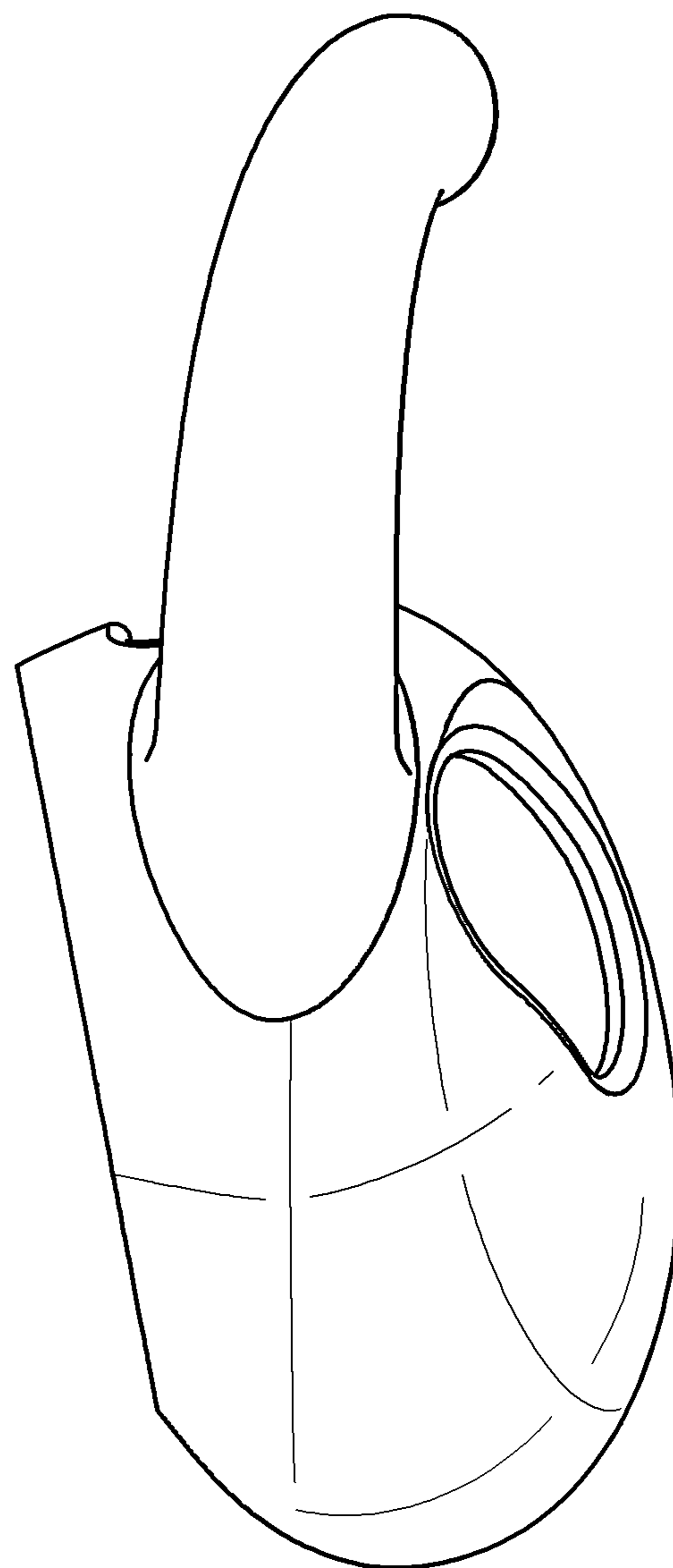


FIG. 15

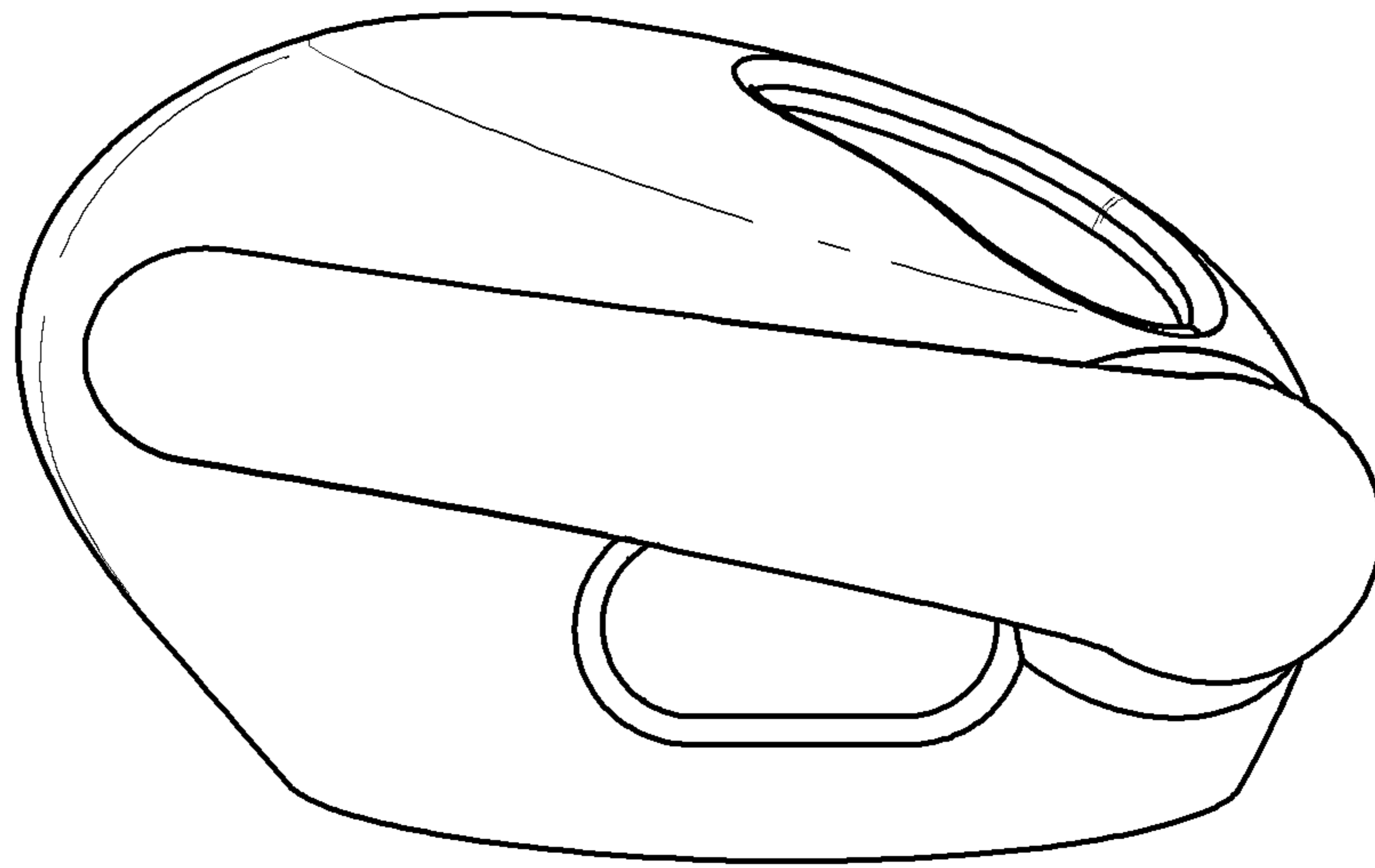


FIG. 16

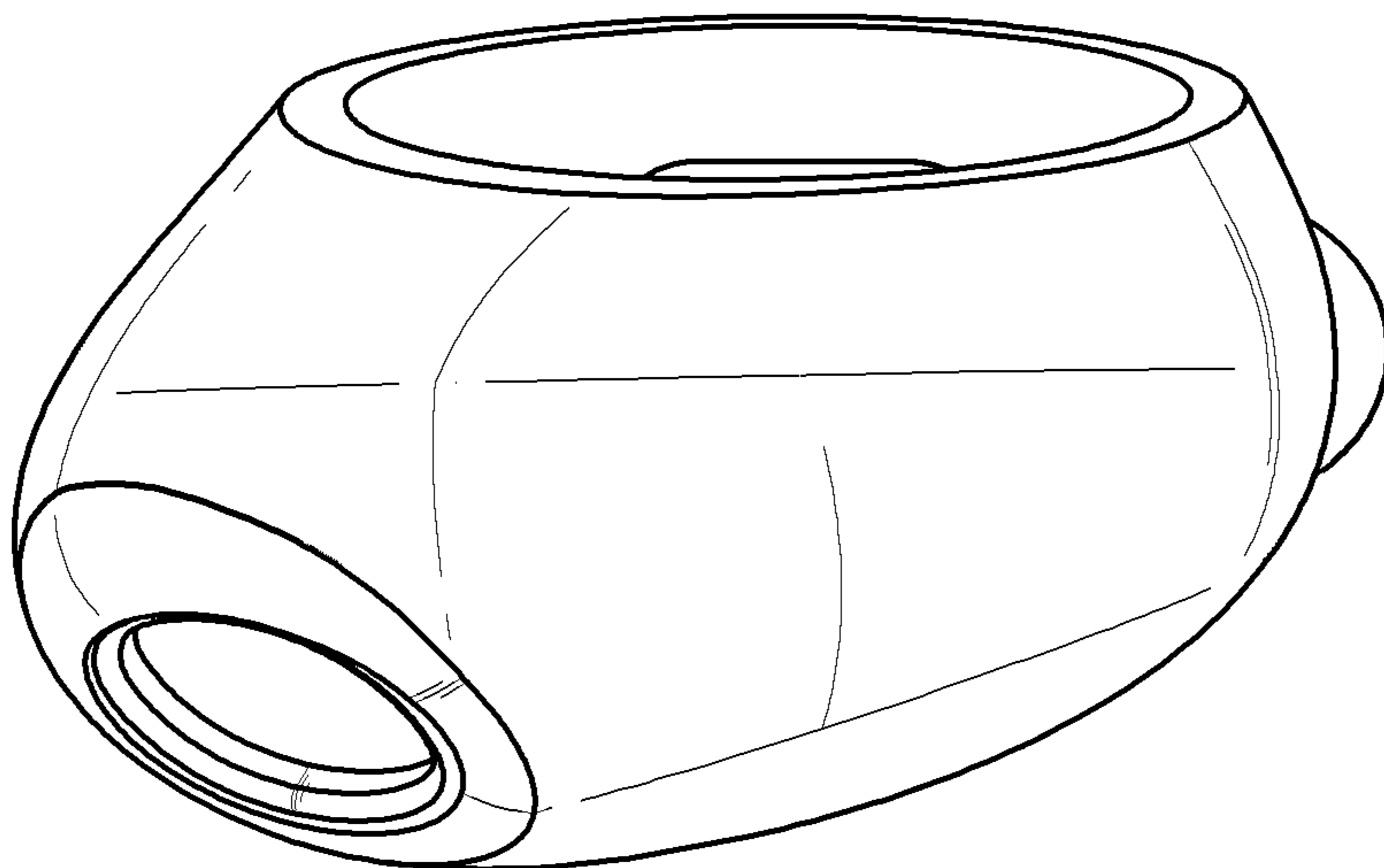


FIG. 17




FIG. 18

