

US00D962858S

(12) **United States Design Patent**
Zhang et al.

(10) **Patent No.:** **US D962,858 S**
(45) **Date of Patent:** **** Sep. 6, 2022**

- (54) **EARPHONE CHARGING CASE**
- (71) Applicant: **Ugreen Group Limited**, Shenzhen (CN)
- (72) Inventors: **Qingsen Zhang**, Shenzhen (CN);
Junling Chen, Shenzhen (CN);
Zhuohao Liang, Shenzhen (CN)
- (**) Term: **15 Years**
- (21) Appl. No.: **29/699,257**
- (22) Filed: **Jul. 24, 2019**
- (51) **LOC (13) Cl.** **13-02**
- (52) **U.S. Cl.**
USPC **D13/108**
- (58) **Field of Classification Search**
USPC D13/107-110, 118-119, 184; D14/251,
D14/253, 432, 434
CPC Y02T 90/14; H02J 7/025; H02J 7/0042;
H02J 7/0044; H02J 7/0045; H02J 7/0003;
H01F 38/14; H01R 13/6675; H01M
10/44; H01M 10/46; H01M 10/425
See application file for complete search history.

- (56) **References Cited**
U.S. PATENT DOCUMENTS
D823,246 S * 7/2018 Lin D13/108
D890,091 S * 7/2020 Cramer D13/108
D893,184 S * 8/2020 Liu D3/294

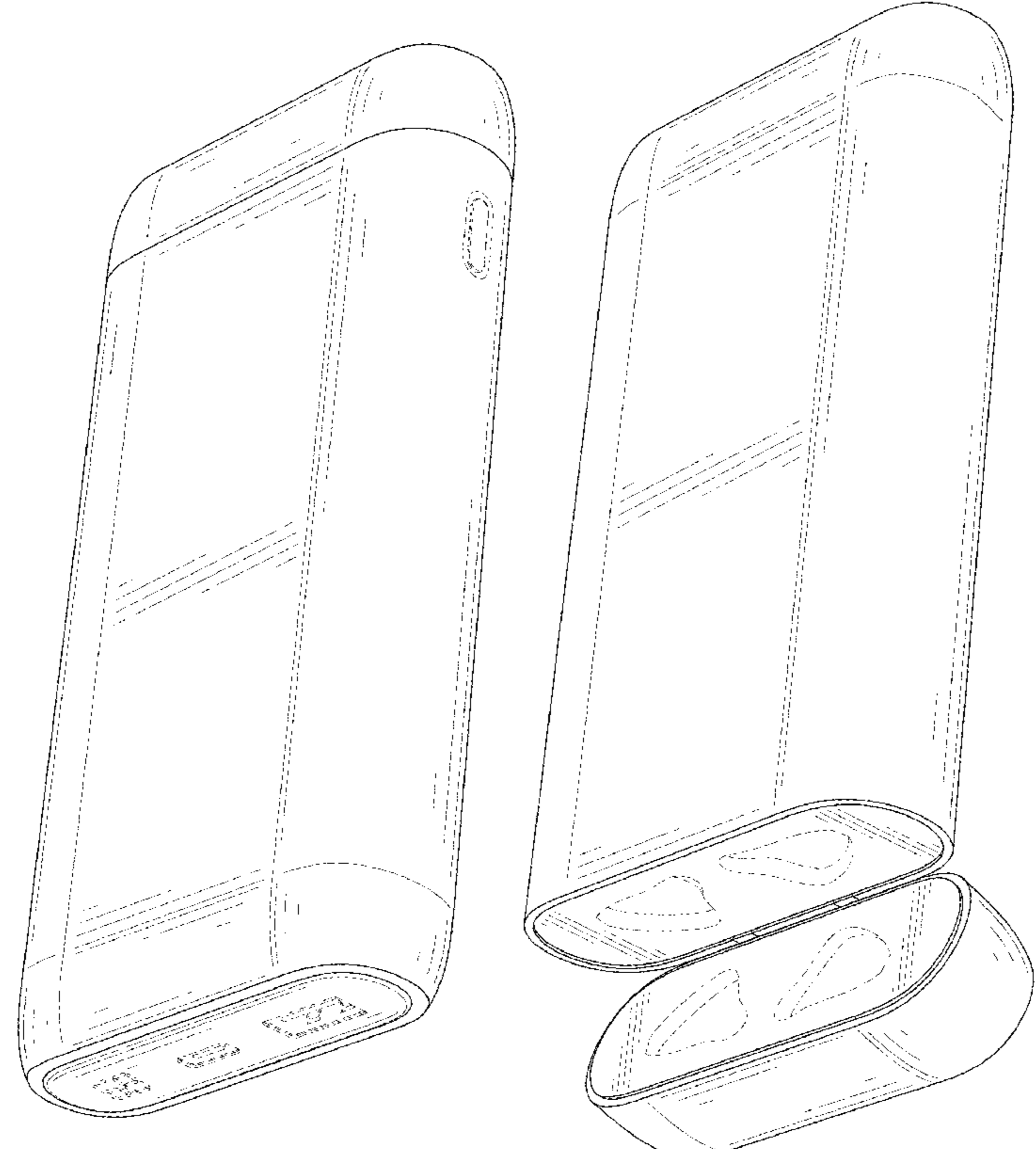
- D897,678 S * 10/2020 Koh D3/294
- D904,977 S * 12/2020 Deng D13/108
- D910,553 S * 2/2021 Cramer D13/108
- D911,950 S * 3/2021 Zhang D13/103
- D918,138 S * 5/2021 Ma D3/294
- D927,465 S * 8/2021 Wang D14/223
- D933,595 S * 10/2021 Geng D3/294
- D940,069 S * 1/2022 Ganapathy D13/107
- D942,943 S * 2/2022 Huang D3/294
- D942,944 S * 2/2022 Liao D3/294

* cited by examiner
Primary Examiner — Nathaniel D. Buckner

(57) **CLAIM**
The ornamental design for an earphone charging case, as shown and described.

DESCRIPTION
FIG. 1 is a perspective view of an earphone charging case showing our new design;
FIG. 2 is a front view thereof;
FIG. 3 is a back view thereof;
FIG. 4 is a left side view thereof;
FIG. 5 is a right side view thereof;
FIG. 6 is a top view thereof;
FIG. 7 is a bottom view thereof; and,
FIG. 8 is a perspective view of another state of the earphone charging case.
The broken lines shown in the figures depict portions of the earphone charging case which form no part of the claimed design.

1 Claim, 8 Drawing Sheets



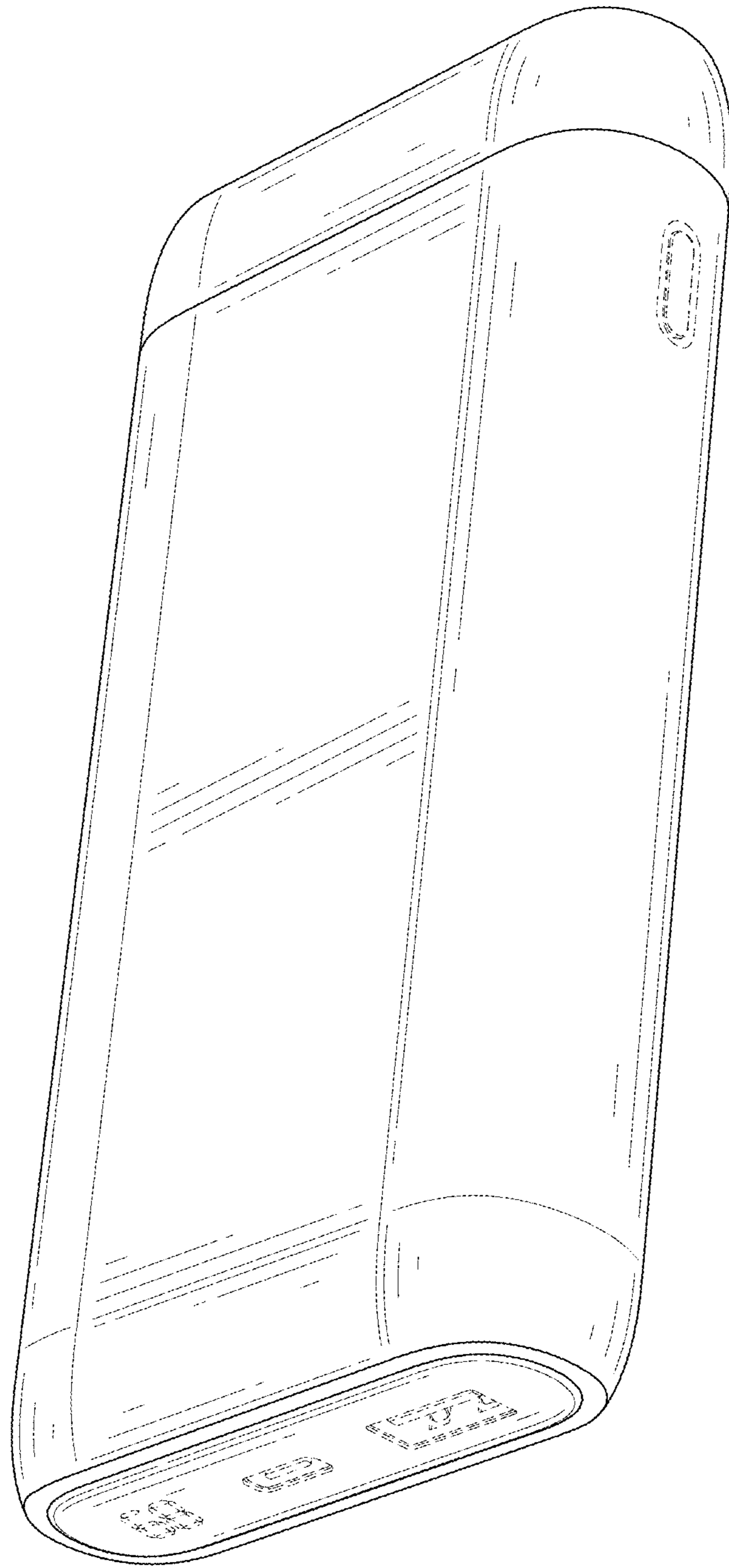


FIG. 1




FIG. 2




FIG. 3




FIG. 4




FIG. 5

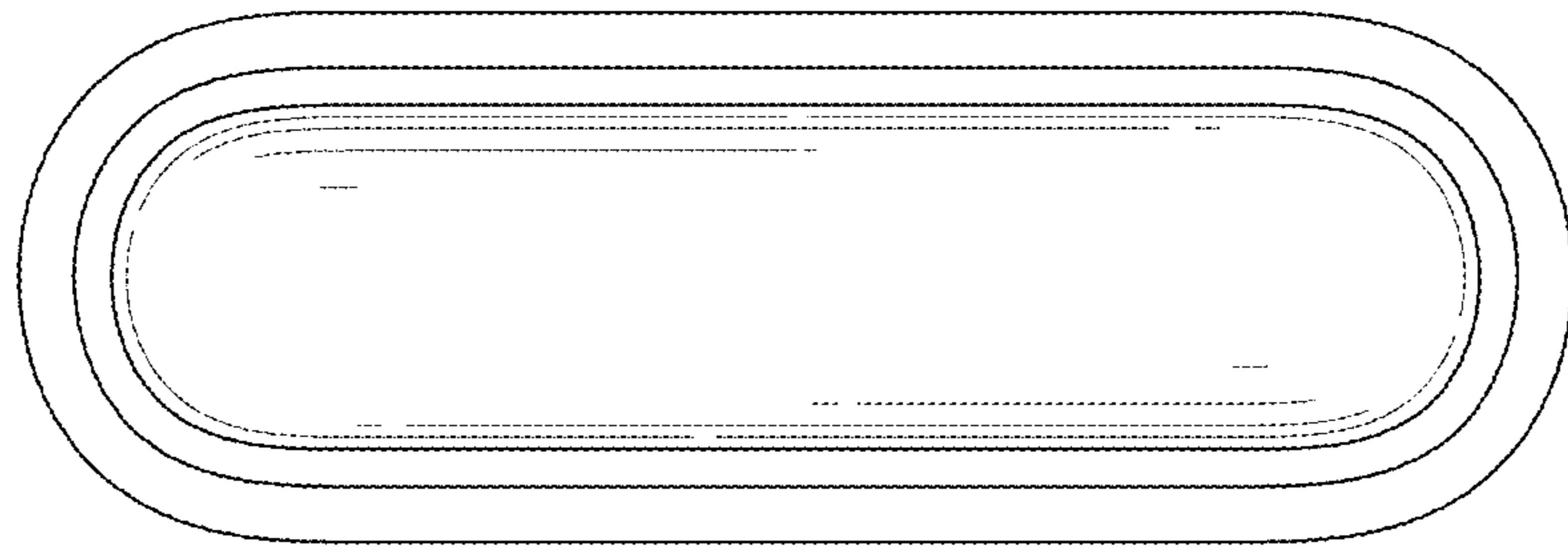


FIG. 6

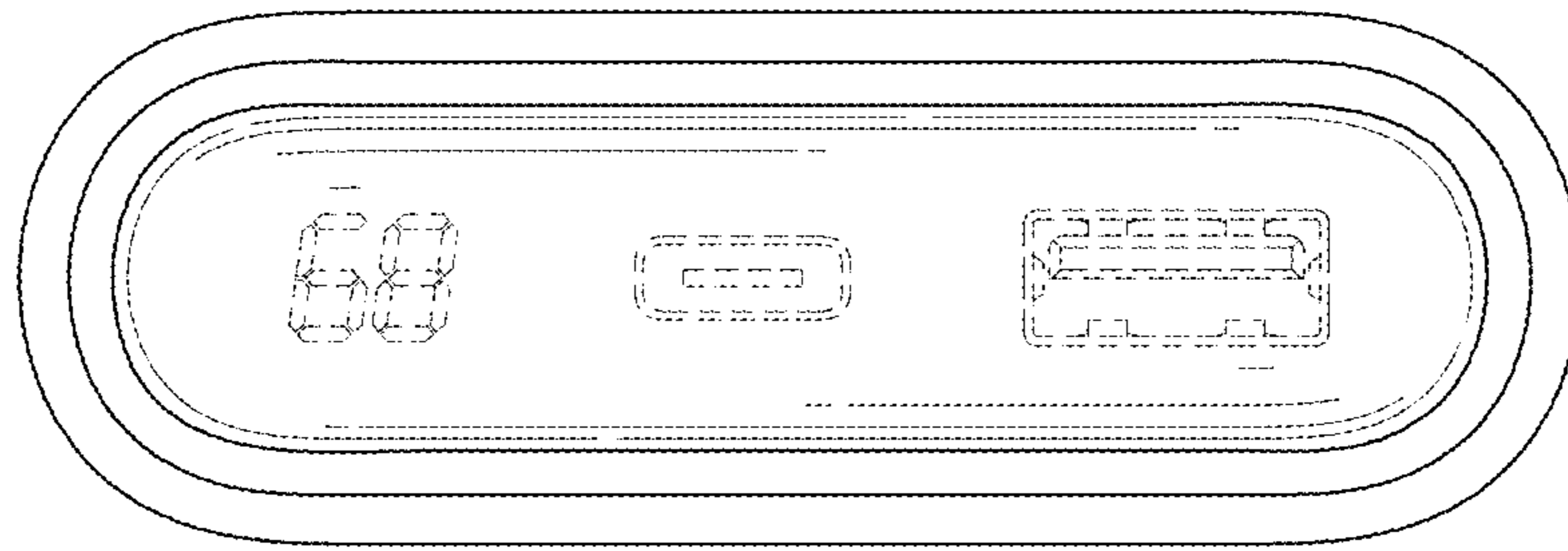


FIG. 7

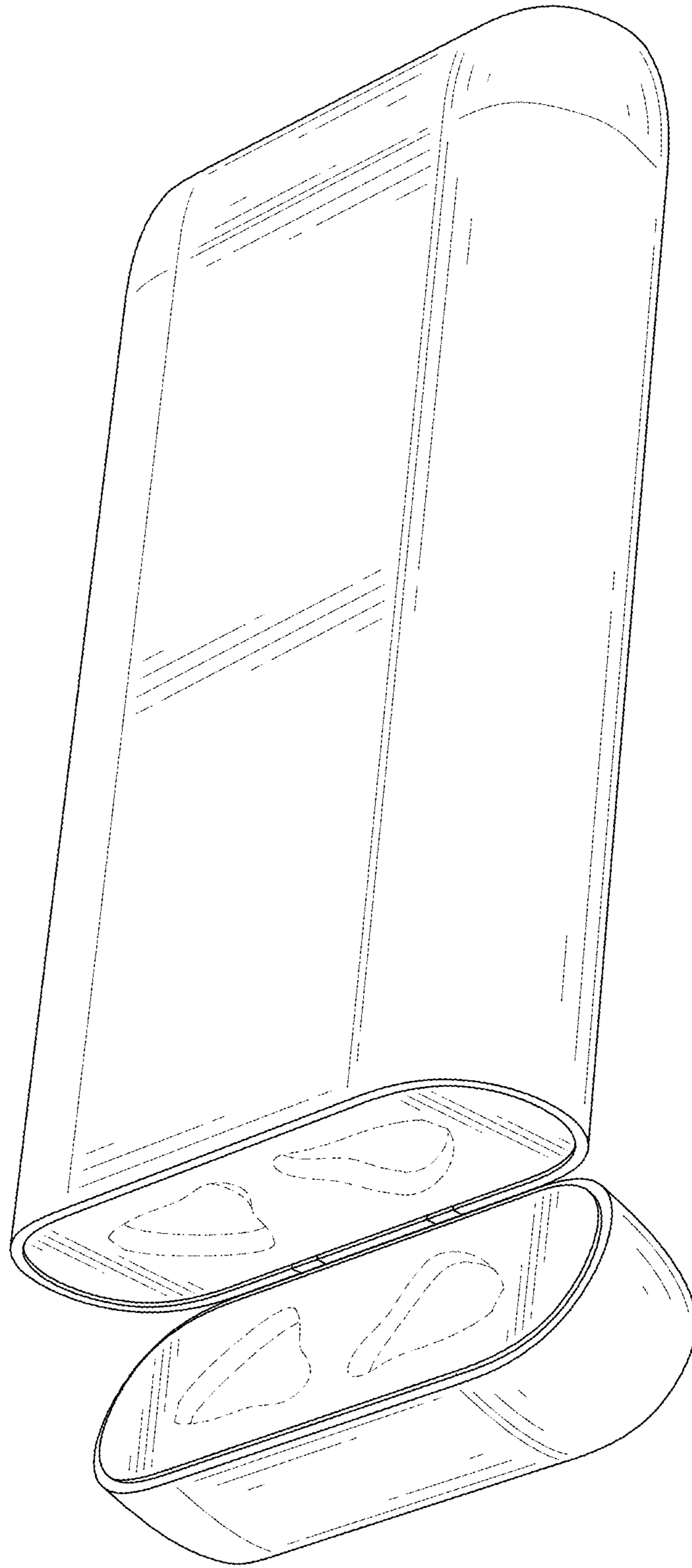


FIG. 8