

US00D962850S

(12) **United States Design Patent**  
**Geng et al.**

(10) **Patent No.:** **US D962,850 S**

(45) **Date of Patent:** **\*\* Sep. 6, 2022**

(54) **TIRE FOR GOLF CAR**

(71) Applicant: **HEBEI WANDA TYRE CO., LTD.**,  
Hebei (CN)

(72) Inventors: **Peng Geng**, Tianjin (CN); **Chuan Liu**,  
Tianjin (CN); **Yongfu Guan**, Tianjin  
(CN)

(73) Assignee: **HEBEI WANDA TYRE CO., LTD.**,  
Xingtai (CN)

(\*\*) Term: **15 Years**

(21) Appl. No.: **29/753,442**

(22) Filed: **Sep. 30, 2020**

(30) **Foreign Application Priority Data**

Aug. 18, 2020 (CN) ..... 202030473752.6

(51) **LOC (13) Cl.** ..... **12-15**

(52) **U.S. Cl.**  
USPC ..... **D12/579**

(58) **Field of Classification Search**  
USPC ..... D12/568-605, 900  
CPC ..... Y10T 152/10027; B60C 1/0016; B60C  
11/0306; B60C 11/0302; B60C 3/06;  
B60C 9/17  
See application file for complete search history.

(56) **References Cited**

**U.S. PATENT DOCUMENTS**

D775,065 S \* 12/2016 Hanlon ..... D12/599  
D873,762 S \* 1/2020 Sareen ..... D12/512

D873,763 S \* 1/2020 Petr ..... D12/900  
D881,112 S \* 4/2020 Geng ..... D12/579  
D886,031 S \* 6/2020 Geng ..... D12/579  
D888,651 S \* 6/2020 Zhang ..... D12/579  
D895,535 S \* 9/2020 Jiang ..... D12/605  
D899,350 S \* 10/2020 Henderson ..... D12/594  
D900,717 S \* 11/2020 Davenport ..... D12/579  
D902,840 S \* 11/2020 Zhao ..... D12/596  
D943,501 S \* 2/2022 Geng ..... D12/579  
D947,105 S \* 3/2022 Geng ..... D12/579

\* cited by examiner

*Primary Examiner* — John A Voytek

(74) *Attorney, Agent, or Firm* — Wayne IP LLC

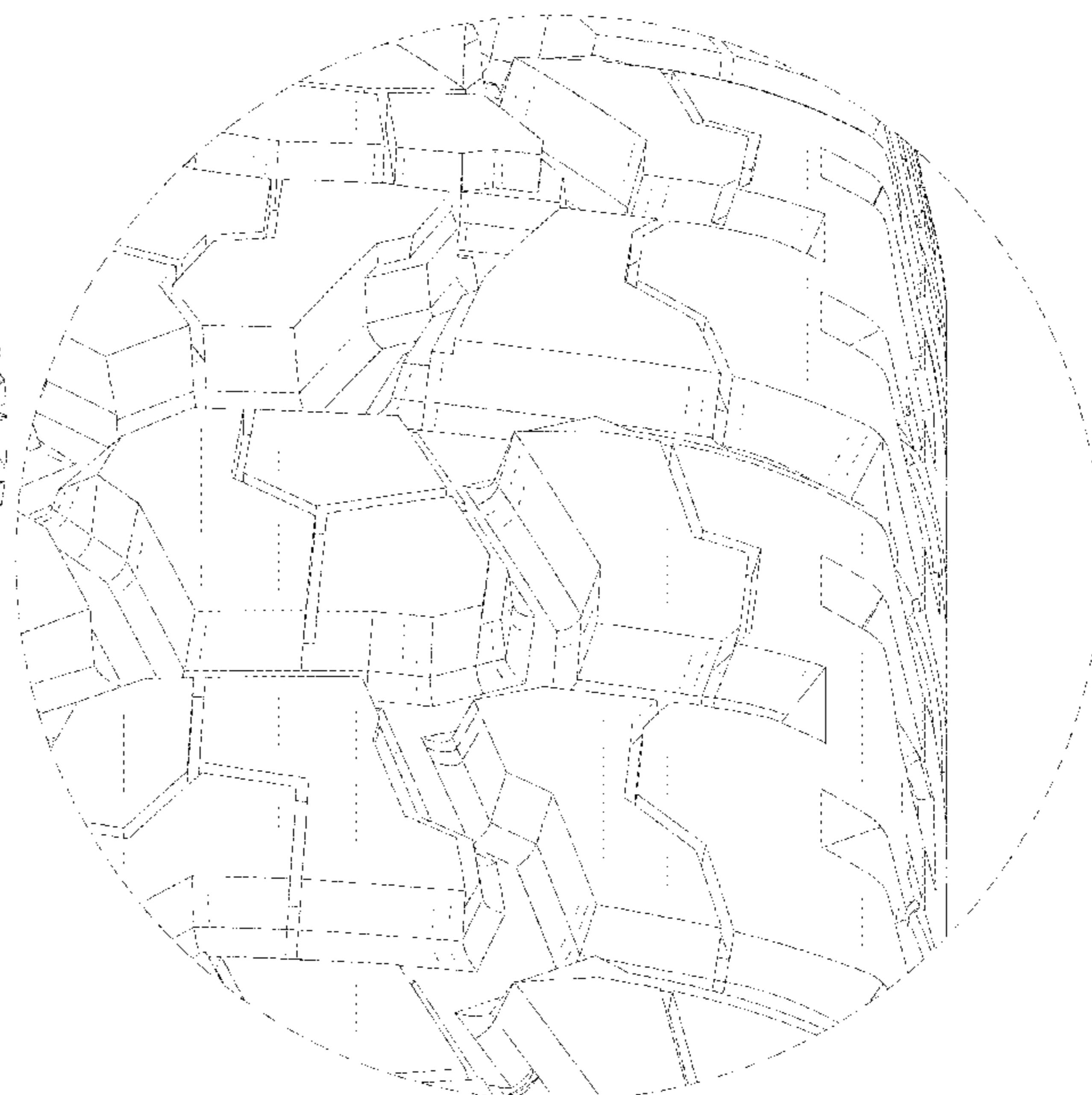

(57) **CLAIM**

The ornamental design for the tire for a golf car, as shown and described.

**DESCRIPTION**

FIG. 1 is a perspective view of tire for a golf car showing our new design;  
FIG. 2 is a front elevation view thereof;  
FIG. 3 is a back elevation view thereof;  
FIG. 4 is a left side view thereof;  
FIG. 5 is a right side view thereof;  
FIG. 6 is a top plan view thereof;  
FIG. 7 is a bottom plan view thereof;  
FIG. 8 is a partially enlarged view of FIG. 2; and,  
FIG. 9 is a partially enlarged view of FIG. 4.  
The broken lines shown on the drawings depict portions of the tire for a golf car that form no part of the claimed design.

**1 Claim, 9 Drawing Sheets**



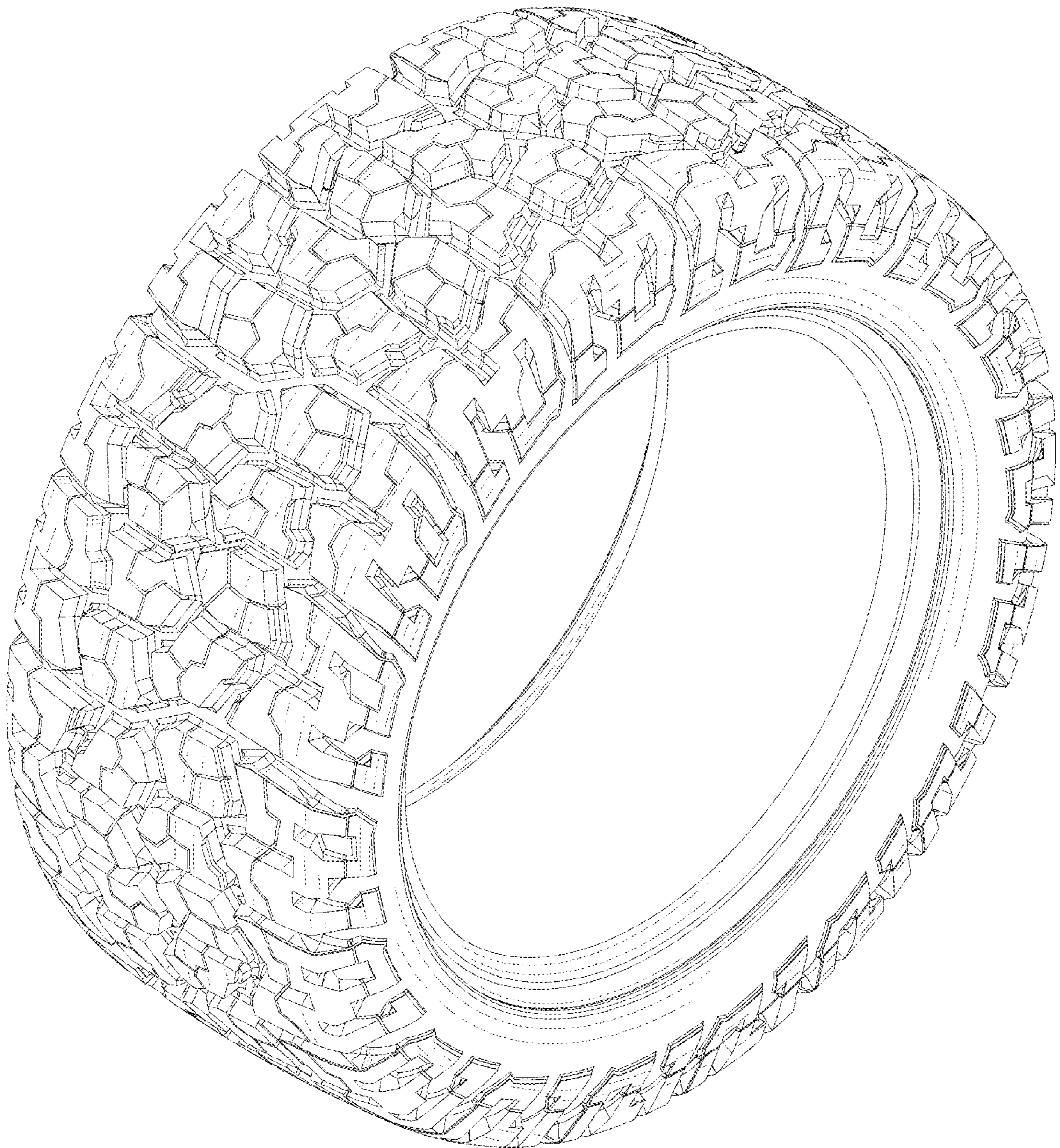


FIG. 1

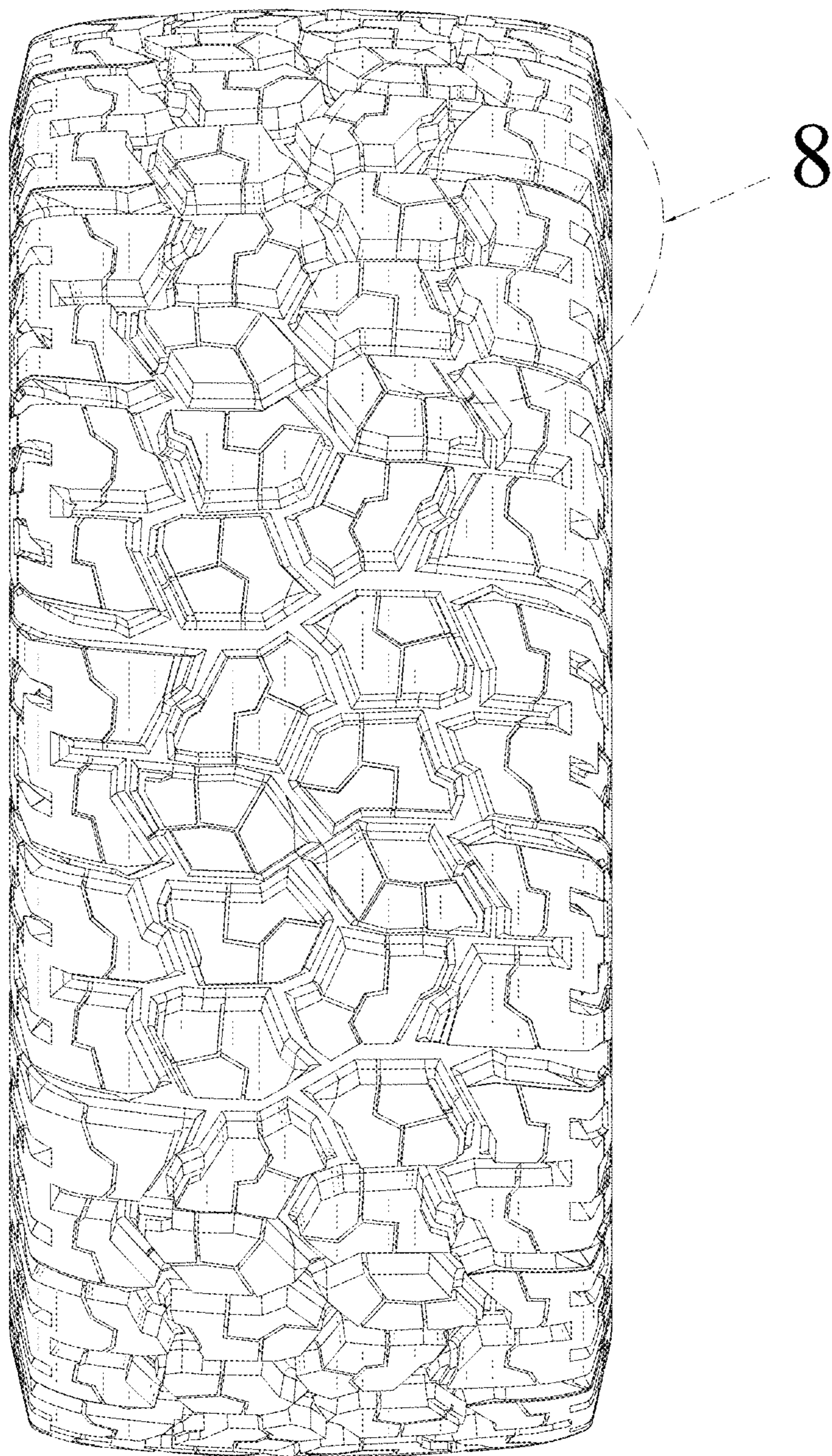


FIG. 2

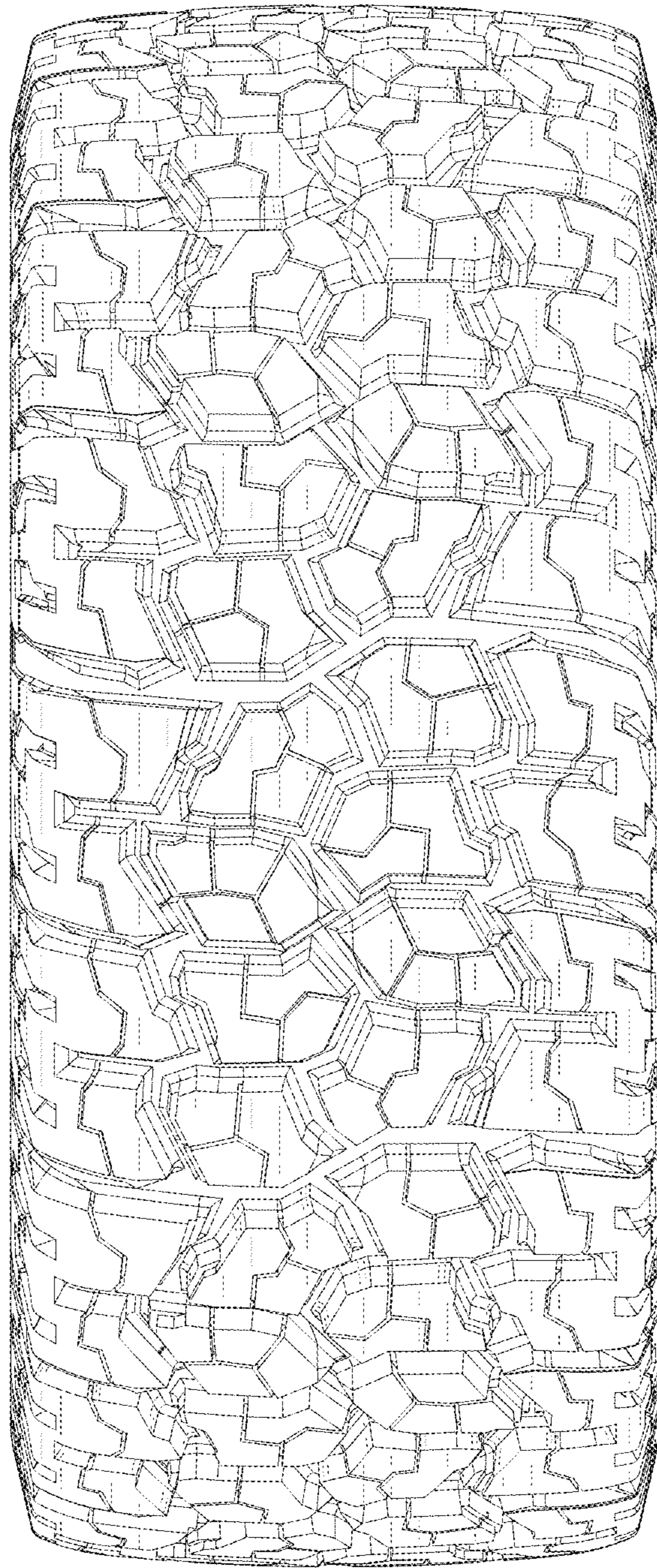


FIG. 3




FIG. 4




FIG. 5

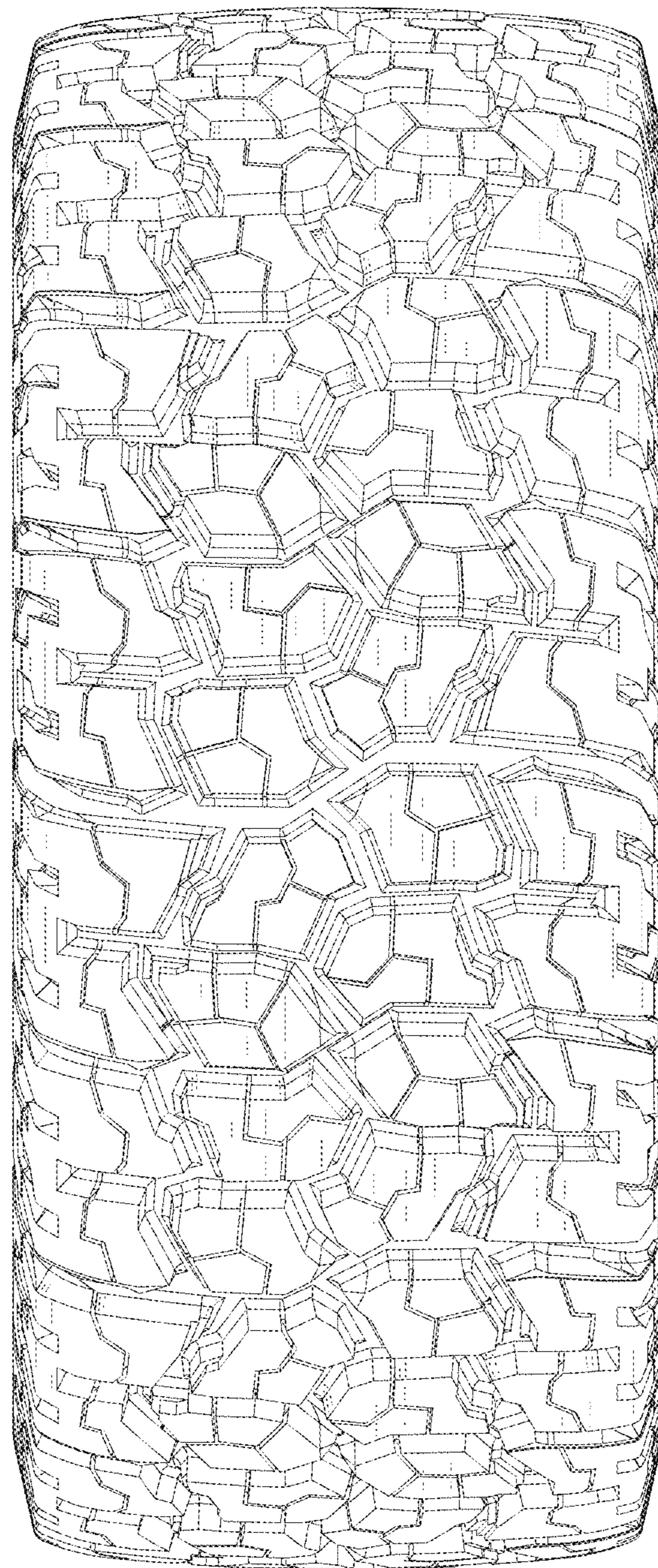


FIG. 6

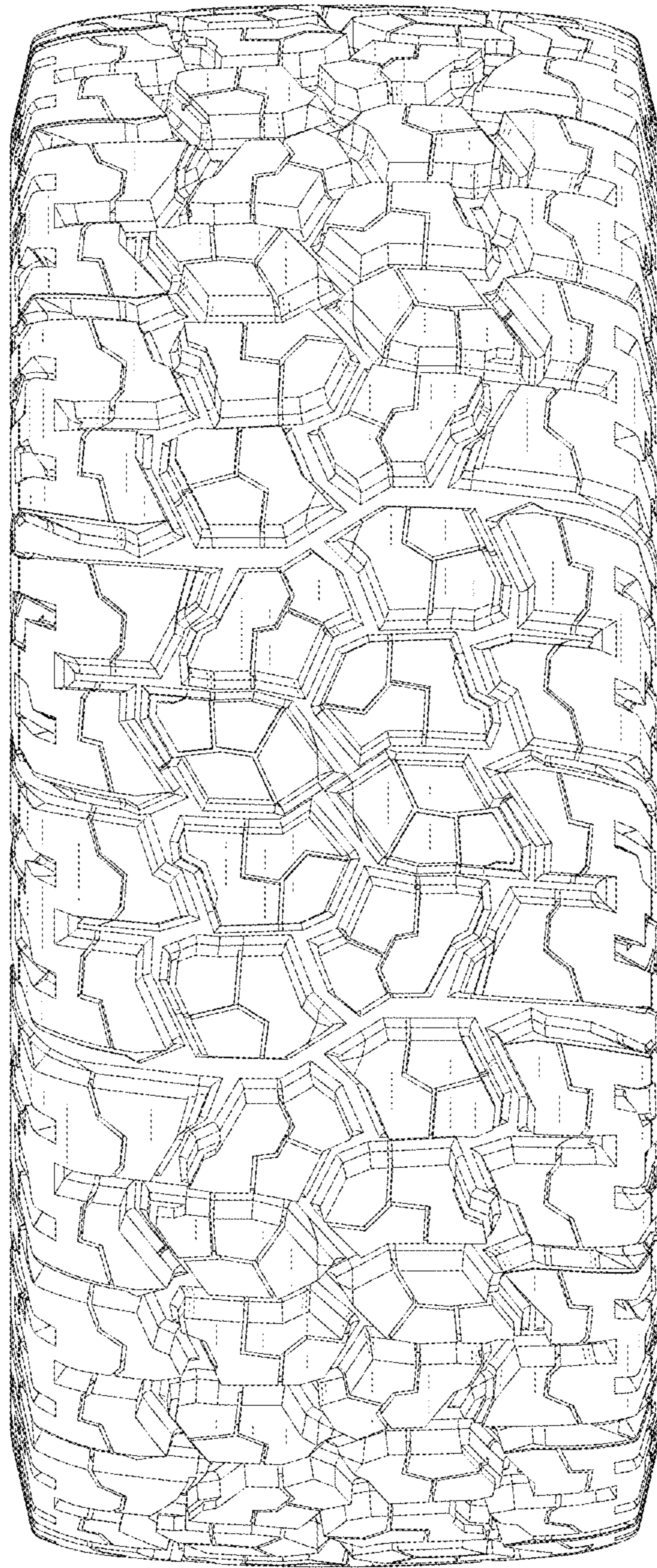


FIG. 7





FIG. 8

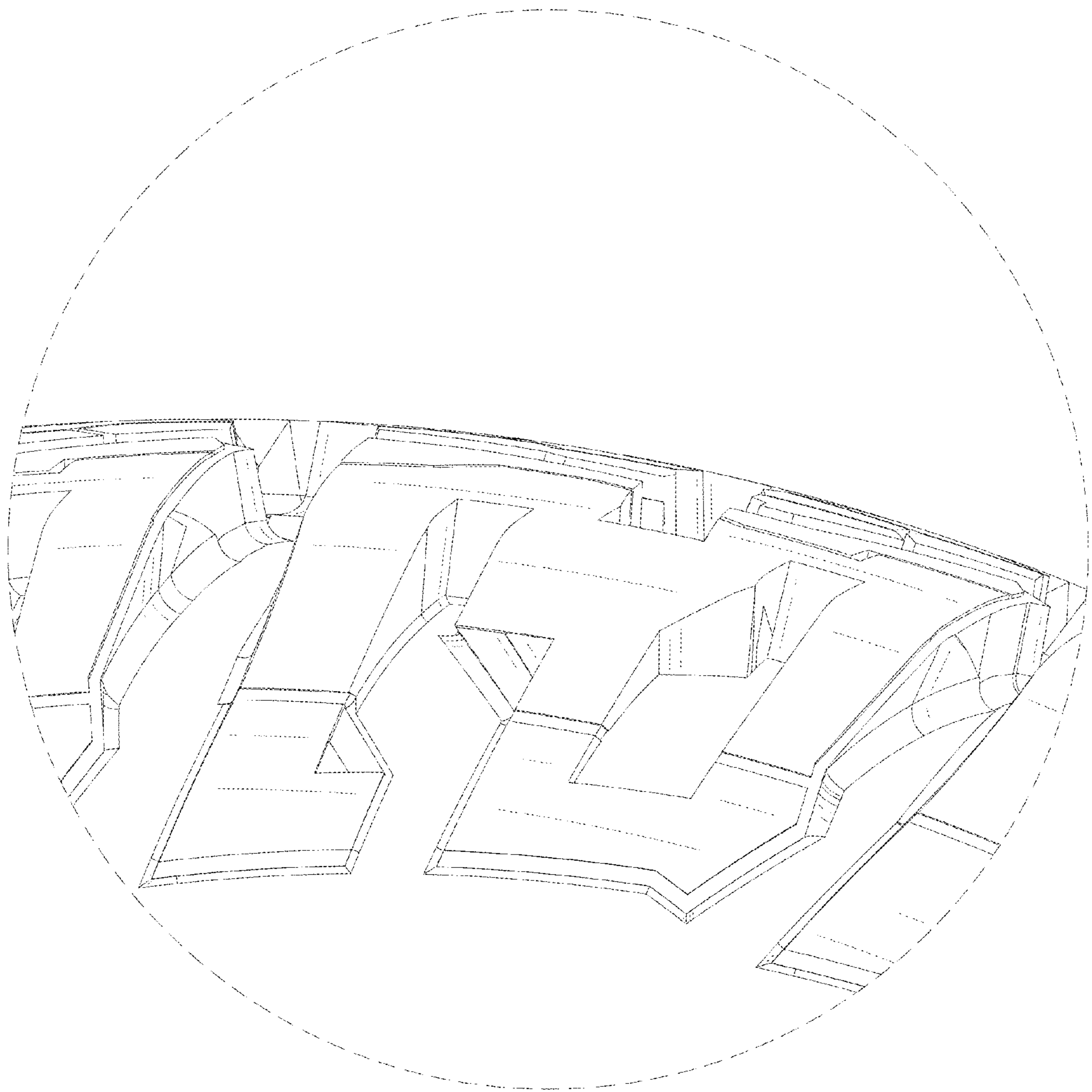


FIG. 9