



US00D962849S

(12) **United States Design Patent**
Geng et al.

(10) **Patent No.:** **US D962,849 S**
(45) **Date of Patent:** **** Sep. 6, 2022**

- (54) **LAWN TIRE**
- (71) Applicant: **HEBEI WANDA TYRE CO., LTD.**,
Hebei (CN)
- (72) Inventors: **Peng Geng**, Tianjin (CN); **Kaiyun Song**, Tianjin (CN)
- (73) Assignee: **HEBEI WANDA TYRE CO., LTD.**,
Xingtai (CN)

D499,375 S	*	12/2004	Gordon	D12/900
D529,862 S	*	10/2006	Miller	D12/574
D538,738 S	*	3/2007	Miller	D12/605
D590,327 S	*	4/2009	Barrett	D12/579
D615,026 S	*	5/2010	Nakano	D12/582
D767,475 S	*	9/2016	Scheifele	D12/580
D780,104 S	*	2/2017	Taylor	D12/580
D845,885 S	*	4/2019	Rooney	D12/579
D883,187 S	*	5/2020	Schultz	D12/594
D891,357 S	*	7/2020	Chang	D12/580
D943,502 S	*	2/2022	Nakano	D12/587

- (**) Term: **15 Years**
- (21) Appl. No.: **29/741,790**

* cited by examiner

Primary Examiner — John A Voytek

- (22) Filed: **Jul. 15, 2020**

(74) *Attorney, Agent, or Firm* — Wayne IP LLC

(30) **Foreign Application Priority Data**

(57) **CLAIM**

The ornamental design for a lawn tire, as shown and described.

Jun. 13, 2020 (CN) 202030301361.6

DESCRIPTION

(51) **LOC (13) Cl.** **12-15**

FIG. 1 is a perspective view of a lawn tire showing our new design;
 FIG. 2 is a front elevation view thereof;
 FIG. 3 is a back elevation view thereof;
 FIG. 4 is a left side view thereof;
 FIG. 5 is a right side view thereof;
 FIG. 6 is a top plan view thereof;
 FIG. 7 is a bottom plan view thereof;
 FIG. 8 is a partially enlarged view of FIG. 2 thereof; and,
 FIG. 9 is a partially enlarged view of FIG. 4 thereof.
 The broken lines shown in the drawings are for the purpose of demarcation of the enlarged views depicted in FIGS. 8 and 9, and form no part of the claimed design.

(52) **U.S. Cl.** **D12/579**

USPC **D12/579**

(58) **Field of Classification Search**

USPC D12/568–605, 900

CPC Y10T 152/10027; B60C 1/0016; B60C

11/0306; B60C 11/0302; B60C 3/06;

B60C 9/17

See application file for complete search history.

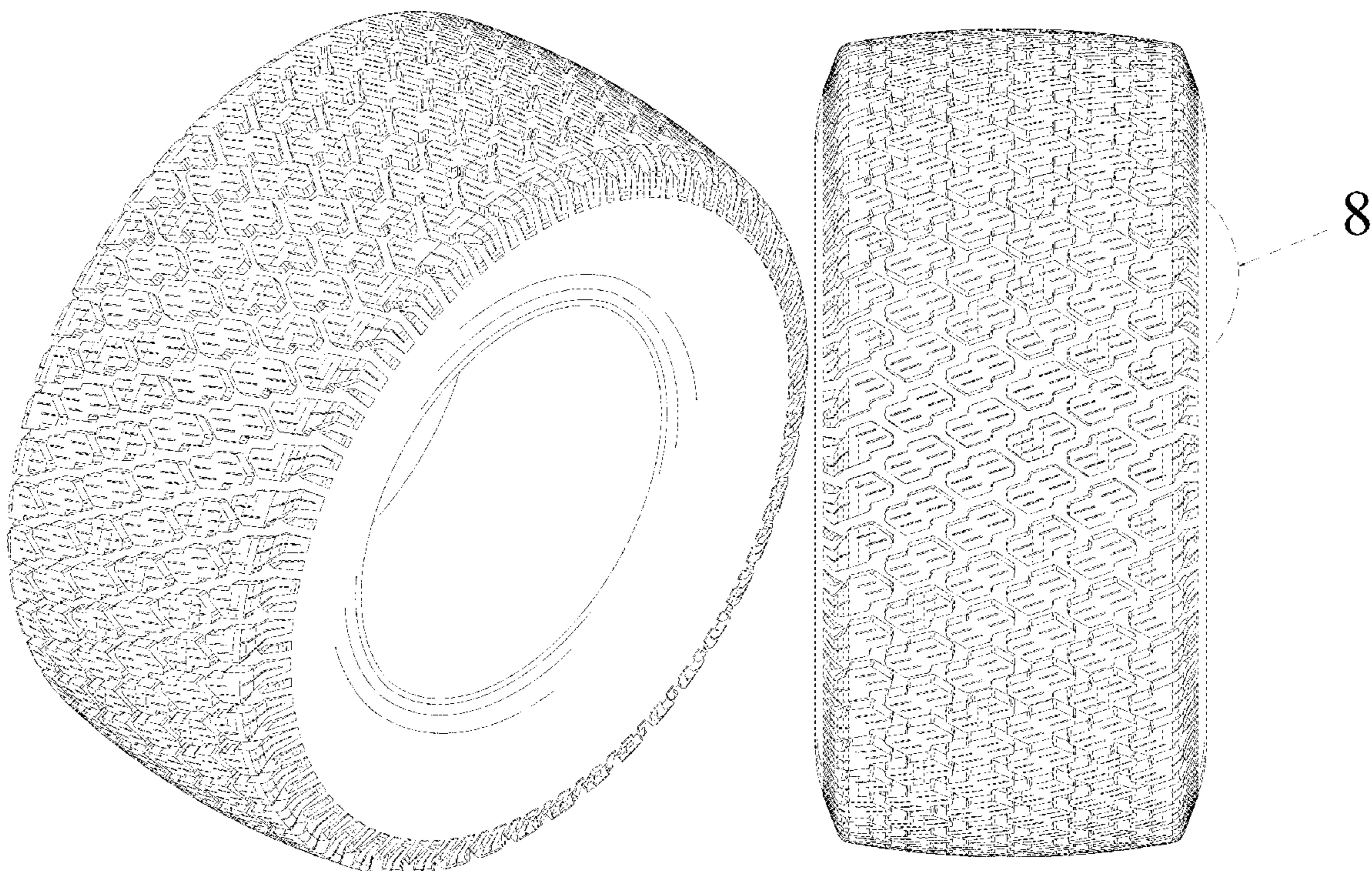
(56) **References Cited**

U.S. PATENT DOCUMENTS

D415,985 S * 11/1999 Le D12/574

D460,404 S * 7/2002 Janjareh D12/580

1 Claim, 9 Drawing Sheets






FIG. 1

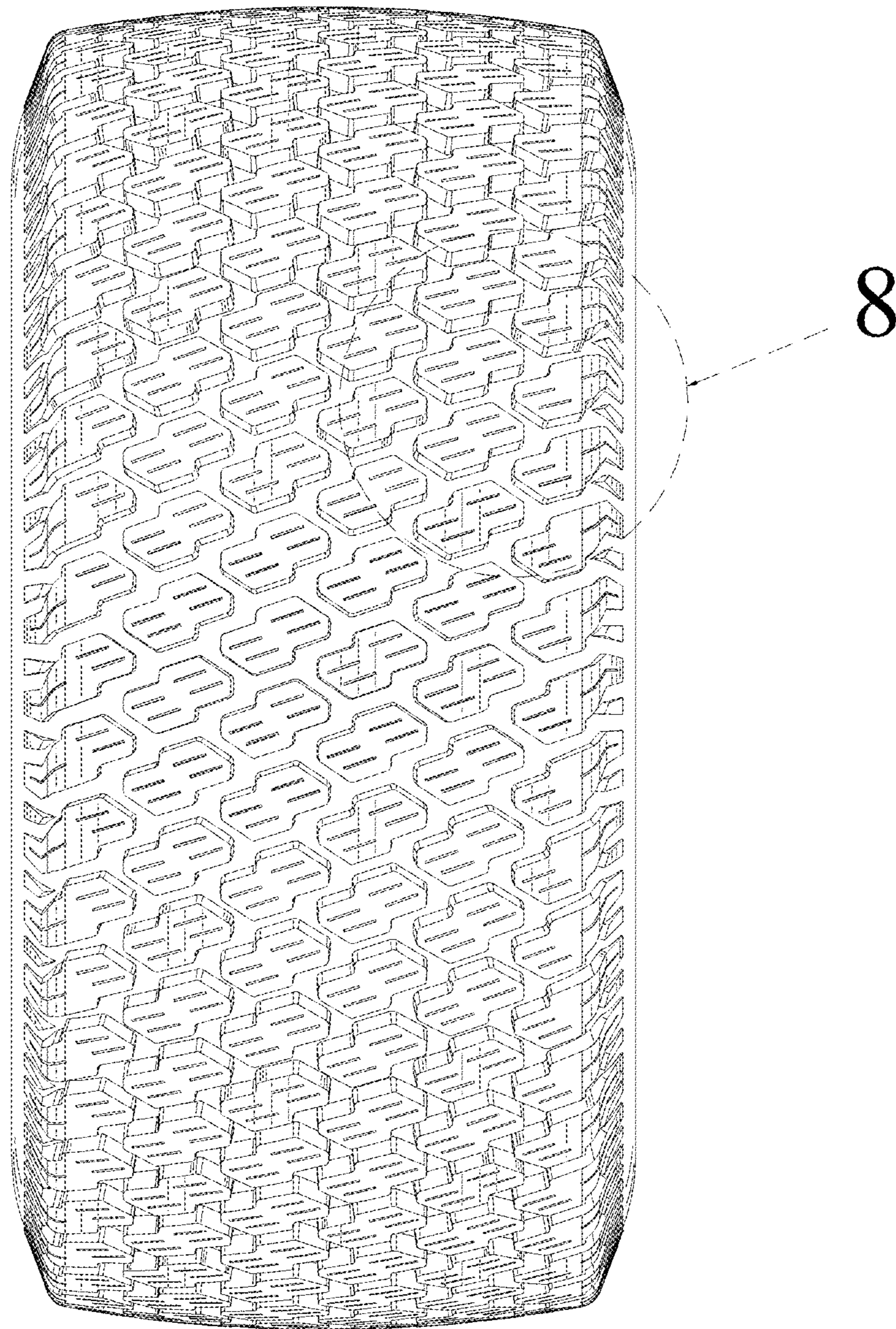


FIG. 2




FIG. 3

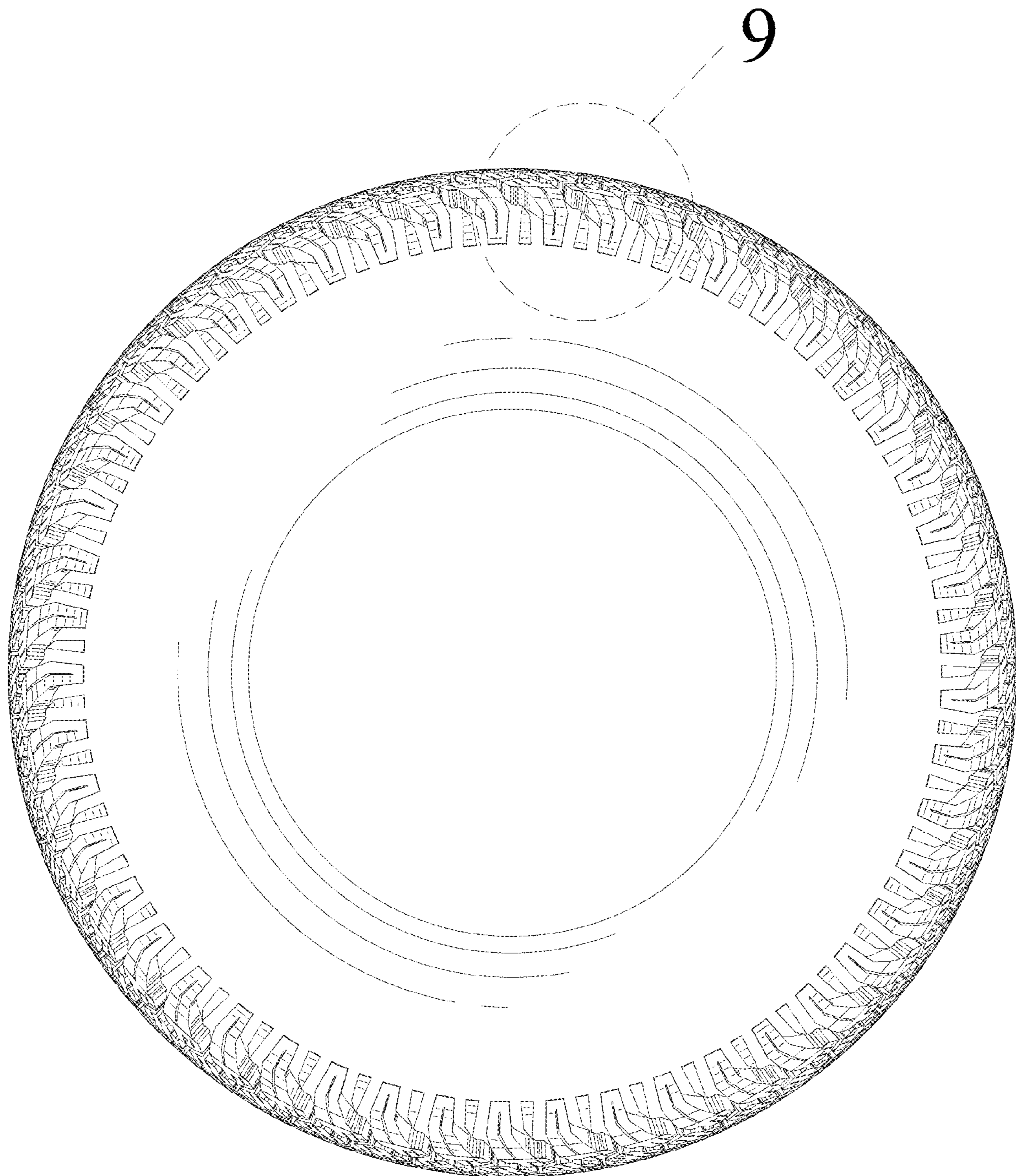


FIG. 4




FIG. 5




FIG. 6




FIG. 7

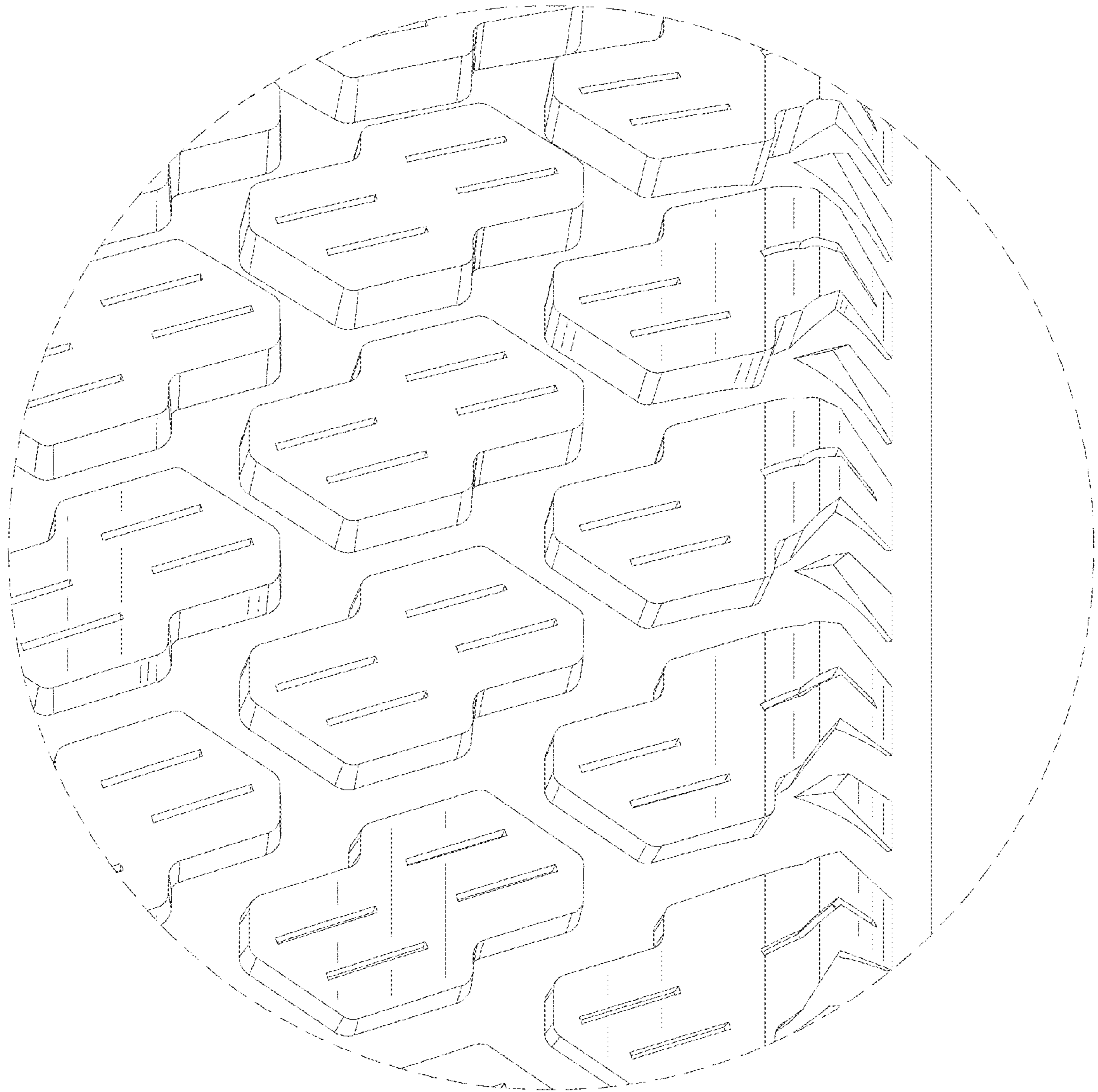


FIG. 8

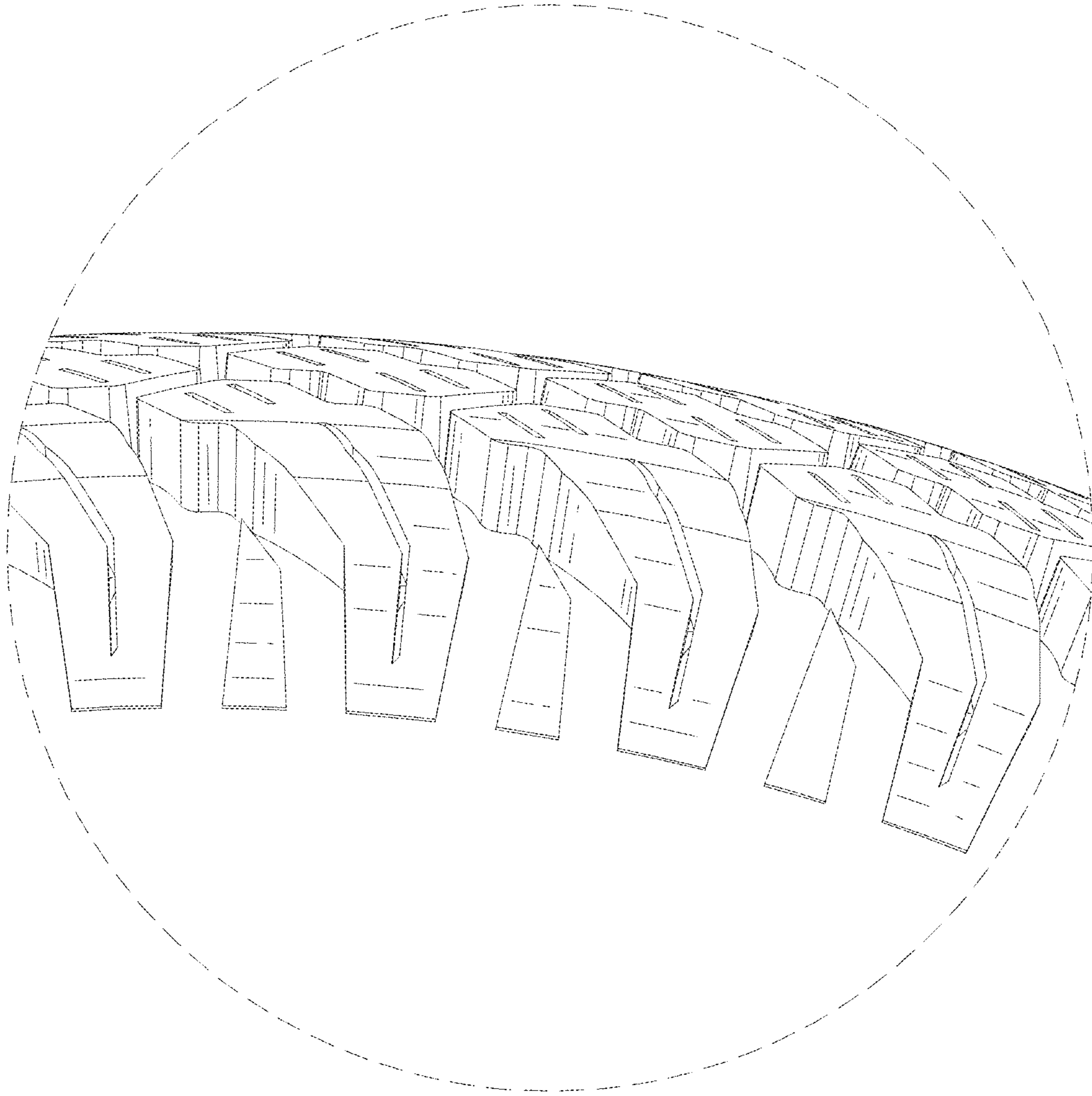


FIG. 9