



US00D962839S

(12) **United States Design Patent** (10) **Patent No.:** **US D962,839 S**  
**Lee** (45) **Date of Patent:** **\*\* Sep. 6, 2022**

(54) **5 SPOKE WHEEL**  
(71) Applicant: **Tesla, Inc.**, Austin, TX (US)  
(72) Inventor: **Bernard G. Lee**, Aliso Viejo, CA (US)  
(73) Assignee: **Tesla, Inc.**, Austin, TX (US)  
(\*\*) Term: **15 Years**  
(21) Appl. No.: **29/670,400**  
(22) Filed: **Nov. 15, 2018**  
(51) **LOC (13) Cl.** ..... **12-16**  
(52) **U.S. Cl.**  
USPC ..... **D12/209**  
(58) **Field of Classification Search**  
USPC ..... D12/204–213; D21/563  
CPC .... B60B 7/00; B60B 7/02; B60B 7/04; B60B  
7/01; B60B 7/06; B60B 3/02; B60B 3/04;  
B60B 3/06; B60B 3/10; B60B 1/00;  
B60B 1/08; B60B 1/10; B60B 1/12  
See application file for complete search history.

D829,628 S \* 10/2018 Chung ..... D12/209  
D842,202 S \* 3/2019 Han ..... D12/209  
D844,527 S \* 4/2019 Lickliter ..... D12/209  
D851,005 S \* 6/2019 Hodges ..... D12/209  
D853,306 S \* 7/2019 Han ..... D12/211  
10,357,993 B2 \* 7/2019 Muller ..... B60B 3/10  
D864,078 S \* 10/2019 Khachatryan ..... D12/211  
D865,628 S \* 11/2019 Chi ..... D12/209  
D866,432 S \* 11/2019 Preyss ..... D12/209  
D873,755 S \* 1/2020 Buck ..... D12/209  
D873,757 S \* 1/2020 Buckingham ..... D12/211  
D881,099 S \* 4/2020 Han ..... D12/209  
D889,348 S \* 7/2020 Buck ..... D12/209  
D891,349 S \* 7/2020 Buck ..... D12/209  
D899,994 S \* 10/2020 Melikian ..... D12/209  
D915,988 S \* 4/2021 Hans ..... D12/209  
D917,366 S \* 4/2021 Groth ..... D12/209  
D918,114 S \* 5/2021 Scheinhutte ..... D12/209  
D918,117 S \* 5/2021 Ma ..... D12/209  
D918,817 S \* 5/2021 Qin ..... D12/209

\* cited by examiner

*Primary Examiner* — Calvin E Vansant  
(74) *Attorney, Agent, or Firm* — Knobbe, Martens, Olson & Bear, LLP

(56) **References Cited**

U.S. PATENT DOCUMENTS

D417,646 S \* 12/1999 Baumgartner ..... D12/211  
D660,219 S \* 5/2012 Lee ..... D12/209  
D660,767 S \* 5/2012 von Holzhausen ..... D12/209  
D669,008 S \* 10/2012 von Holzhausen ..... D12/211  
D673,096 S \* 12/2012 Platto ..... D12/209  
D715,720 S \* 10/2014 Ender ..... D12/211  
D734,704 S \* 7/2015 Juergens ..... D12/211  
D747,254 S \* 1/2016 Liu ..... D12/211  
D780,658 S \* 3/2017 Welte ..... D12/211  
D786,164 S \* 5/2017 Henderson ..... D12/211  
D788,672 S \* 6/2017 Lee ..... D12/209  
D789,860 S \* 6/2017 Lee ..... D12/209  
D810,646 S \* 2/2018 Heizmann ..... D12/209  
D826,128 S \* 8/2018 Groth ..... D12/209  
D828,799 S \* 9/2018 Zschocke ..... D12/209


(57) **CLAIM**

The ornamental design for a wheel, as shown and described.

**DESCRIPTION**


FIG. 1 is a back view of a wheel.  
FIG. 2 is a bottom view of the wheel of FIG. 1.  
FIG. 3 is a front view of the wheel of FIG. 1.  
FIG. 4 is a right-side perspective view of the wheel of FIG. 1.  
FIG. 5 is a left-side view of the wheel of FIG. 1.  
FIG. 6 is a right-side view of the wheel of FIG. 1; and,  
FIG. 7 is a top view of the wheel of FIG. 1.  
The items shown with broken lines form no part of the claimed design.

**1 Claim, 7 Drawing Sheets**






*FIG. 1*



*FIG. 2*



*FIG. 3*

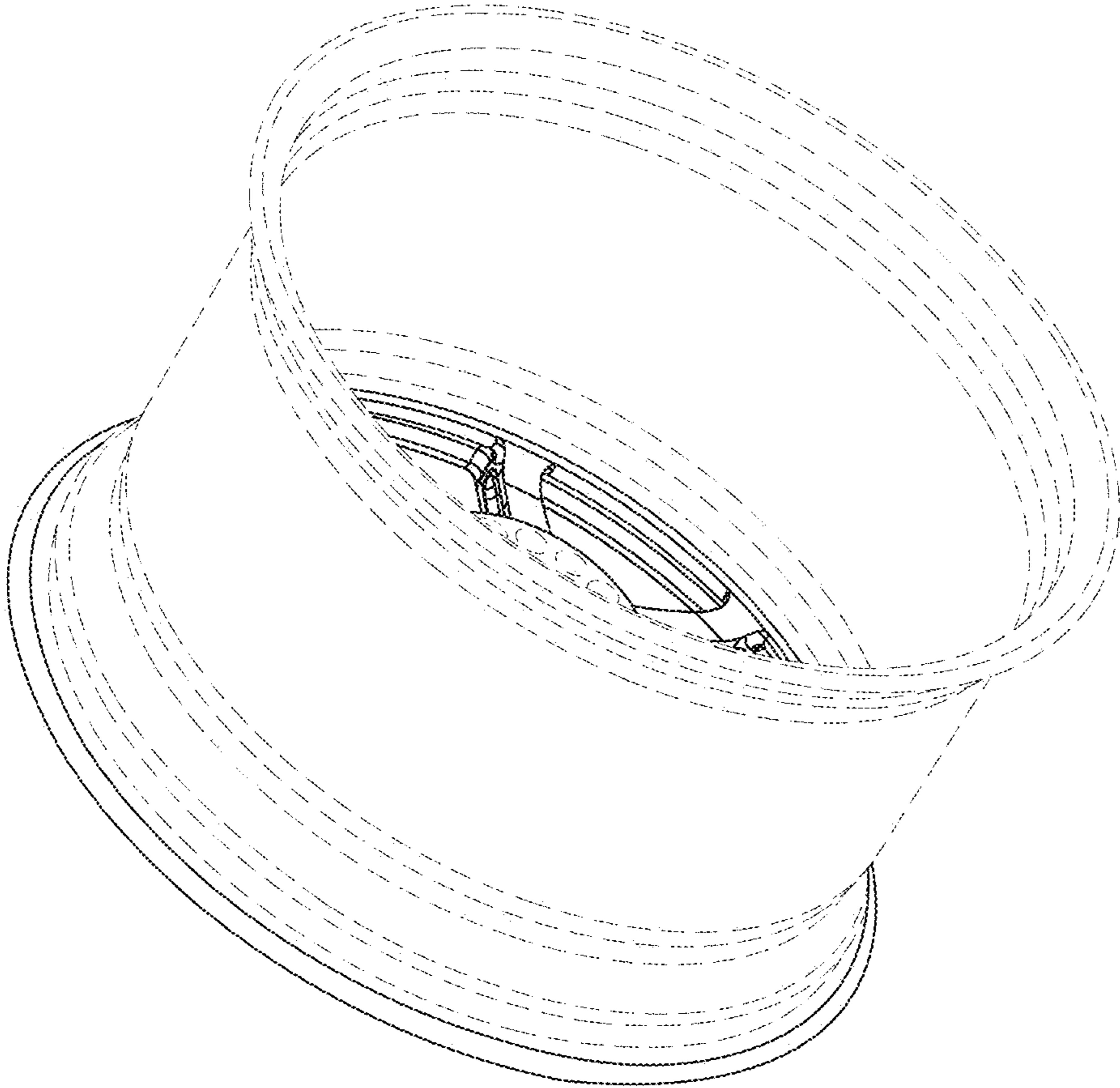


FIG. 4




FIG. 5




FIG. 6



*FIG. 7*