

US00D962838S

(12) **United States Design Patent**
Jetson

(10) **Patent No.:** **US D962,838 S**

(45) **Date of Patent:** **** Sep. 6, 2022**

- (54) **AUTOMOTIVE WHEEL RIM**
- (71) Applicant: **Lawrence Leonard Jetson**, Brisbane (AU)
- (72) Inventor: **Lawrence Leonard Jetson**, Brisbane (AU)
- (**) Term: **15 Years**

D398,894 S *	9/1998	Kelley	D12/208
6,073,347 A *	6/2000	Cvijanovic	B60B 3/02 29/894.323
D578,946 S *	10/2008	Tirado	D12/208
D589,862 S *	4/2009	Cappellotto	D12/208
D730,259 S *	5/2015	Aydin	D12/208
D830,929 S *	10/2018	Sklyut	D12/204
D834,482 S *	11/2018	Zehnder	D12/204
D909,269 S *	2/2021	Fanizza	D12/204
2016/0332210 A1 *	11/2016	Kaseda	B21D 53/30
2020/0406672 A1 *	12/2020	Denmead	B60B 5/02

(21) Appl. No.: **29/737,557**

(22) Filed: **Jun. 10, 2020**

(30) **Foreign Application Priority Data**

Dec. 17, 2019 (AU) 201917208

(51) **LOC (13) Cl.** **12-16**

(52) **U.S. Cl.**
USPC **D12/208**

(58) **Field of Classification Search**
USPC D12/204-213; D21/563
CPC B60B 7/00; B60B 7/01; B60B 7/02; B60B 7/04; B60B 7/06; B60B 3/02; B60B 3/04; B60B 3/06; B60B 3/10; B60B 1/00; B60B 1/08; B60B 1/10; B60B 1/12
See application file for complete search history.

(56) **References Cited**

U.S. PATENT DOCUMENTS

5,361,493 A *	11/1994	Baldi	B21D 53/264 301/5.21
5,634,271 A *	6/1997	Lipper	B21D 53/26 29/894.323
D389,446 S *	1/1998	Bradley	D12/208

* cited by examiner

Primary Examiner — Cary M Robinson

Assistant Examiner — Adam C Mager

(74) *Attorney, Agent, or Firm* — Delio Peterson & Curcio LLC; Brian G. Schlosser

(57) **CLAIM**

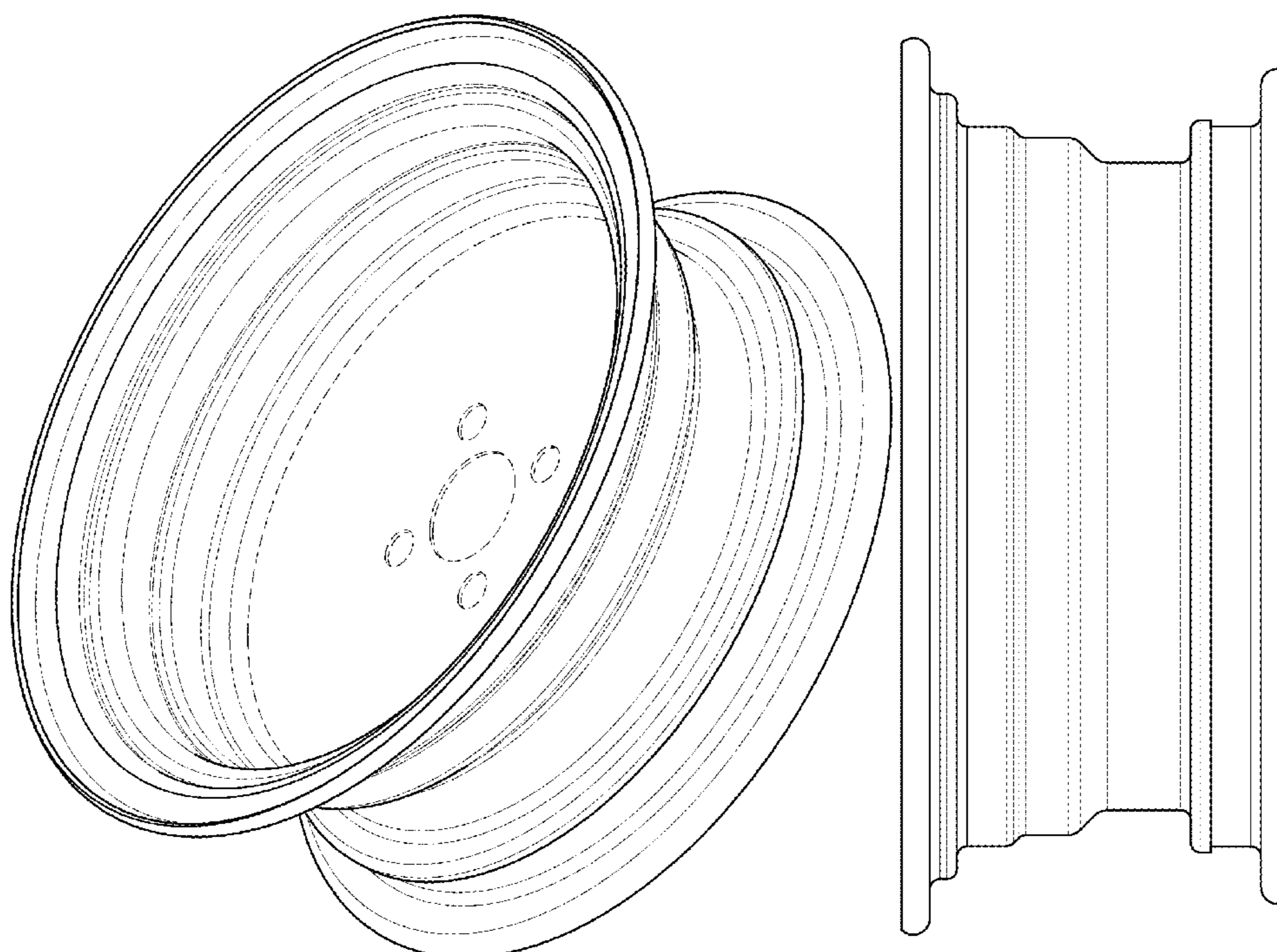
The ornamental design for an “automotive wheel rim”, as shown and described.

DESCRIPTION

FIG. 1 is a right front top perspective view of an automotive wheel rim in accordance with the present invention; FIG. 2 is a right front bottom perspective view thereof; FIG. 3 is a front elevational view thereof; FIG. 4 is a rear elevational view thereof; FIG. 5 is a right side elevational view thereof; FIG. 6 is a left side elevational view thereof; FIG. 7 is a top plan view thereof; and, FIG. 8 is a bottom plan view thereof.

The broken line showing is for the purpose of illustrating portions of the automotive wheel rim that form no part of the claimed design.

1 Claim, 8 Drawing Sheets



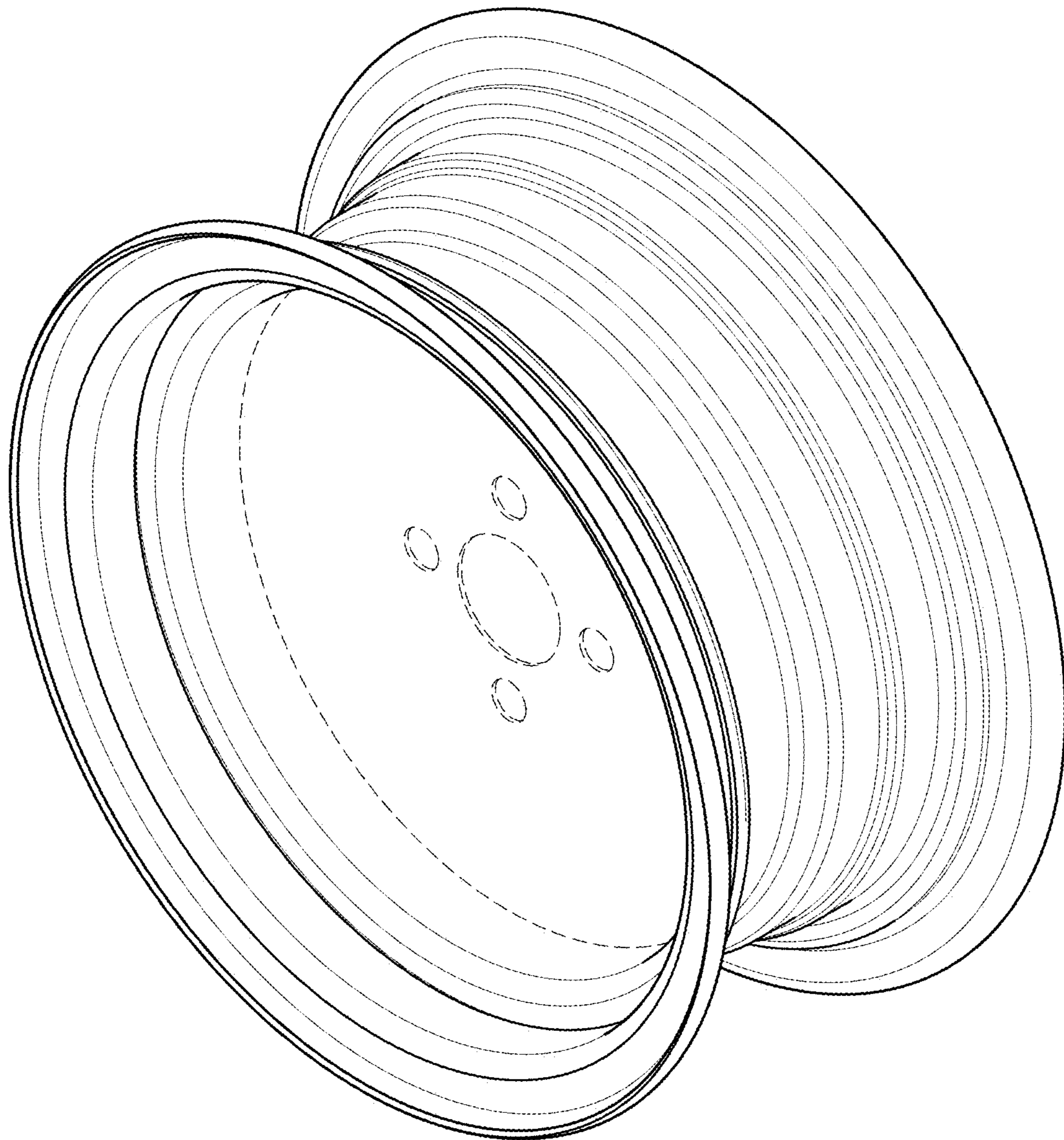


FIG. 1

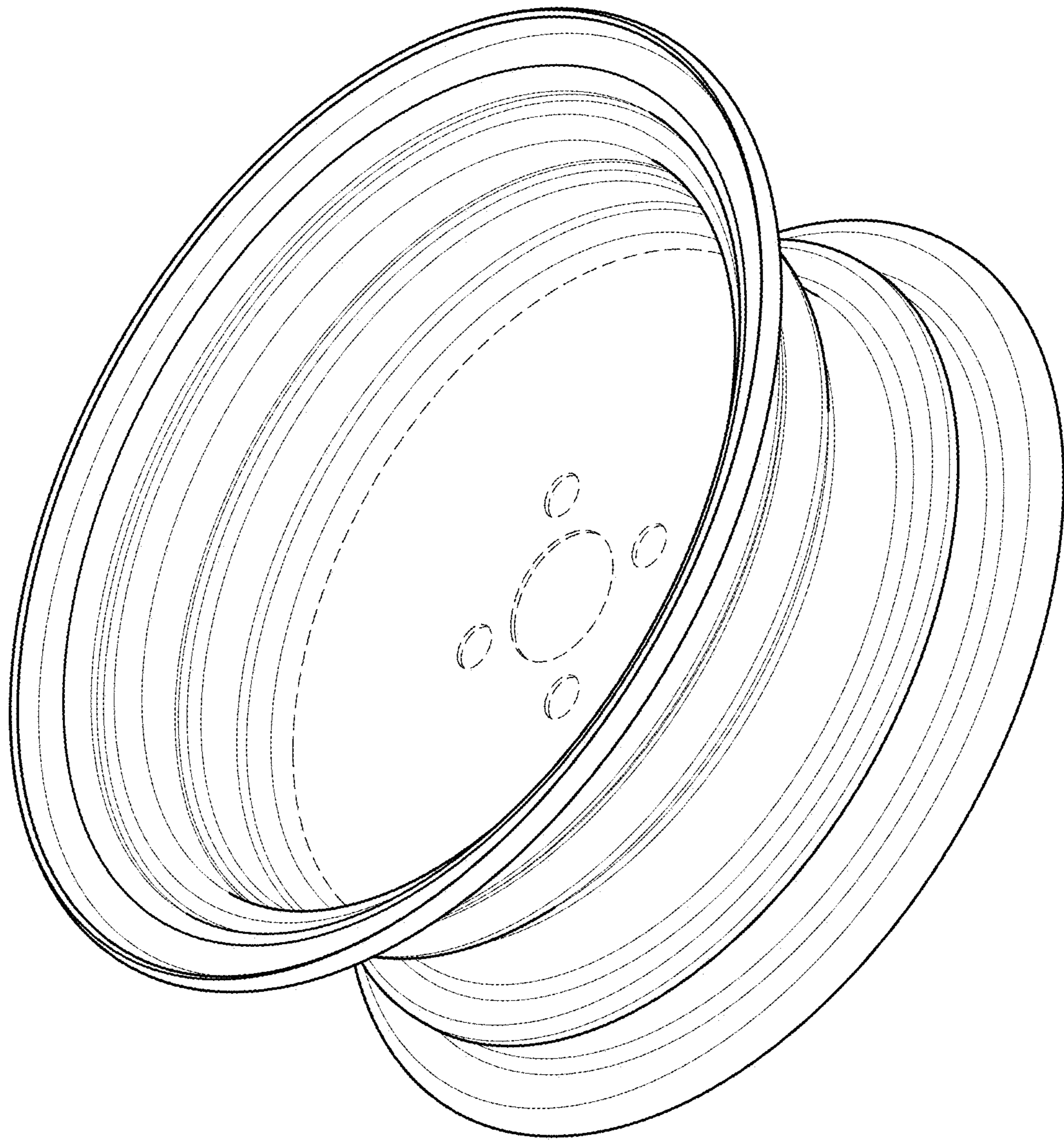


FIG. 2

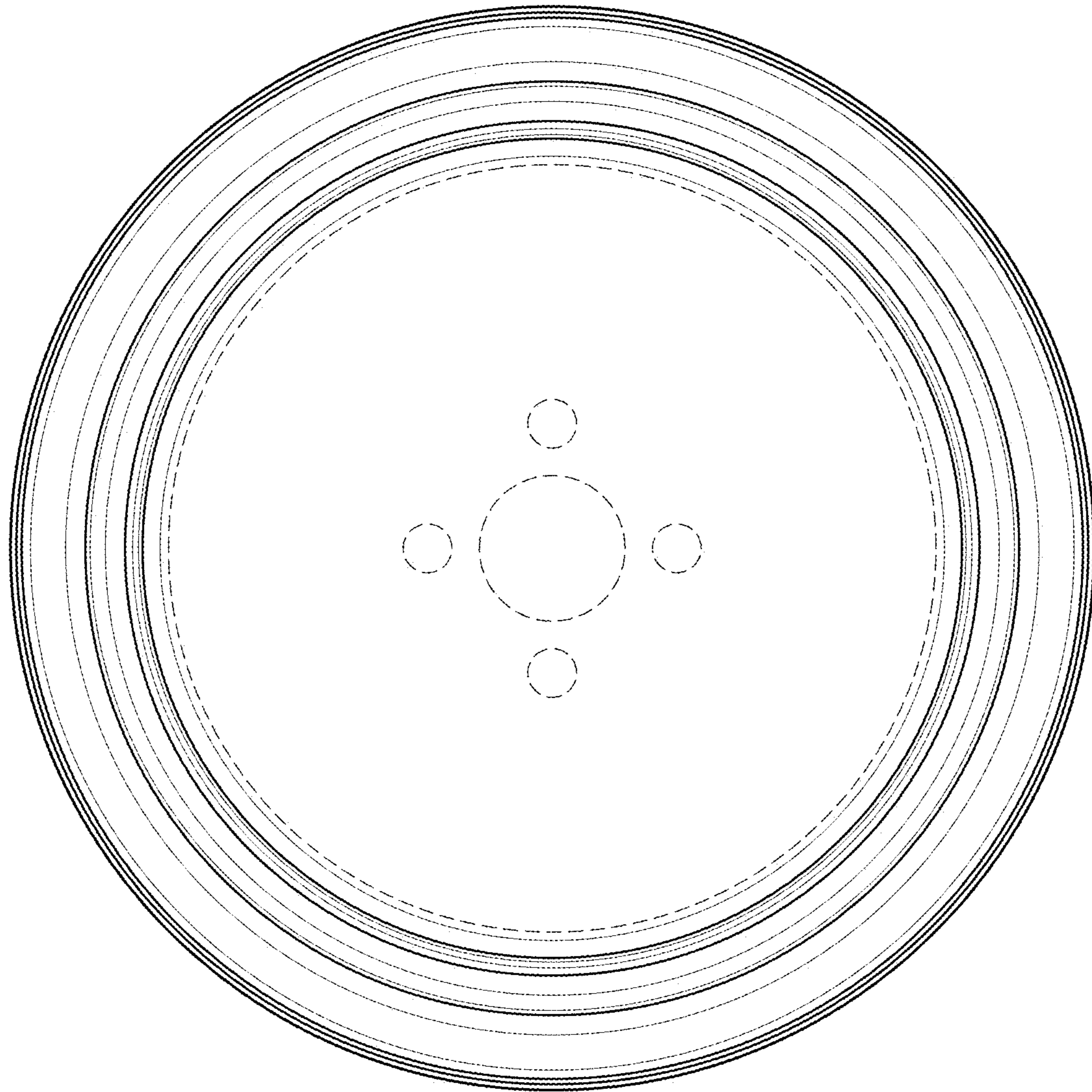


FIG. 3

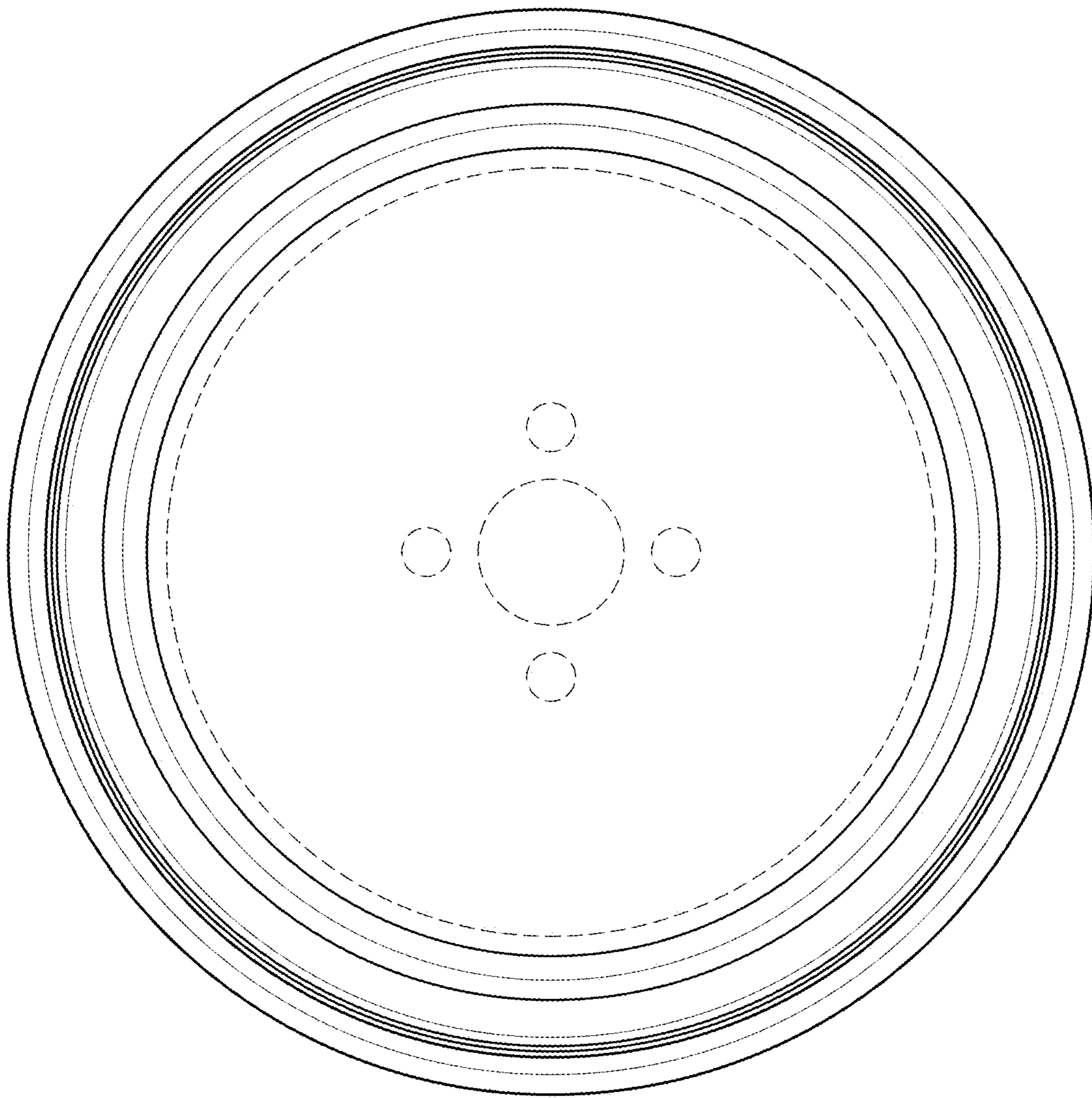


FIG. 4




FIG. 5




FIG. 6




FIG. 7




FIG. 8