



US00D962815S

(12) **United States Design Patent**  
**Har et al.**

(10) **Patent No.:** **US D962,815 S**  
(45) **Date of Patent:** **\*\* Sep. 6, 2022**

(54) **CLASP**

(71) Applicants: **Stefanie Orly Har**, Weston, FL (US);  
**Ariel Har**, Weston, FL (US)

(72) Inventors: **Stefanie Orly Har**, Weston, FL (US);  
**Ariel Har**, Weston, FL (US)

(\*\*) Term: **15 Years**

(21) Appl. No.: **29/751,127**

(22) Filed: **Sep. 18, 2020**

(51) **LOC (13) Cl.** ..... **11-01**

(52) **U.S. Cl.**  
USPC ..... **D11/87**

(58) **Field of Classification Search**  
USPC ..... D11/87, 216; D10/104.1, 119.3  
CPC .... A44B 11/263; A44C 5/2042; A44C 5/2047  
See application file for complete search history.

(56) **References Cited**

**U.S. PATENT DOCUMENTS**

D200,155 S *	1/1965	Hedu	.....	D11/216
3,251,110 A *	5/1966	Hedu	.....	A44B 11/263
				24/616
D264,828 S *	6/1982	Gray	.....	D11/87
D340,122 S *	10/1993	Wakabayashi	.....	D11/220
D348,236 S *	6/1994	James	.....	D11/216
6,408,493 B1 *	6/2002	Yurman	.....	A44C 5/2023
				24/600.4
D464,903 S *	10/2002	Kahan	.....	D11/87
D482,635 S *	11/2003	Tejima	.....	D11/216
D576,074 S *	9/2008	Yoshiguchi	.....	D11/216
D724,991 S *	3/2015	Oh	.....	D11/87
D725,538 S *	3/2015	Oh	.....	D11/87
D725,539 S *	3/2015	Oh	.....	D11/87
D737,718 S *	9/2015	Oh	.....	D11/87
D738,251 S *	9/2015	Oh	.....	D11/87

(Continued)

**FOREIGN PATENT DOCUMENTS**

HK	1914591-0001	*	9/2019
JP	D1677299	*	12/2020

**OTHER PUBLICATIONS**

Faynci Fashion Love You Heart with Love You Arrow Key Couple Key Chain super coin pp. 1-2 2022 <https://www.flipkart.com/faynci-fashion-love-you-heart-arrow-key-couple-chain-gifting-valentine-day-birthday-friendship-day/p/itm7n4frxzgftbu> (Year: 2022).\*

(Continued)

*Primary Examiner* — Kevin K Rudzinski

*Assistant Examiner* — Evans David Delesline

(74) *Attorney, Agent, or Firm* — Laurence A. Greenberg;  
Werner H. Stemer; Ralph E. Locher

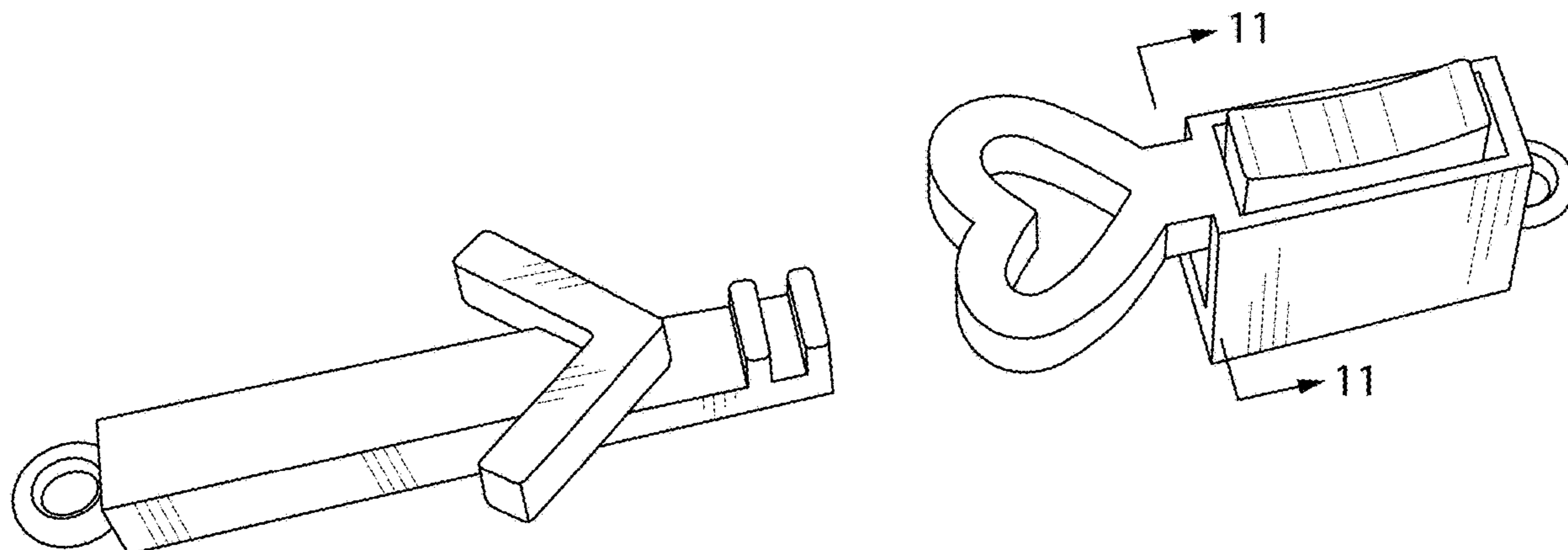
(57) **CLAIM**

The ornamental design for a clasp, as shown and described.

**DESCRIPTION**

FIG. 1 is a front elevation view of the clasp showing my new design with the clasp members engaged;  
FIG. 2 is a rear elevation view thereof;  
FIG. 3 is a right side elevation view of the two clasp members apart and disengaged;  
FIG. 4 is a left side elevation view thereof;  
FIG. 5 is a top plan view of the two clasp members apart and disengaged;  
FIG. 6 is a bottom plan view thereof;  
FIG. 7 is a top perspective view of the two clasp members disengaged;  
FIG. 8 is a top plan view of the clasp in its connected position, with the clasp members engaged;  
FIG. 9 is bottom plan view thereof;  
FIG. 10 is a top perspective view of the clasp in its connected position, with the clasp members engaged; and,  
FIG. 11 is a sectional top perspective view of the receiving clasp member, taken from line 11-11 in FIG. 7.

**1 Claim, 6 Drawing Sheets**



(56)

**References Cited**

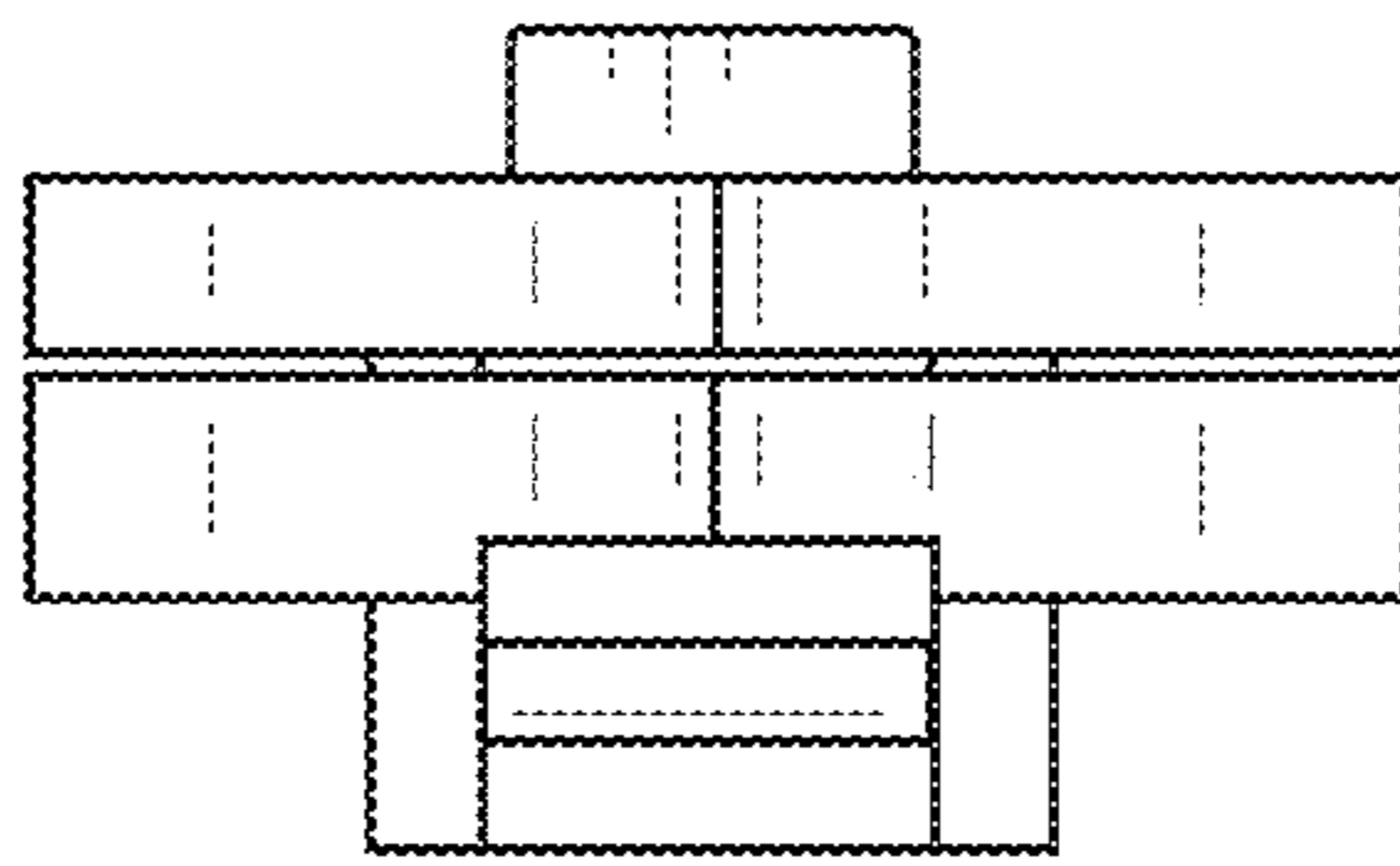
U.S. PATENT DOCUMENTS

D744,886 S \* 12/2015 Oh ..... D10/119.3  
D868,626 S \* 12/2019 Paik ..... D11/218  
D924,099 S \* 7/2021 Mathe ..... D11/218

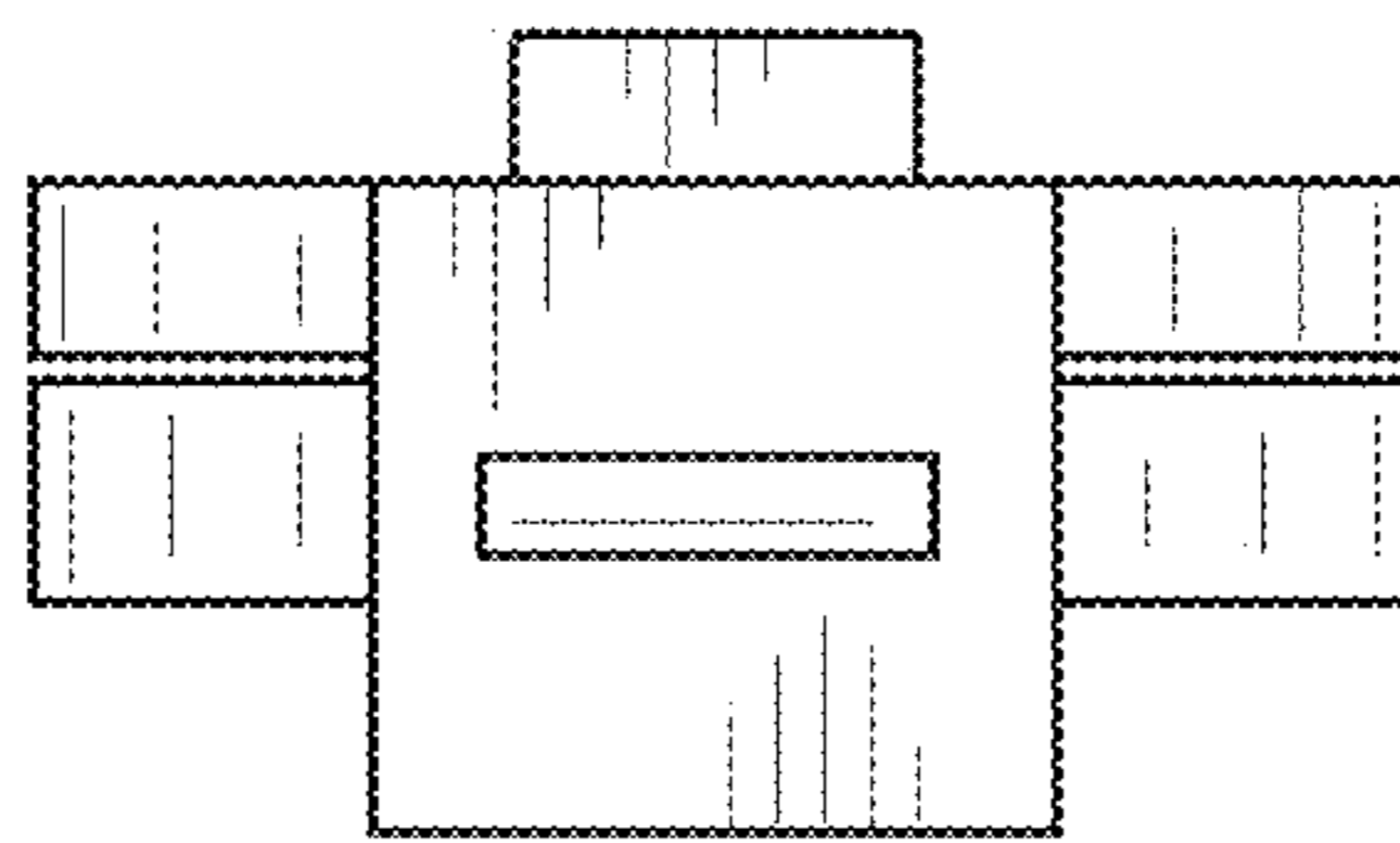
OTHER PUBLICATIONS

Cupid's Arrow Magnetic Clasps for 10mm Flat Leather—Antique  
Silver Cupid's Arrow Magnetic Clasps for 10mm Flat Leather  
ThunderMoonSupply pp. 1-17 2022 [https://www.etsy.com/listing/812023606/cupids-arrow-magnetic-clasps-for-10mm?ref=sim\\_anchor](https://www.etsy.com/listing/812023606/cupids-arrow-magnetic-clasps-for-10mm?ref=sim_anchor) (Year: 2022).\*

\* cited by examiner



*FIG. 1*



*FIG. 2*

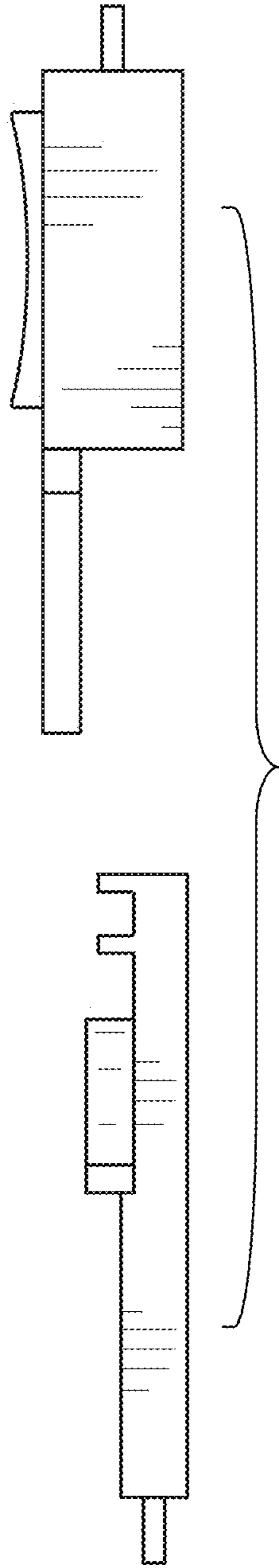


FIG. 3

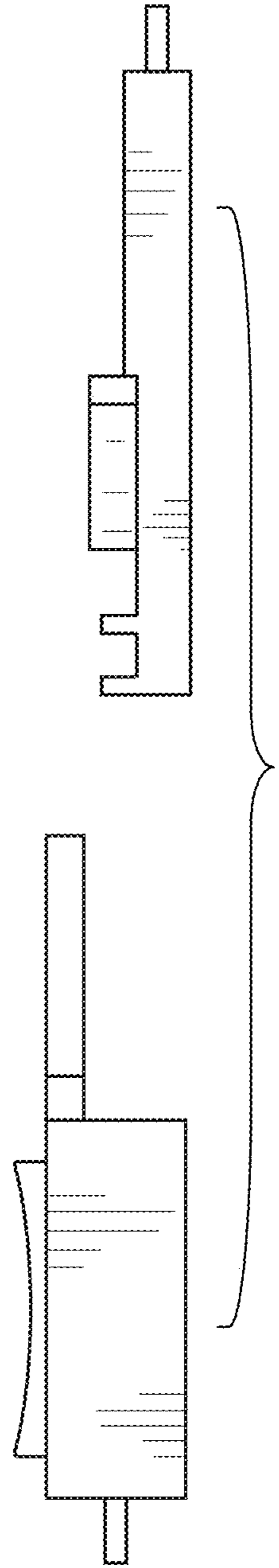


FIG. 4

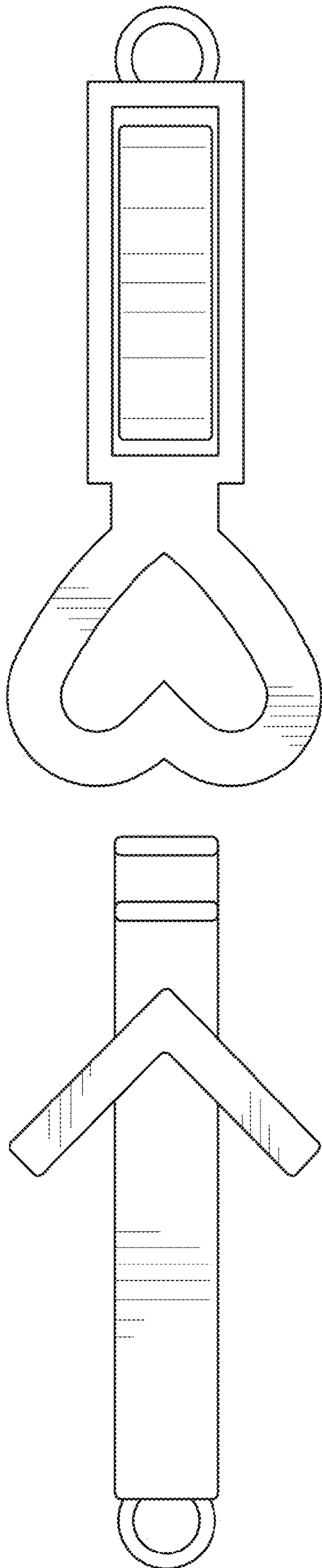


FIG. 5

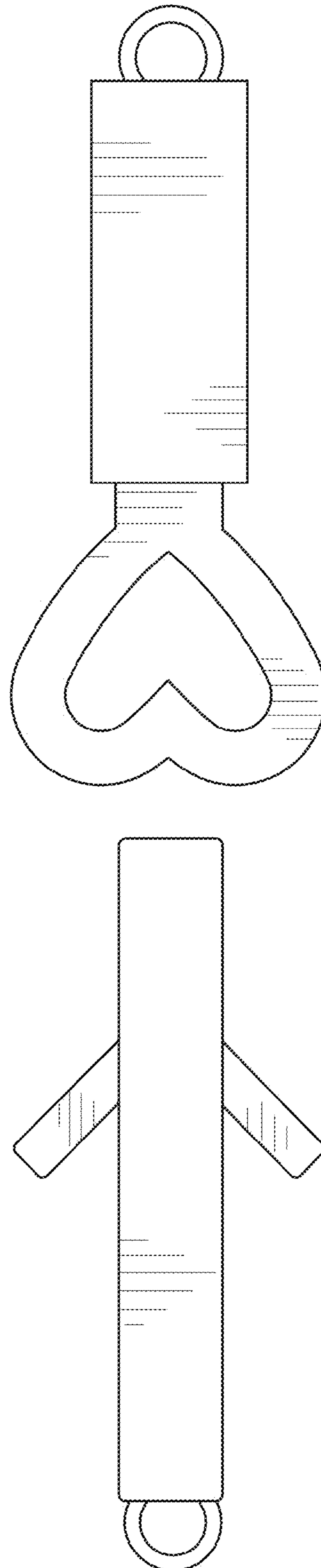
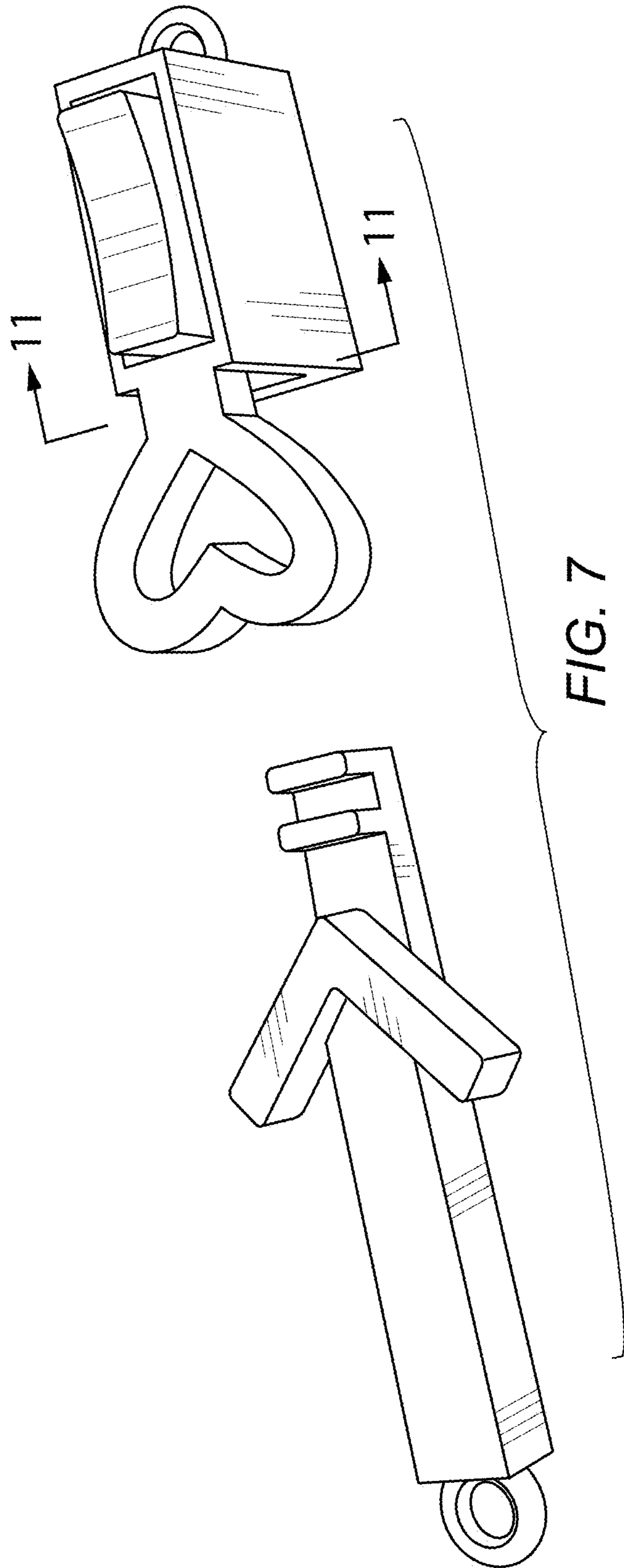


FIG. 6





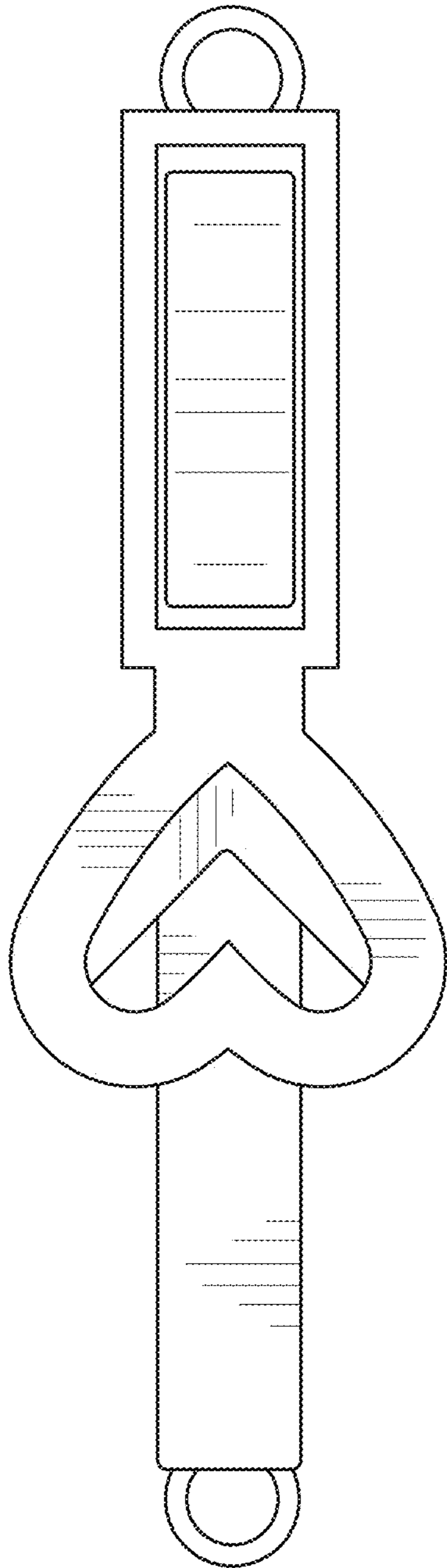


FIG. 8

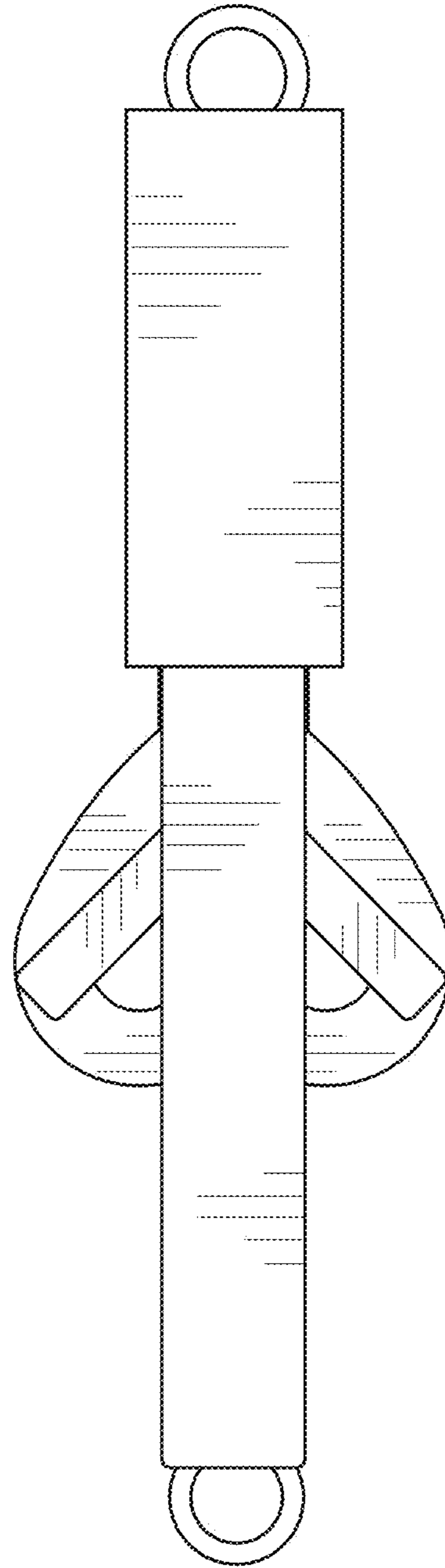


FIG. 9

