



US00D962794S

(12) **United States Design Patent**  
**Li**

(10) **Patent No.:** **US D962,794 S**

(45) **Date of Patent:** **\*\* Sep. 6, 2022**

(54) **INFRARED THERMOMETER**

(71) Applicant: **Shenzhen Finicare Co., Ltd**, Shenzhen (CN)

(72) Inventor: **Chao Li**, Guangdong (CN)

(\*\*) Term: **15 Years**

(21) Appl. No.: **29/752,717**

(22) Filed: **Sep. 29, 2020**

(51) **LOC (13) Cl.** ..... **10-04**

(52) **U.S. Cl.**  
USPC ..... **D10/57**

(58) **Field of Classification Search**  
USPC ..... D10/57, 60; D16/206  
CPC ..... G01J 5/0011; G01J 5/0025; G01J 5/0265;  
G01J 5/04; A61B 5/01; A61B 5/6817;  
G01K 13/20

See application file for complete search history.

(56) **References Cited**

**U.S. PATENT DOCUMENTS**

D493,733 S *	8/2004	Chen	.....	D10/57
D549,114 S *	8/2007	Sebban	.....	D10/57
D618,569 S *	6/2010	Guo	.....	D10/57
D666,928 S *	9/2012	Elrod	.....	D10/57
D791,624 S *	7/2017	Wong	.....	D10/57
D838,191 S *	1/2019	Yang	.....	D10/57
D863,993 S *	10/2019	Tang	.....	D10/57

D867,172 S *	11/2019	Zhuang	.....	D10/57
D917,313 S *	4/2021	Chen	.....	D10/57
D924,703 S *	7/2021	Chen	.....	D10/57
D926,604 S *	8/2021	Wang	.....	D10/57
D932,324 S *	10/2021	Dai	.....	D10/57
D937,690 S *	12/2021	Wang	.....	D10/57
D939,976 S *	1/2022	Luo	.....	D10/57
D944,664 S *	3/2022	Yang	.....	D10/57
D949,715 S *	4/2022	Tan	.....	D10/57

\* cited by examiner

*Primary Examiner* — George D. Kirschbaum

*Assistant Examiner* — Lillian Windham

(74) *Attorney, Agent, or Firm* — Prakash Nama; Global IP Services, PLLC

(57) **CLAIM**

The ornamental design for an infrared thermometer, as shown.

**DESCRIPTION**

FIG. 1 is a front elevational view of an infrared thermometer showing my new design;  
FIG. 2 is a rear elevational view thereof;  
FIG. 3 is a left side view thereof;  
FIG. 4 is a right side view thereof;  
FIG. 5 is a top plan view thereof;  
FIG. 6 is a bottom plan view thereof; and,  
FIG. 7 is a perspective view thereof.

**1 Claim, 6 Drawing Sheets**






FIG. 1




FIG. 2




FIG. 3




FIG. 4

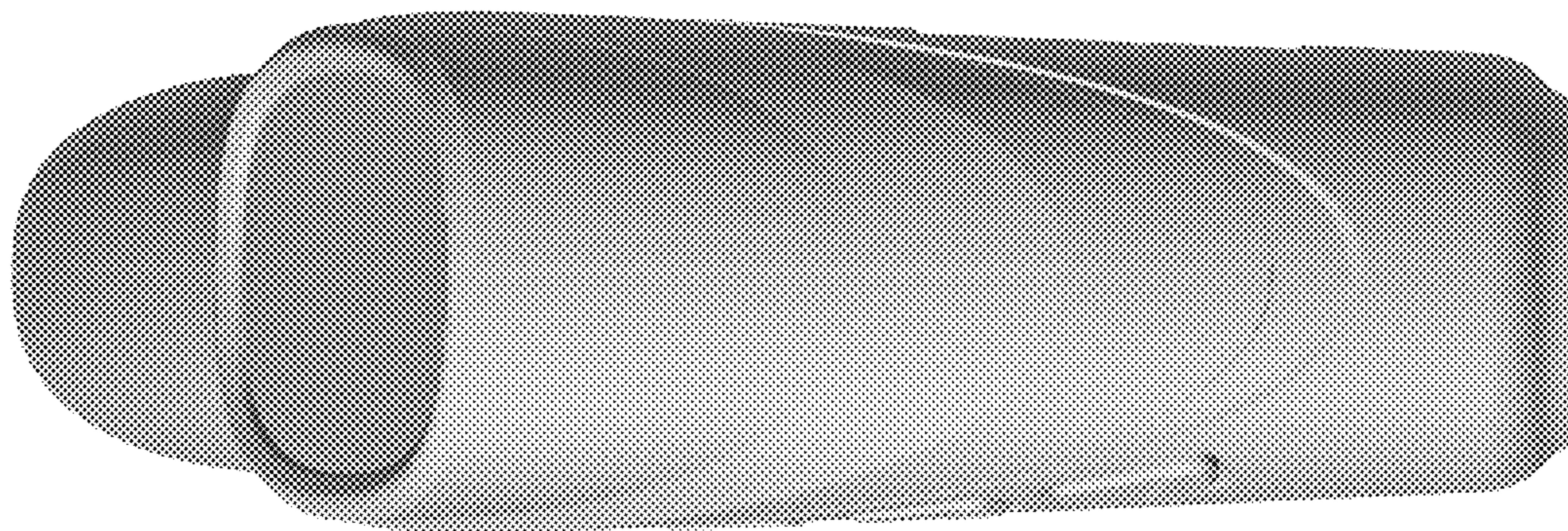


FIG. 5

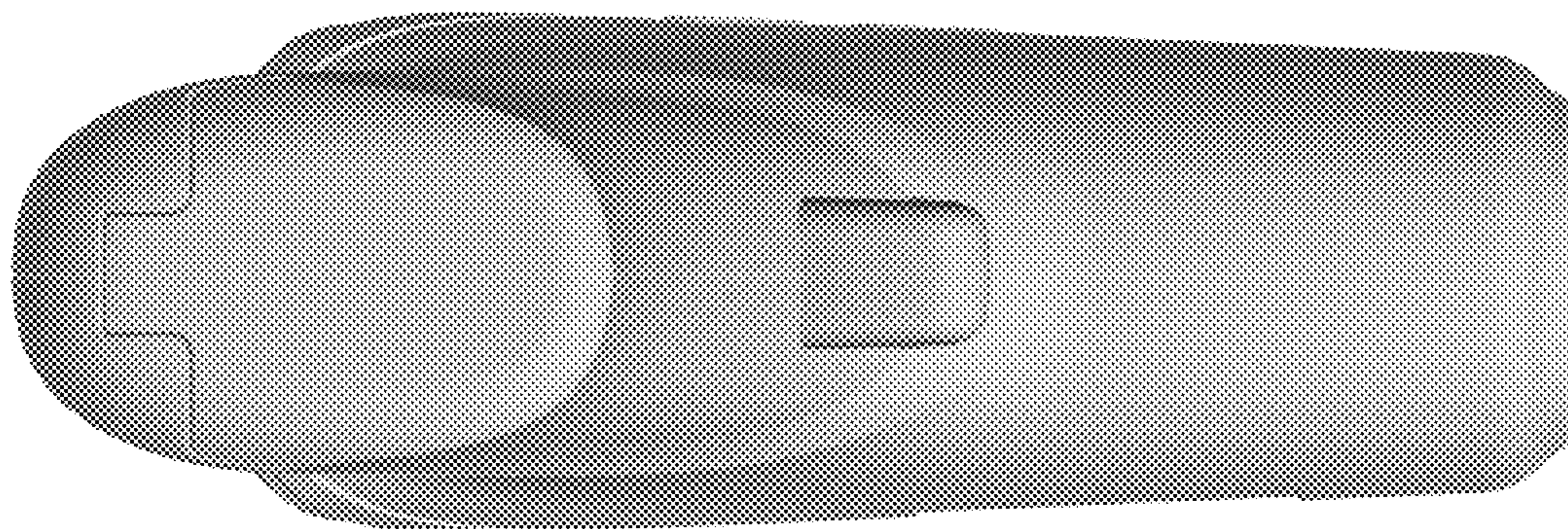


FIG. 6




FIG. 7