

US00D962784S

(12) **United States Design Patent** (10) **Patent No.:** **US D962,784 S**
Valentini (45) **Date of Patent:** **** *Sep. 6, 2022**

(54) **FLOW PACK FOR POLISHING PADS**

(71) Applicant: **Guido Valentini**, Milan (IT)

(72) Inventor: **Guido Valentini**, Milan (IT)

(*) Notice: This patent is subject to a terminal disclaimer.

(**) Term: **15 Years**

(21) Appl. No.: **29/764,425**

(22) Filed: **Dec. 30, 2020**

(30) **Foreign Application Priority Data**

Jul. 2, 2020 (EM) 008027171

(51) **LOC (13) Cl.** **09-05**

(52) **U.S. Cl.**
USPC **D9/707**

(58) **Field of Classification Search**

USPC D9/702-714, 720-722, 424, 430-433,
D9/414, 418, 444; 229/26, 119, 127, 33,
229/71-75, 103; 222/92, 107, 215;
220/495.03, 495.01; D3/303, 201;
428/35.2, 79, 199, 542.6; 434/162;
402/79; D5/57-61, 99; 281/2, 3.1, 5, 38,
281/51; 283/117, 62, 74, 93, 103, 115;
D19/1-10, 100

CPC B65D 33/00; B65D 33/16; B65D 33/1608;
B65D 33/06; B65D 33/12; B65D 29/00;
B65D 29/04; B65D 31/00; B65D 31/005;
B65D 31/10; B65D 31/02; B65D 31/04;
B65D 31/18; B65D 65/00; B65D 65/02;
B65D 65/38; B65F 1/00; B65F 1/06;
B65F 1/0006; B65F 1/38; B65F 1/40

See application file for complete search history.

(56) **References Cited**

U.S. PATENT DOCUMENTS

D831,498 S * 10/2018 Zhang D9/702
D847,000 S * 4/2019 Arzano D9/707
D931,736 S * 9/2021 Phillips-Moul D9/703
D937,094 S * 11/2021 Hsu D9/703

* cited by examiner

Primary Examiner — Abraham Bahta

(74) *Attorney, Agent, or Firm* — Ware, Fressola, Maguire & Barber LLP

(57) **CLAIM**

The ornamental design for a flow pack for polishing pads, as shown and described.

DESCRIPTION

The patent or application file contains at least one drawing executed in color. Copies of this patent or patent application publication with color drawing(s) will be provided by the Office upon request and payment of the necessary fee.

FIG. 1 is a perspective view of the flow pack for polishing pads showing my new design;

FIG. 2 is a front view thereof;

FIG. 3 is a back view thereof;


FIG. 4 is a left side view thereof;

FIG. 5 is a right side view thereof;

FIG. 6 is a top view thereof; and,

FIG. 7 is a bottom view thereof.

1 Claim, 7 Drawing Sheets
(7 of 7 Drawing Sheet(s) Filed in Color)






Figure 1



Figure 2



Figure 3




Figure 4




Figure 5




Figure 6




Figure 7