

US00D962781S

(12) **United States Design Patent** (10) **Patent No.:** **US D962,781 S**
Li (45) **Date of Patent:** **** Sep. 6, 2022**

(54) **BAG**

(71) Applicant: **Jinyang Li**, Nanchang (CN)

(72) Inventor: **Jinyang Li**, Nanchang (CN)

(**) Term: **15 Years**

(21) Appl. No.: **29/765,249**

(22) Filed: **Jan. 7, 2021**

(51) **LOC (13) Cl.** **09-05**

(52) **U.S. Cl.**
USPC **D9/703**

(58) **Field of Classification Search**
 USPC D9/702-714, 499, 442-443, 434-435,
 D9/415; D24/118, 121, 207; 426/106;
 383/61.1, 42, 119-120, 106-108, 103,
 383/127, 114, 907; D3/203.1, 303, 203.2;
 D27/183, 185, 189; 222/92, 107, 215;
 220/495.03; 206/406, 811, 484, 260, 527,
 206/248; 428/35.2
 CPC B65D 33/004; B65D 33/00; B65D 33/06;
 B65D 33/12; B65D 29/00; B65D 29/04;
 B65D 31/00; B65D 31/005; B65D 31/10;
 B65D 31/02; B65D 31/04; B65D 31/18;
 B65D 81/00; B65D 81/36

See application file for complete search history.

(56) **References Cited**

U.S. PATENT DOCUMENTS

D250,748 S *	1/1979	Leger	D9/420
D767,408 S *	9/2016	Shuster	D9/703
D831,498 S *	10/2018	Zhang	D9/702
D947,035 S *	3/2022	Kinas	D9/705
D947,679 S *	4/2022	Hughes	D9/702

* cited by examiner

Primary Examiner — Abraham Bahta

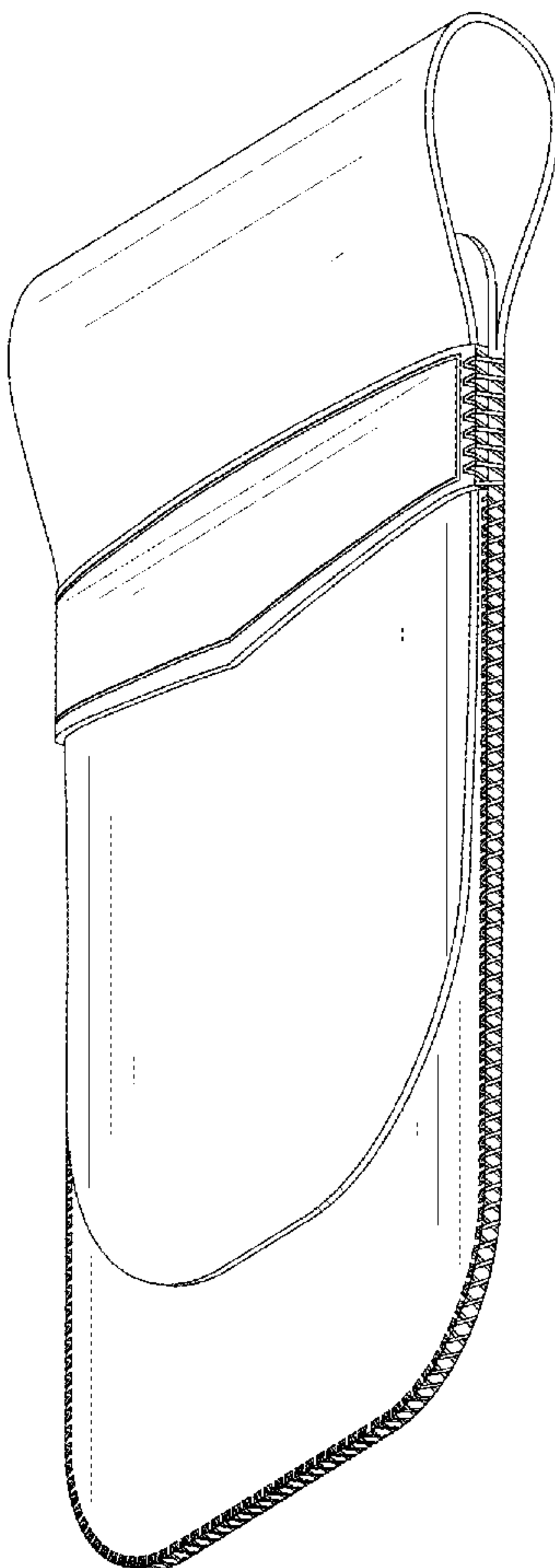
(57) **CLAIM**

The ornamental design for a bag, as shown and described.

DESCRIPTION

FIG. 1 is a first perspective view of a bag showing my new design;
 FIG. 2 is a rear perspective view thereof;
 FIG. 3 is a front view thereof;
 FIG. 4 is a back view thereof;
 FIG. 5 is a left side view thereof;
 FIG. 6 is a right side view thereof;
 FIG. 7 is a top view thereof; and,
 FIG. 8 is a bottom view thereof.

1 Claim, 8 Drawing Sheets



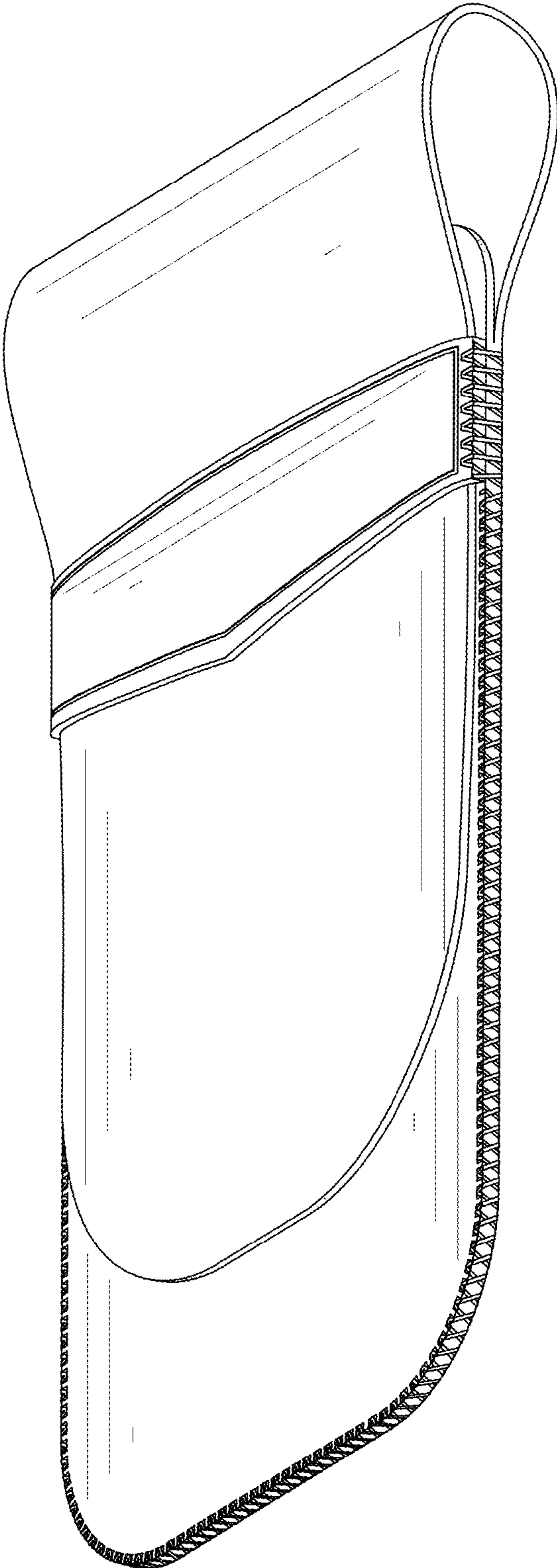


FIG. 1

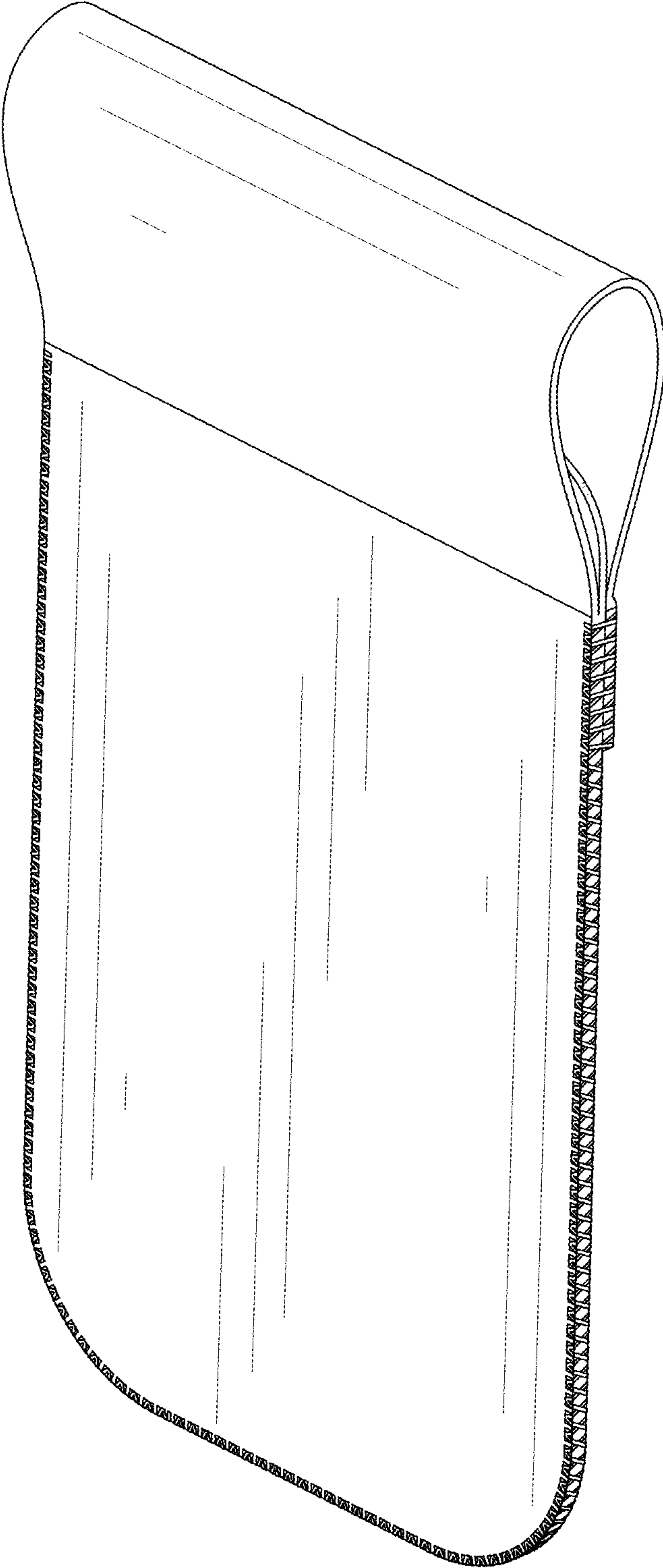


FIG. 2

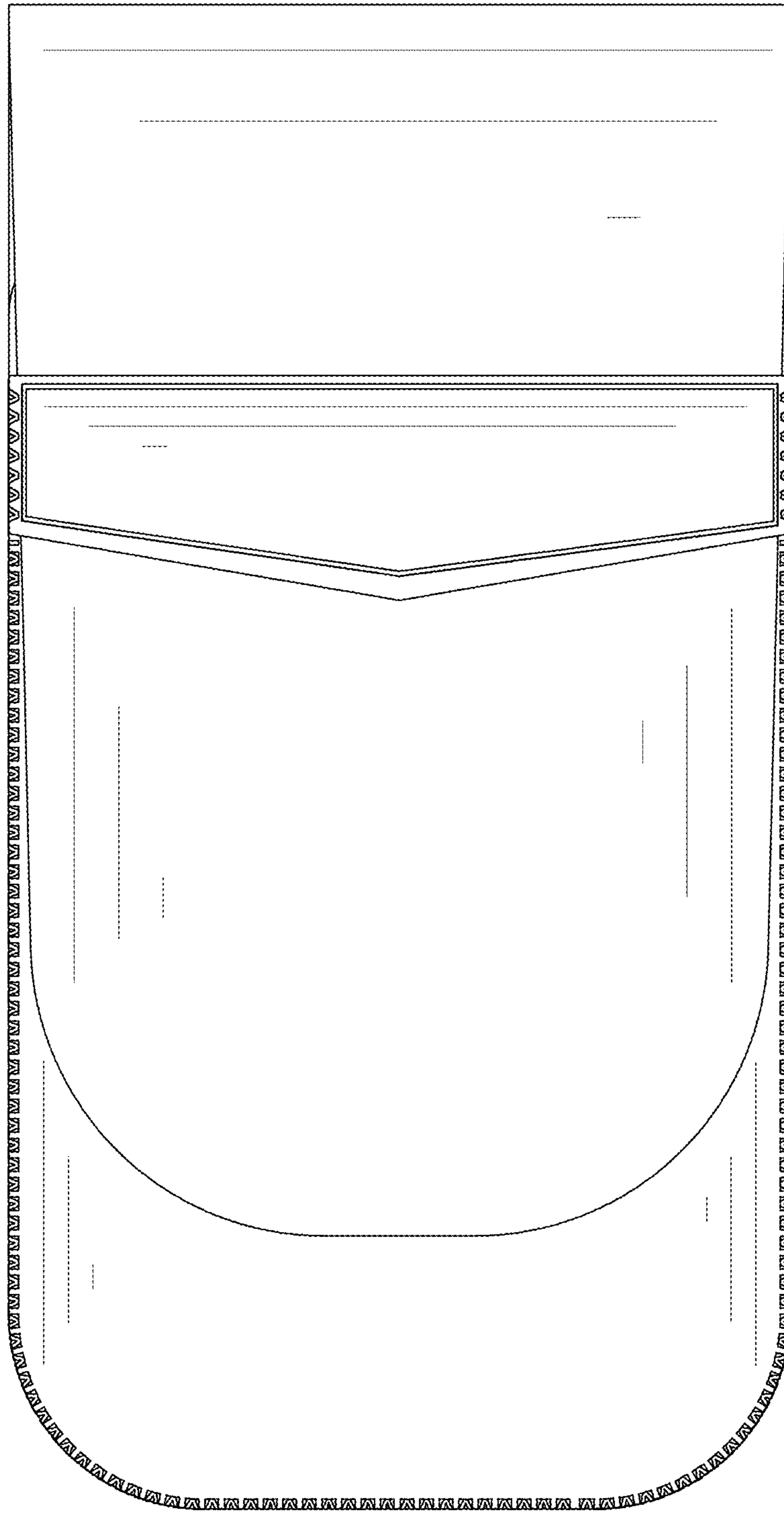


FIG. 3




FIG. 4

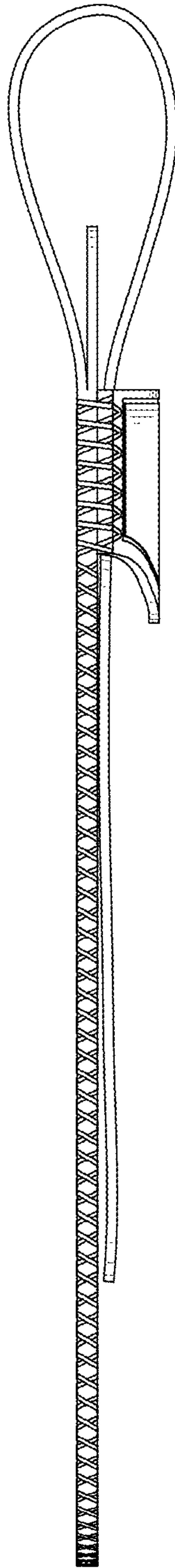


FIG. 5

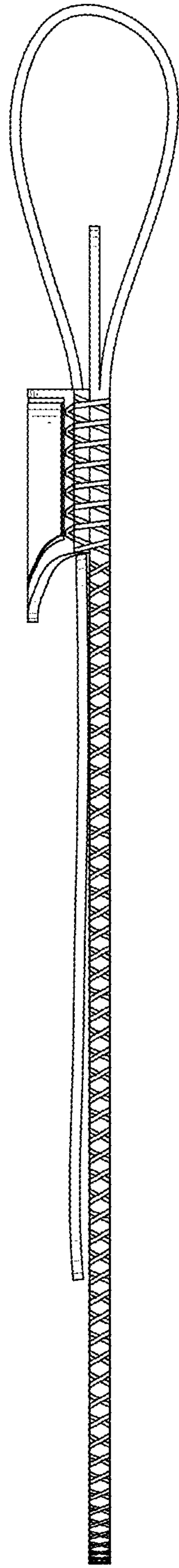


FIG. 6




FIG. 7

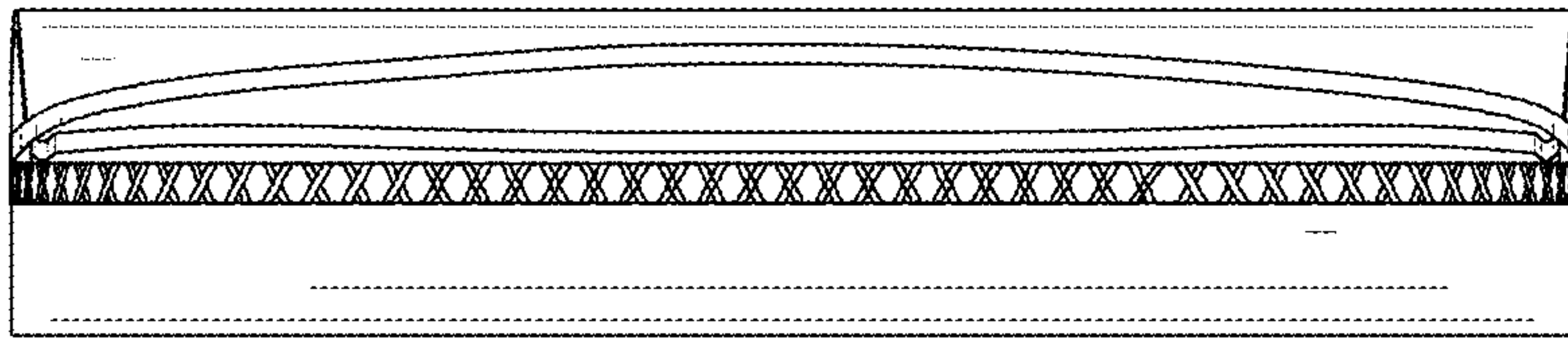


FIG. 8