

US00D962771S

(12) **United States Design Patent** (10) **Patent No.:** **US D962,771 S**
Yu (45) **Date of Patent:** **** Sep. 6, 2022**

(54) **BOTTLE**
(71) Applicant: **CHONGQING JIANLI GLASSWARE CO., LTD.**, Chongqing (CN)
(72) Inventor: **Gang Yu**, Chongqing (CN)
(**) Term: **15 Years**

D802,428 S * 11/2017 Staab D9/566
D809,925 S * 2/2018 Cossu D9/546
D810,580 S * 2/2018 Staab D9/566
D813,041 S * 3/2018 Staab D9/566
D826,724 S * 8/2018 Staab D9/574
D839,100 S * 1/2019 Friesen D9/559
D852,638 S * 7/2019 Ericson D9/686
D929,869 S * 9/2021 Moss D9/694
D933,488 S * 10/2021 Wharton D9/566

(21) Appl. No.: **29/766,145**
(22) Filed: **Jan. 13, 2021**
(51) **LOC (13) Cl.** **09-01**
(52) **U.S. Cl.**
USPC **D9/544**
(58) **Field of Classification Search**
USPC D9/434-435, 439, 447, 449, 450,
D9/452-454, 516, 523, 524, 528-531,
D9/541-544, 549-551, 558-560, 563,
D9/565-566, 571-575, 682, 686, 687,
D9/693-694, 715, 719; D7/509-511;
D24/107, 121-123, 216, 217, 219,
D24/223-226
CPC ... B65D 1/00; B65D 1/02; B65D 1/12; B65D
1/18; B65D 1/20; B65D 1/0223; B65D
23/00; B65D 21/0237; B65D 2501/0009;
B65D 2501/0081
See application file for complete search history.

OTHER PUBLICATIONS

Square Whiskey Bottles Hand Made Liquor Decanter Wine Glasses For Bourbon Scotch Whisky Rum Vodka Alcohol Unique Gifts For Men. Online, published date unknown. Retrieved on Jul. 5, 2022 from URL: <https://www.aliexpress.com/item/3256802501444078.html?gatewayAdapt=4itemAdapt>.
Whiskey Decanter With Label Tag—Bottle Metal Name Tags—Glass Airtight Stopper for Wine, Bourbon, Brandy, Juice, Water—Decanter Sets For Men Christmas Gifts for Dad Boyfriend Husband Him—24 oz. Online, published date Oct. 29, 2021. Retrieved on Jul. 5, 2022 from URL: <https://www.amazon.com/Whiskey-Deccanter-Label>.

* cited by examiner

Primary Examiner — Omeed Agilee

(57) **CLAIM**

The ornamental design for a bottle, as shown and described.

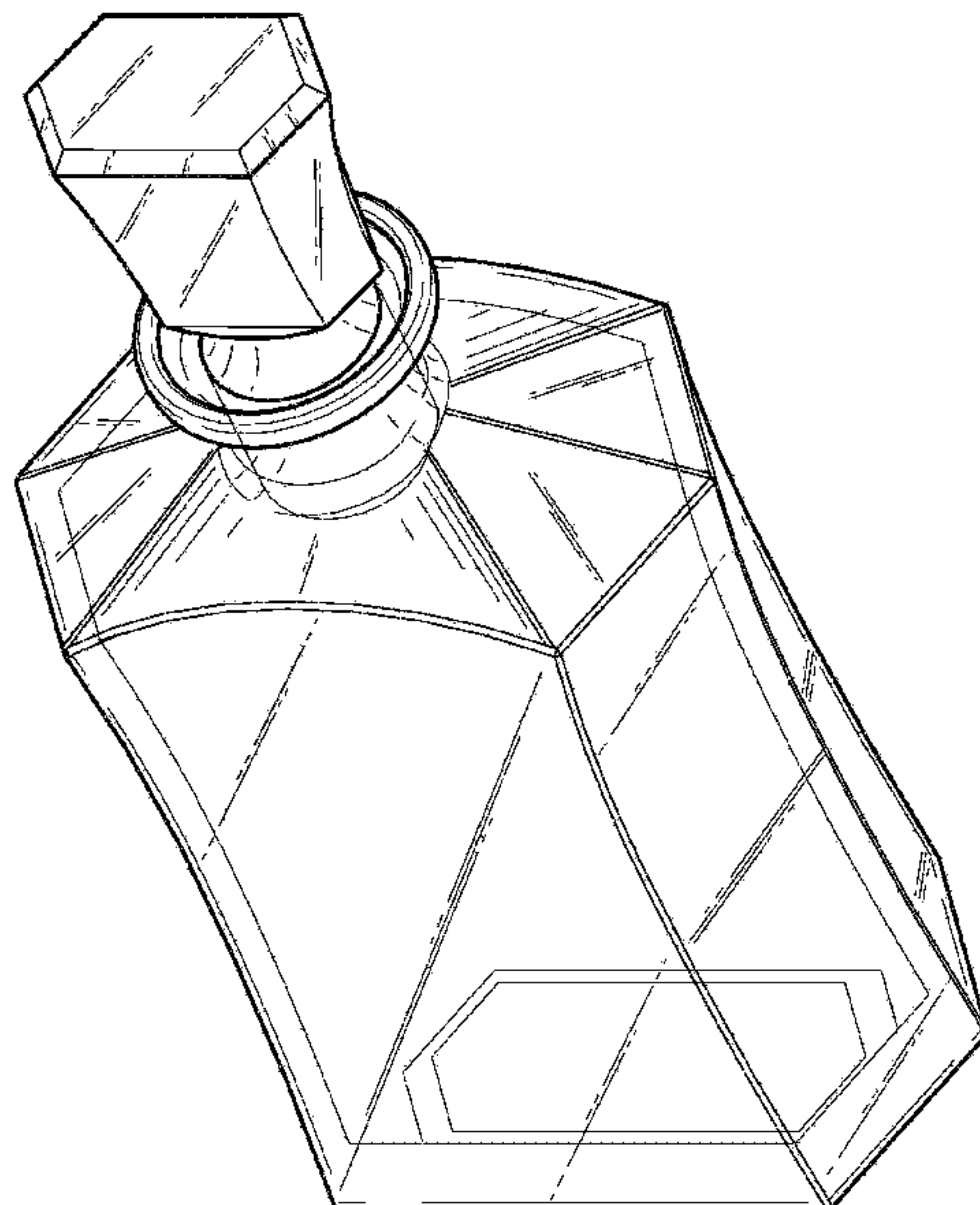
DESCRIPTION

FIG. 1 is a front view of a bottle showing my new design; FIG. 2 is a rear view thereof; FIG. 3 is a left side view thereof; FIG. 4 is a right side view thereof; FIG. 5 is a top plan view thereof; FIG. 6 is a bottom plan view thereof; FIG. 7 is a perspective view thereof; and, FIG. 8 is an exploded view thereof.

1 Claim, 7 Drawing Sheets

(56) **References Cited**
U.S. PATENT DOCUMENTS

D82,217 S * 10/1930 Fuerst D9/566
D87,238 S * 6/1932 Peregoy D9/566
D101,617 S * 10/1936 Capey D9/544
D207,802 S * 5/1967 Du Pree D9/542
D551,560 S * 9/2007 De Baschmakoff D9/558
D556,578 S * 12/2007 Costello D9/516
D659,548 S * 5/2012 de France D9/694
D713,256 S * 9/2014 Perez-Cabrera D9/546
D713,730 S * 9/2014 Perez-Cabrera D9/546



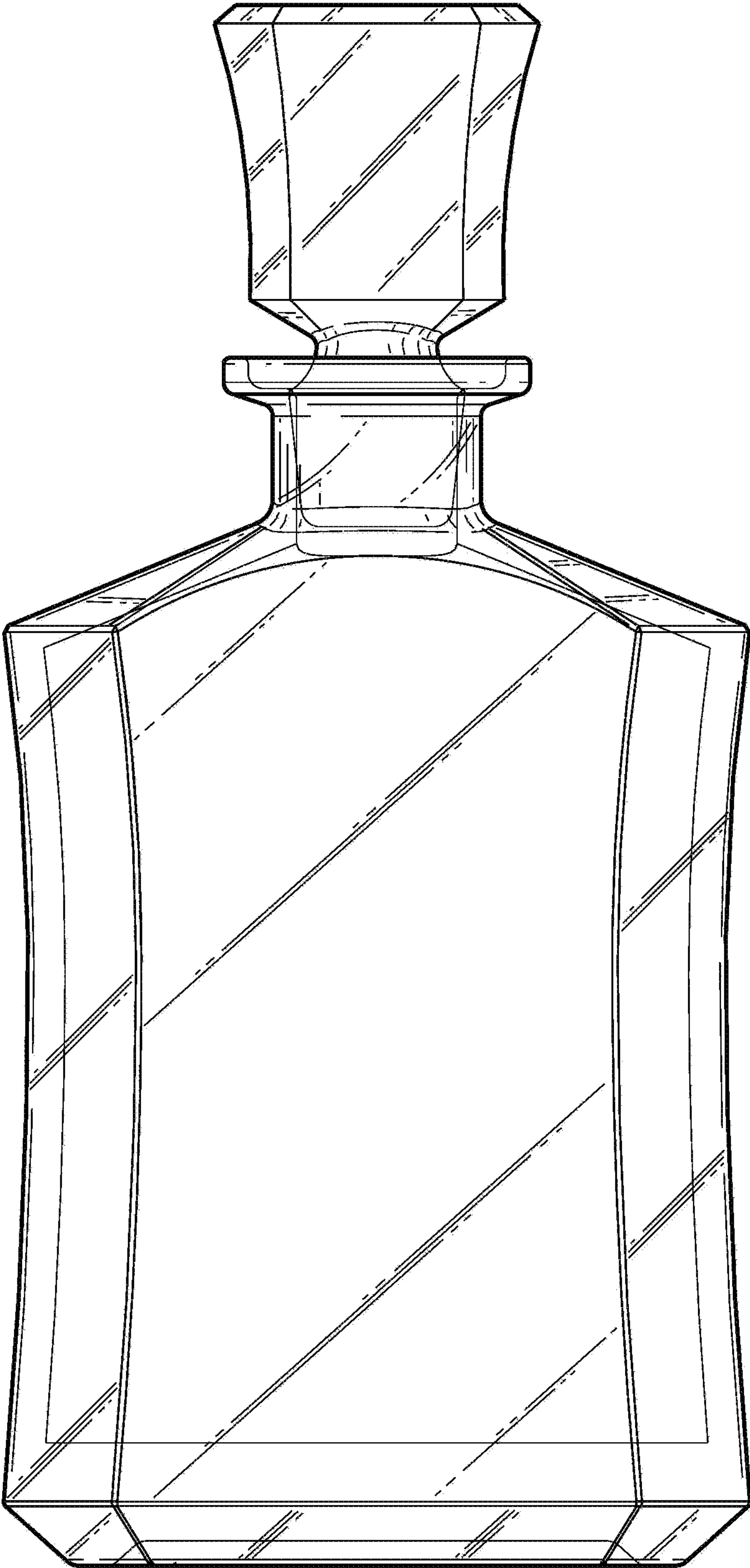


FIG. 1

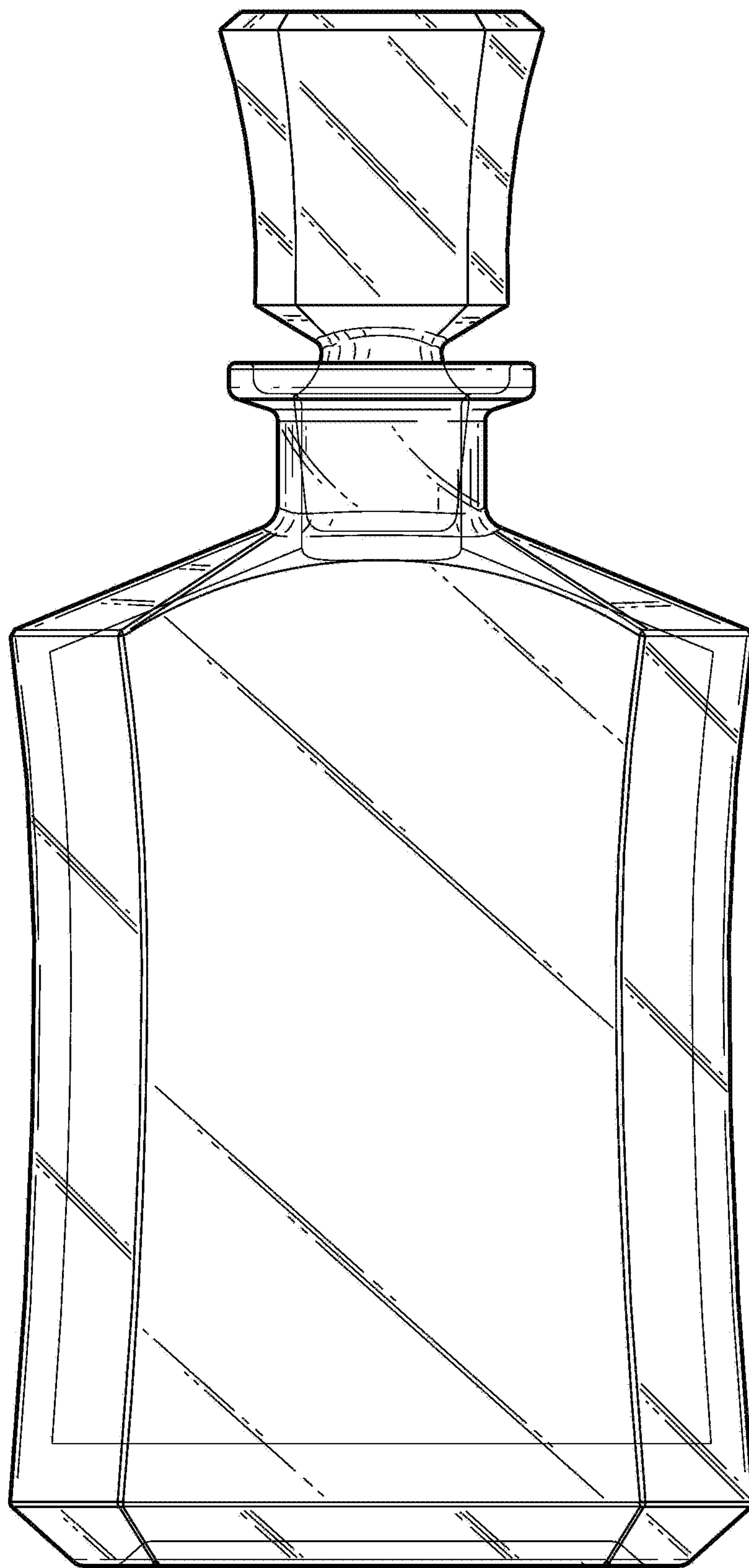


FIG. 2

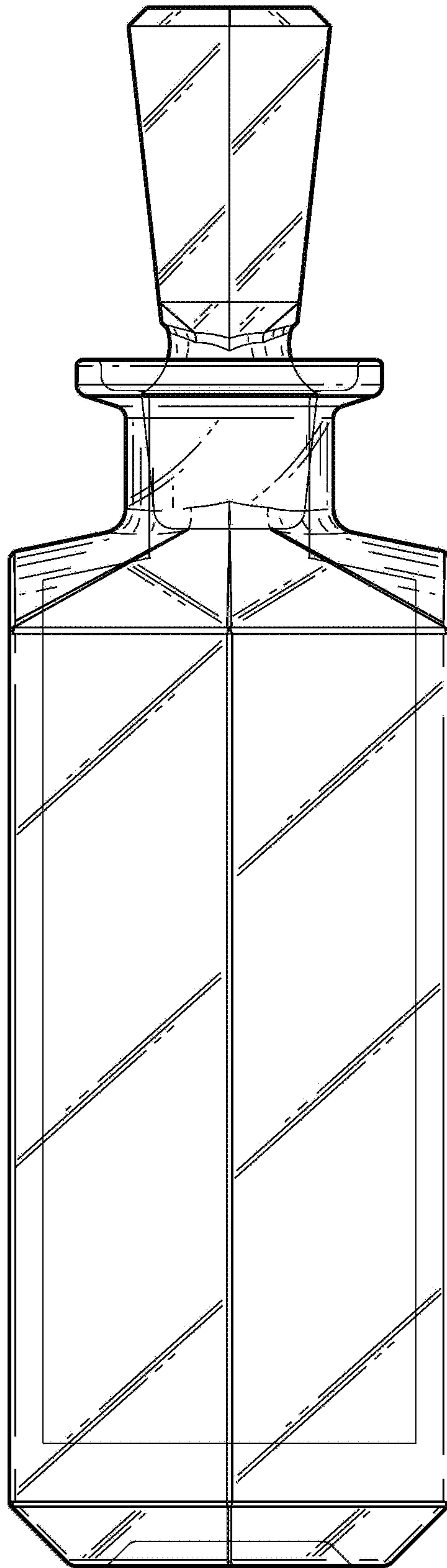


FIG. 3

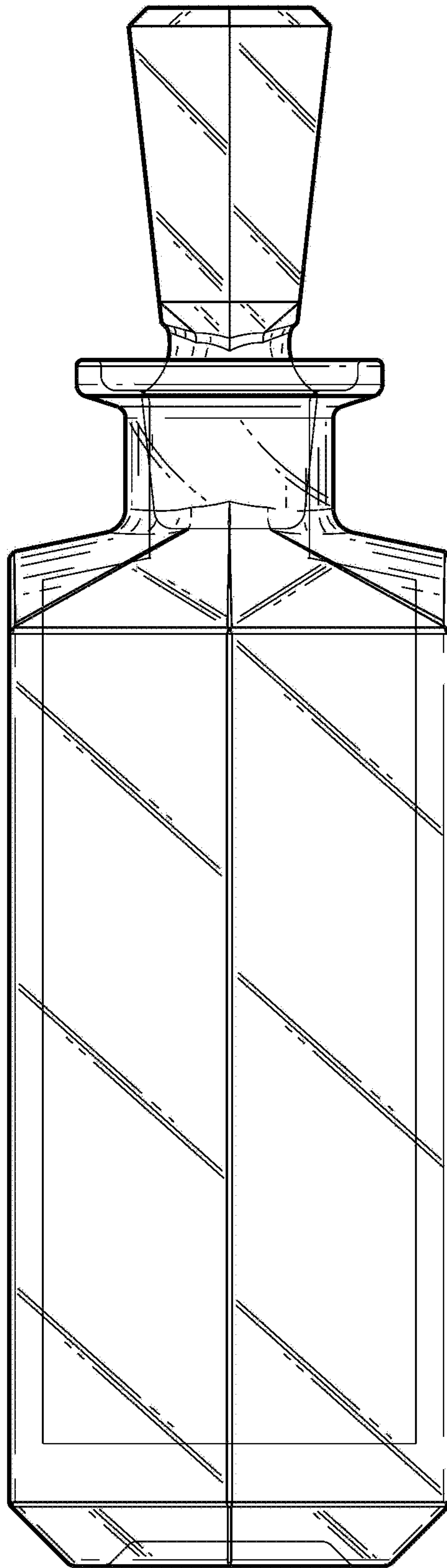


FIG. 4

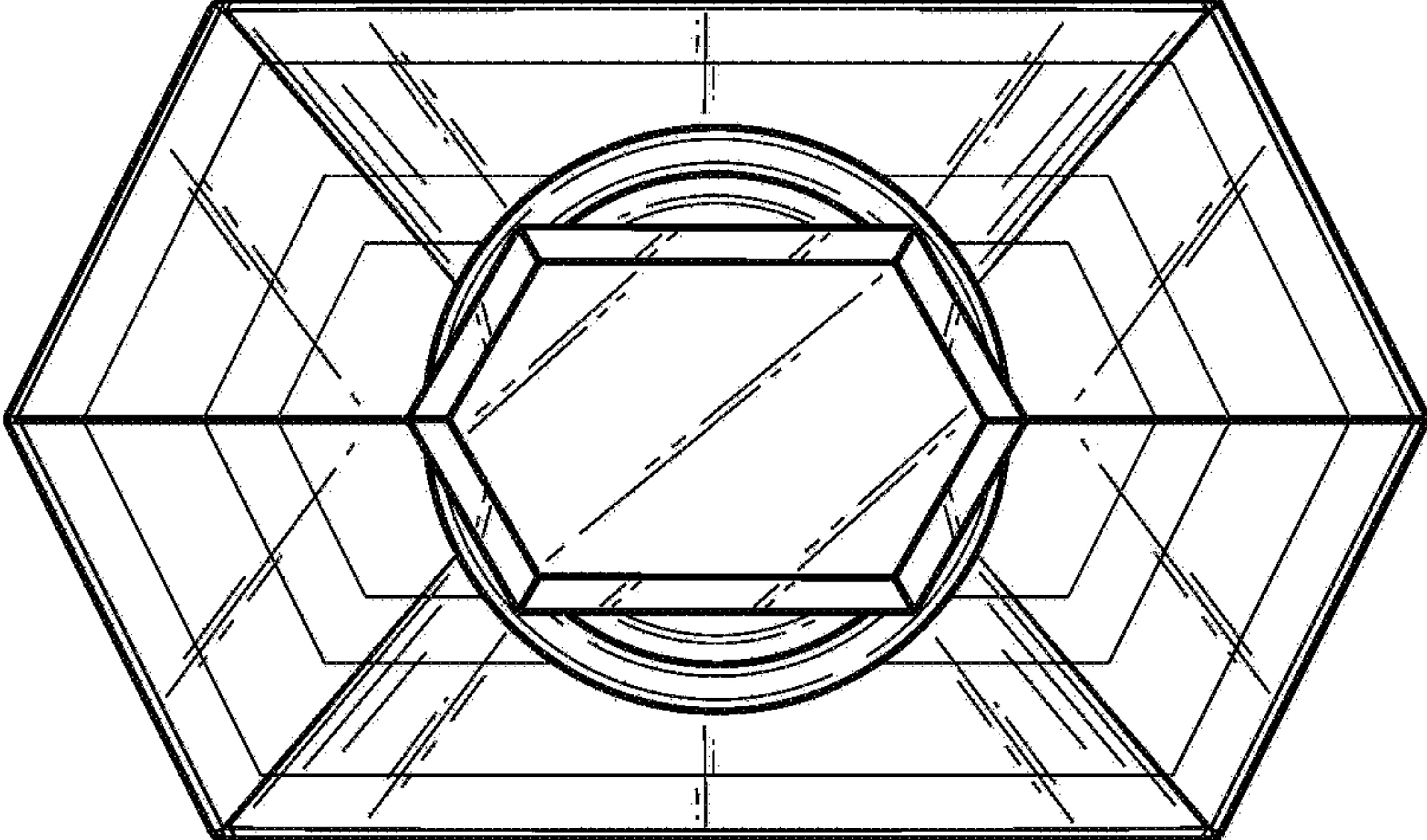


FIG. 5

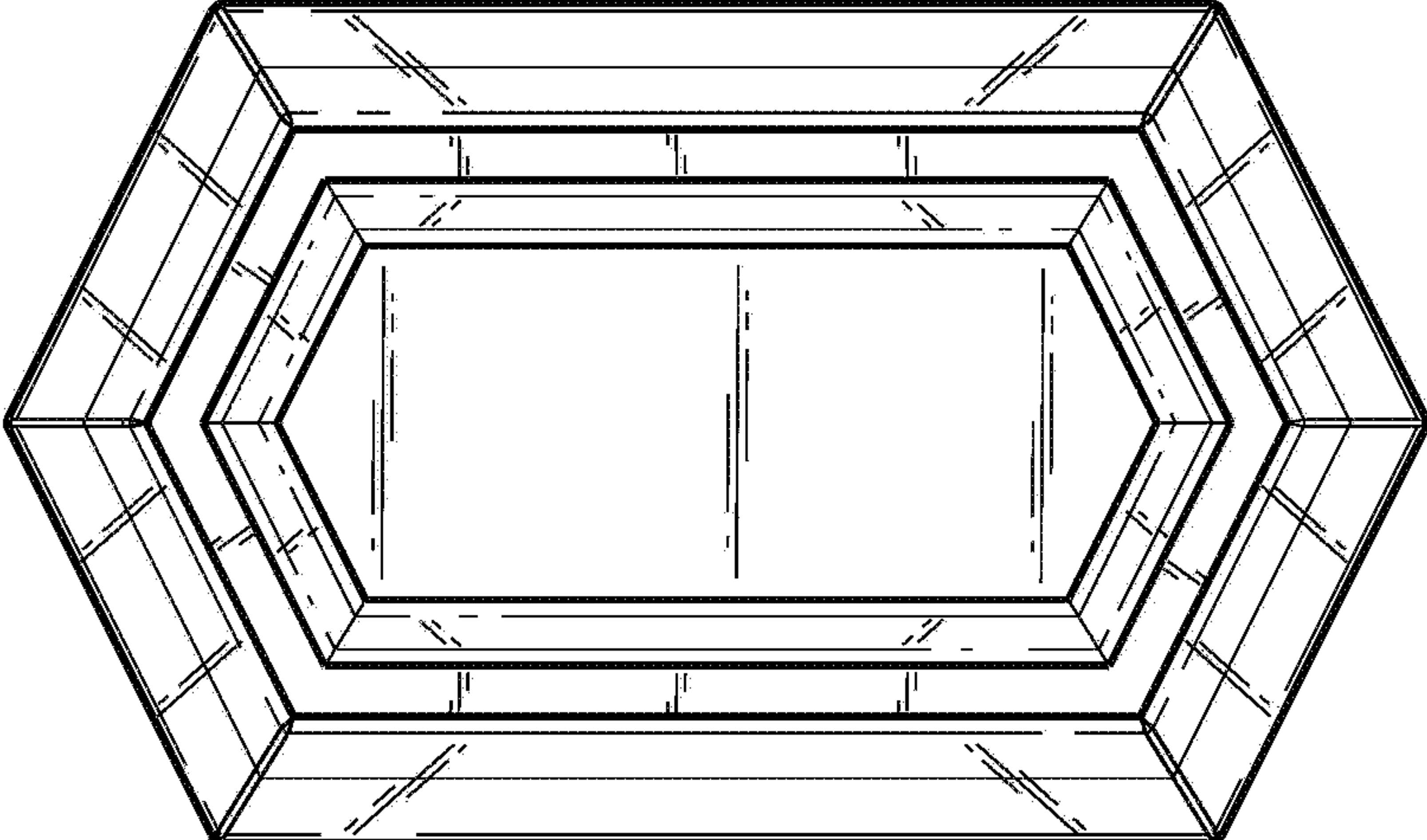


FIG. 6

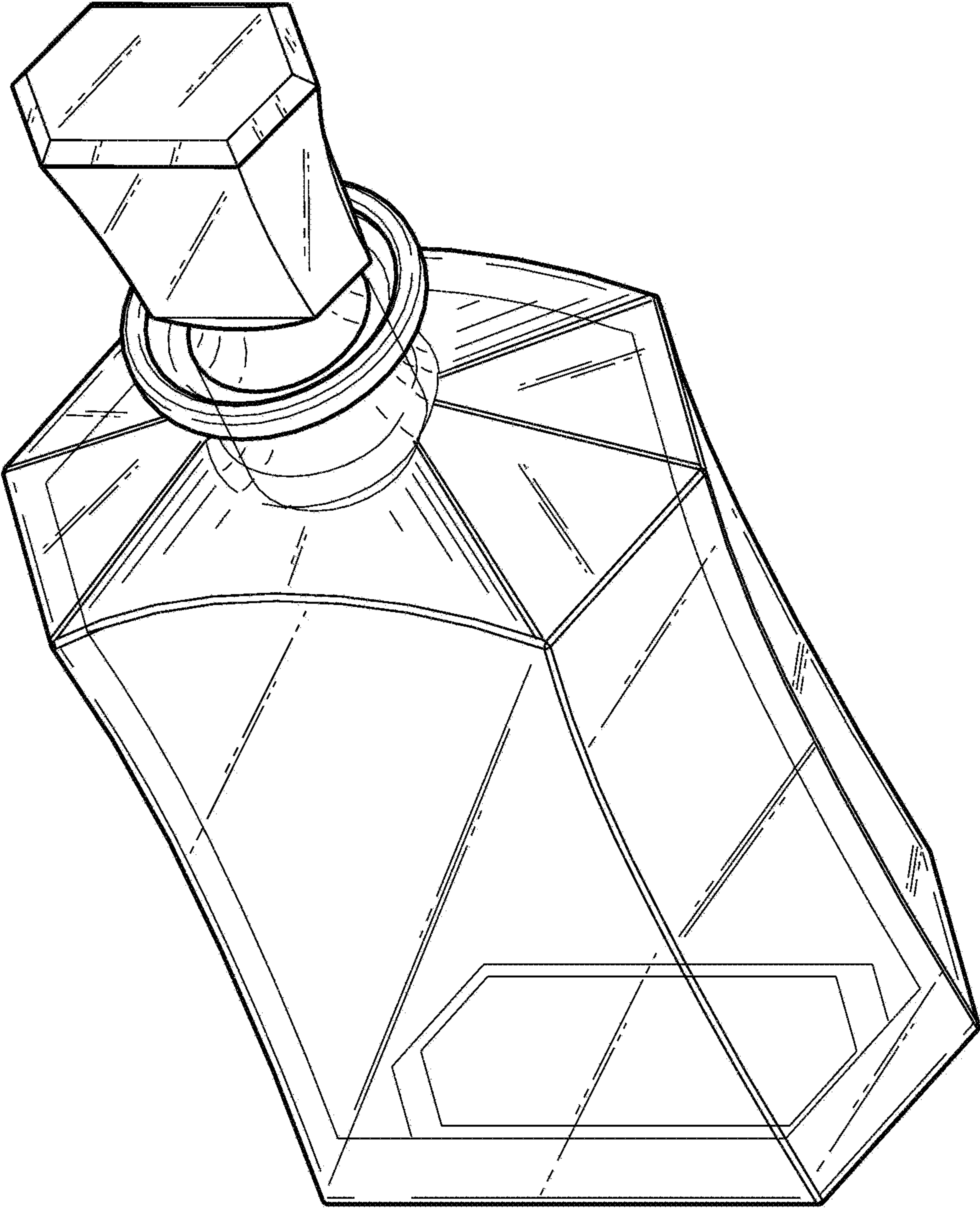


FIG. 7

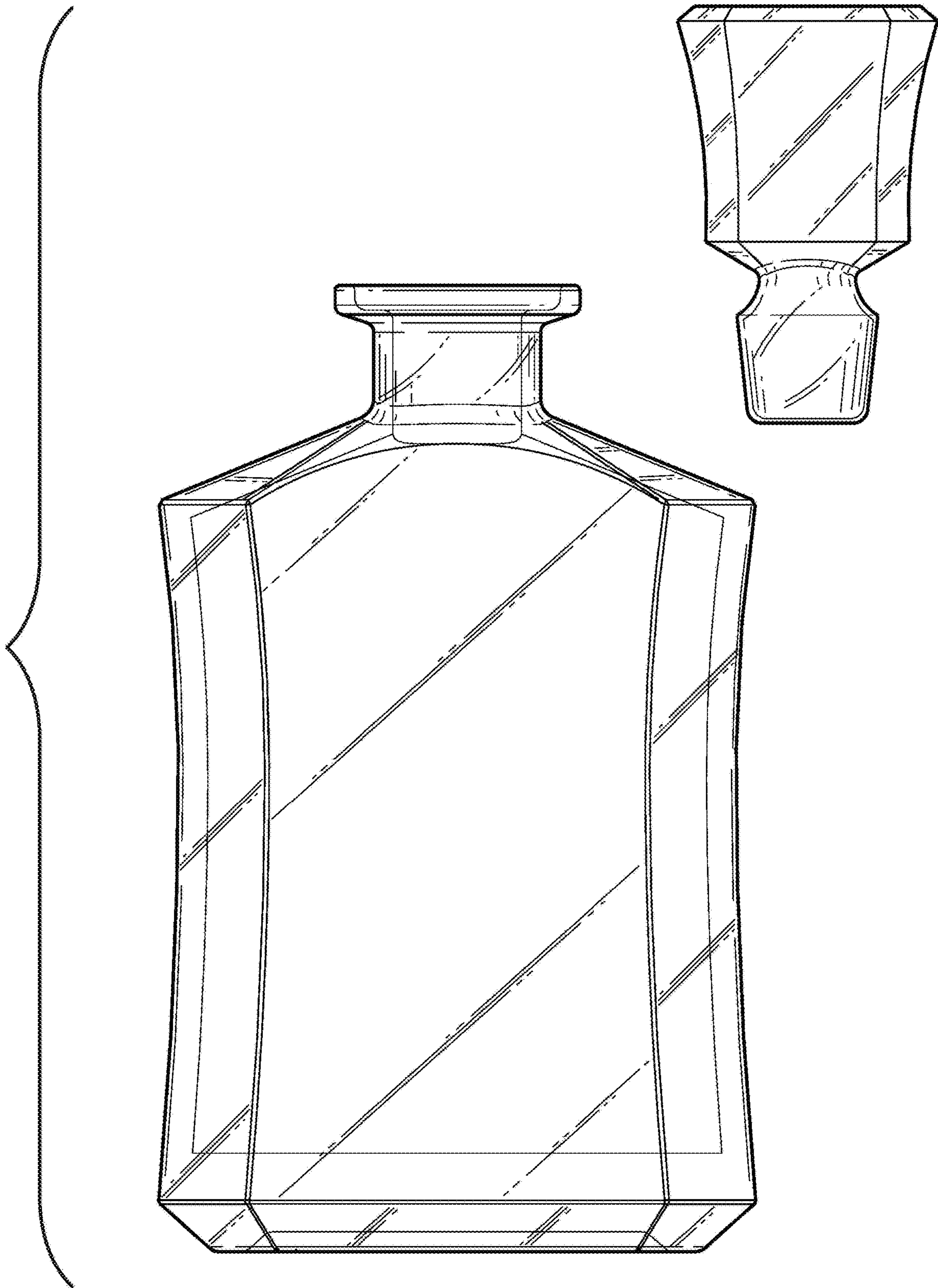


FIG. 8