



US00D962742S

(12) **United States Design Patent**
Habbouch

(10) **Patent No.:** **US D962,742 S**

(45) **Date of Patent:** **** Sep. 6, 2022**

- (54) **DECORATIVE HANDLE**
- (71) Applicant: **Pride Industrial, LLC**, Chino Hills, CA (US)
- (72) Inventor: **Joseph Habbouch**, Chino Hills, CA (US)
- (73) Assignee: **Pride Industrial, LLC**, Chino Hills, CA (US)

- D584,128 S * 1/2009 Ricereto D8/313
- D589,325 S * 3/2009 Mattson D8/313
- D590,233 S * 4/2009 Matijevic D8/314
- D597,394 S * 8/2009 Menzies D8/313
- D597,819 S * 8/2009 Matijevic D8/313
- D627,620 S * 11/2010 Jou D8/313
- D710,674 S * 8/2014 Han D8/313
- D711,722 S * 8/2014 Han D8/313
- D761,189 S * 7/2016 Fulford D12/345
- D767,364 S * 9/2016 Bertani D8/313

(Continued)

(**) Term: **15 Years**

OTHER PUBLICATIONS

(21) Appl. No.: **29/756,226**

“Studio Pull Handle Finish—Satin Nickel”, Feb. 14, 2012, Amazon.com, site visited Mar. 17, 2022: <https://www.amazon.com/dp/B00791GTTE> (Year: 2012).*

(22) Filed: **Oct. 27, 2020**

(51) **LOC (13) Cl.** **08-06**

(52) **U.S. Cl.**
USPC **D8/313**

(58) **Field of Classification Search**
USPC D8/315–316, 319–322
CPC A47B 95/02; Y10T 16/458; Y10T 16/462
See application file for complete search history.

(Continued)

Primary Examiner — Jack Reickel

Assistant Examiner — Michael A Kervin

(74) *Attorney, Agent, or Firm* — Varnum LLP

(56) **References Cited**

U.S. PATENT DOCUMENTS

- 664,181 A * 12/1900 Shepard A47B 95/02
235/145 R
- D142,942 S * 11/1945 Borchers D8/DIG. 1
- D169,532 S * 5/1953 Deadrick D8/DIG. 1
- D173,195 S * 10/1954 Duncan D8/DIG. 1
- D242,619 S * 12/1976 Bake D8/316
- D390,768 S * 2/1998 Caugh D8/313
- D409,074 S * 5/1999 Caugh D8/313
- D411,728 S * 6/1999 O’Neil D8/305
- D436,832 S * 1/2001 Matsuo D8/313
- D442,846 S * 5/2001 Bastian D8/313
- D501,785 S * 2/2005 Mogus D8/313
- D548,039 S * 8/2007 Henriott D8/313
- D579,308 S * 10/2008 Matijevic D8/313
- D581,769 S * 12/2008 Mattson D8/316

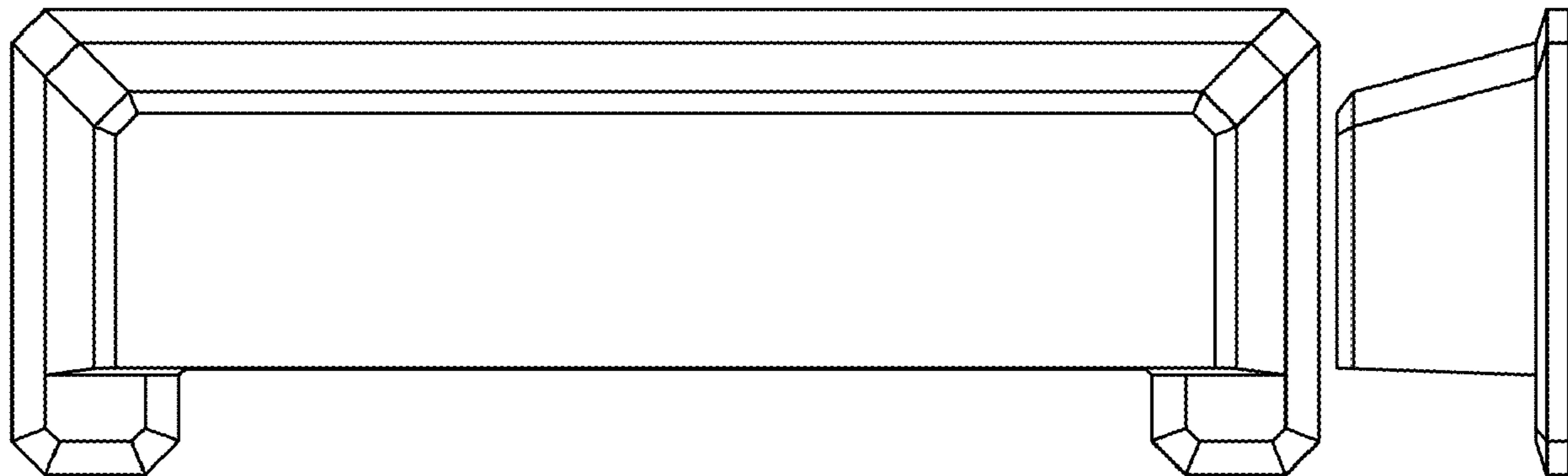
(57) **CLAIM**

I claim the ornamental design for a decorative handle, as shown and described.

DESCRIPTION

FIG. 1 is a perspective view of a decorative handle; FIG. 2 is a front view of the decorative handle of FIG. 1; FIG. 3 is a back view of the decorative handle of FIG. 1; FIG. 4 is a left side view of the decorative handle of FIG. 1; FIG. 5 is a right side view of the decorative handle of FIG. 1; FIG. 6 is a top view of the decorative handle of FIG. 1; and, FIG. 7 is a bottom view of the decorative handle of FIG. 1. All broken lines shown in the Figures illustrate portions of the article that form no part of the claimed design.

1 Claim, 2 Drawing Sheets



(56)

References Cited

U.S. PATENT DOCUMENTS

D775,927 S	*	1/2017	Chen	D8/313
D785,437 S	*	5/2017	Bertani	D8/313
D792,636 S	*	7/2017	Brunt, Jr.	D26/118
D881,674 S	*	4/2020	Bertani	D8/313
D900,586 S	*	11/2020	Pille	D8/315
D943,385 S	*	2/2022	Bahler	D8/313

OTHER PUBLICATIONS

“Buckeye Hardware 2018 Retail Catalogx”, 05/162018, issuu.com, site visited Mar. 17, 2022: https://issuu.com/amishdirectfurniture/docs/2018_bhcatalogretail_lowres (Year: 2018).*

“Hickory Hardware P3013-MB-10B Studio Collection Cup Pull”, Sep. 3, 2020, Amazon.com, site visited Mar. 17, 2022: <https://www.amazon.com/dp/B08HFXP1Z9> (Year: 2020).*

* cited by examiner

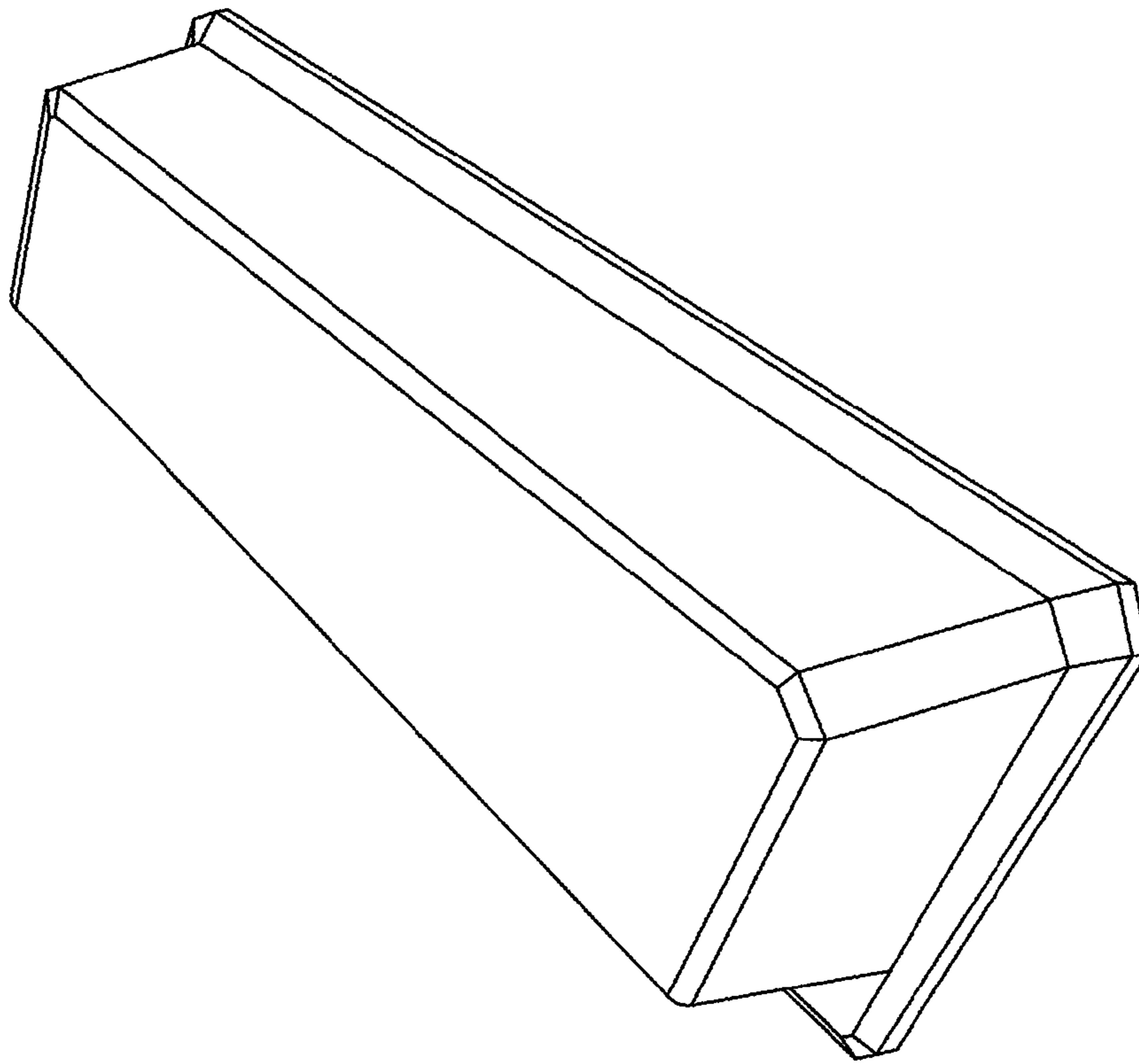


FIG. 1

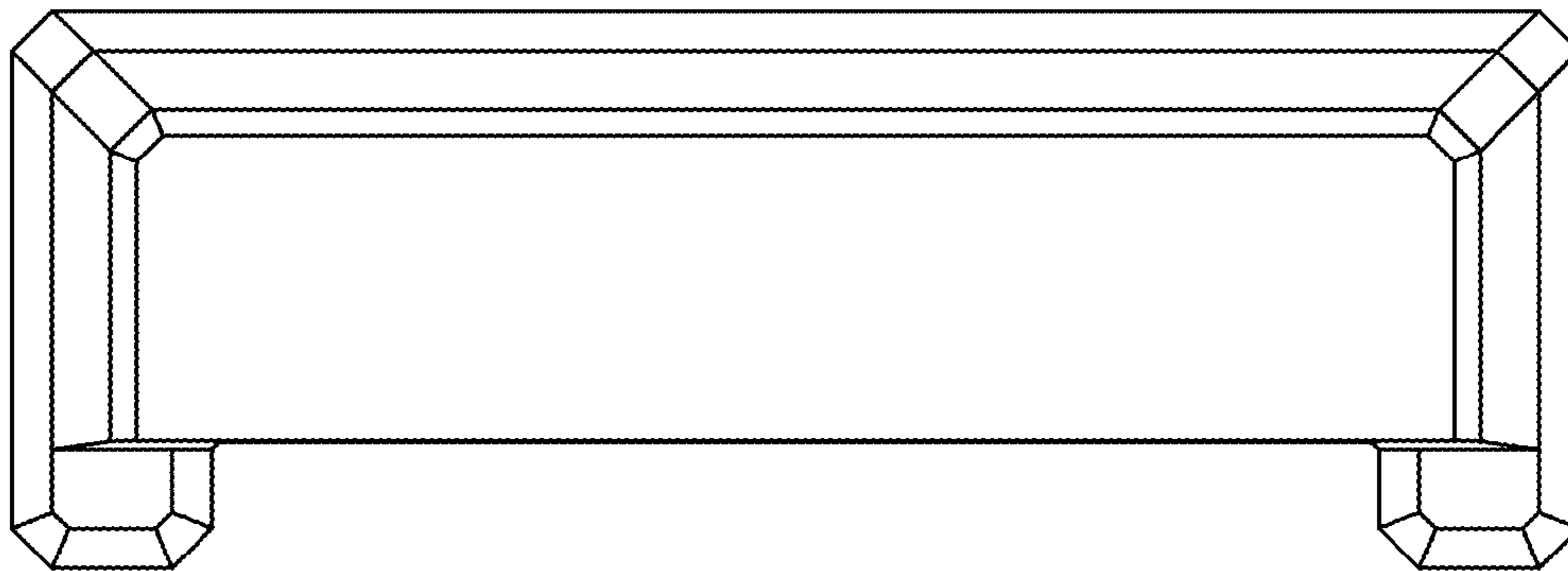


FIG. 2




FIG. 3

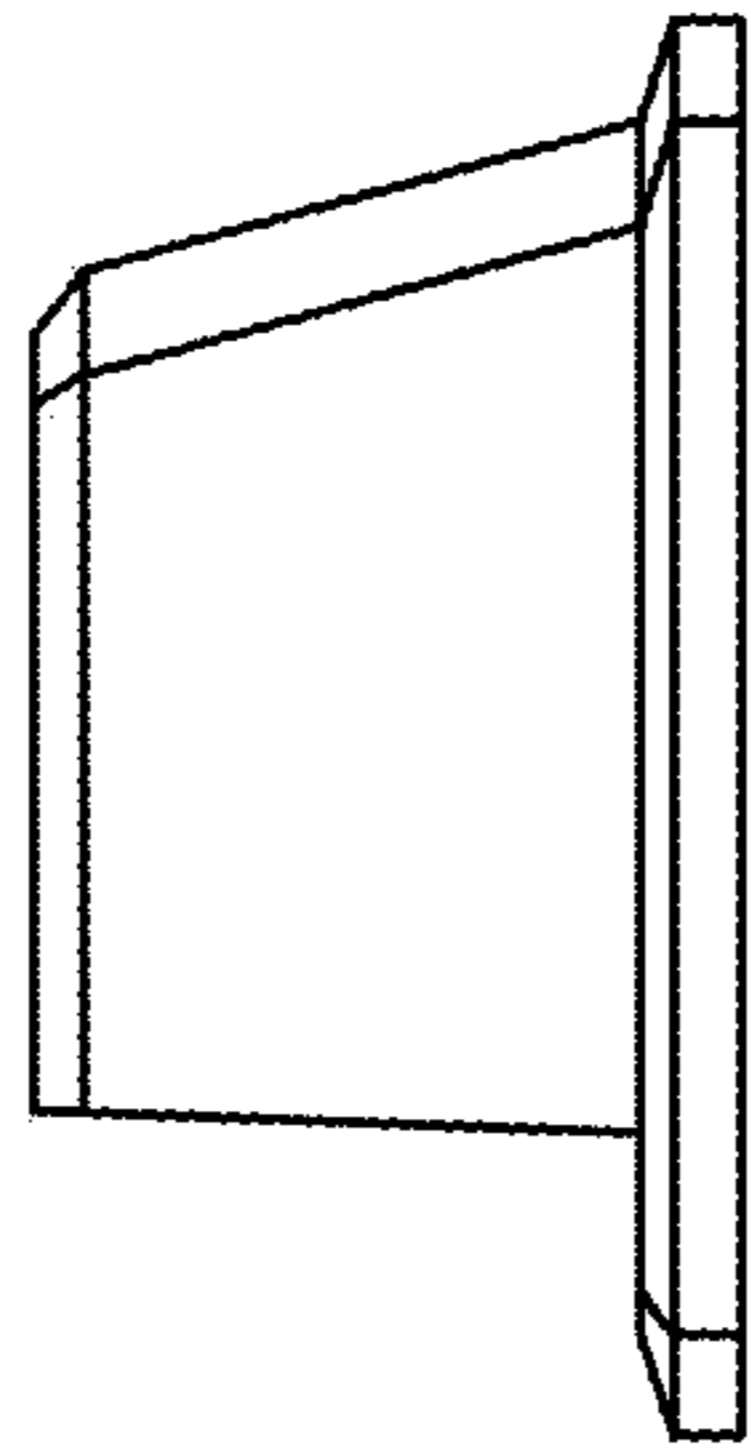


FIG. 4

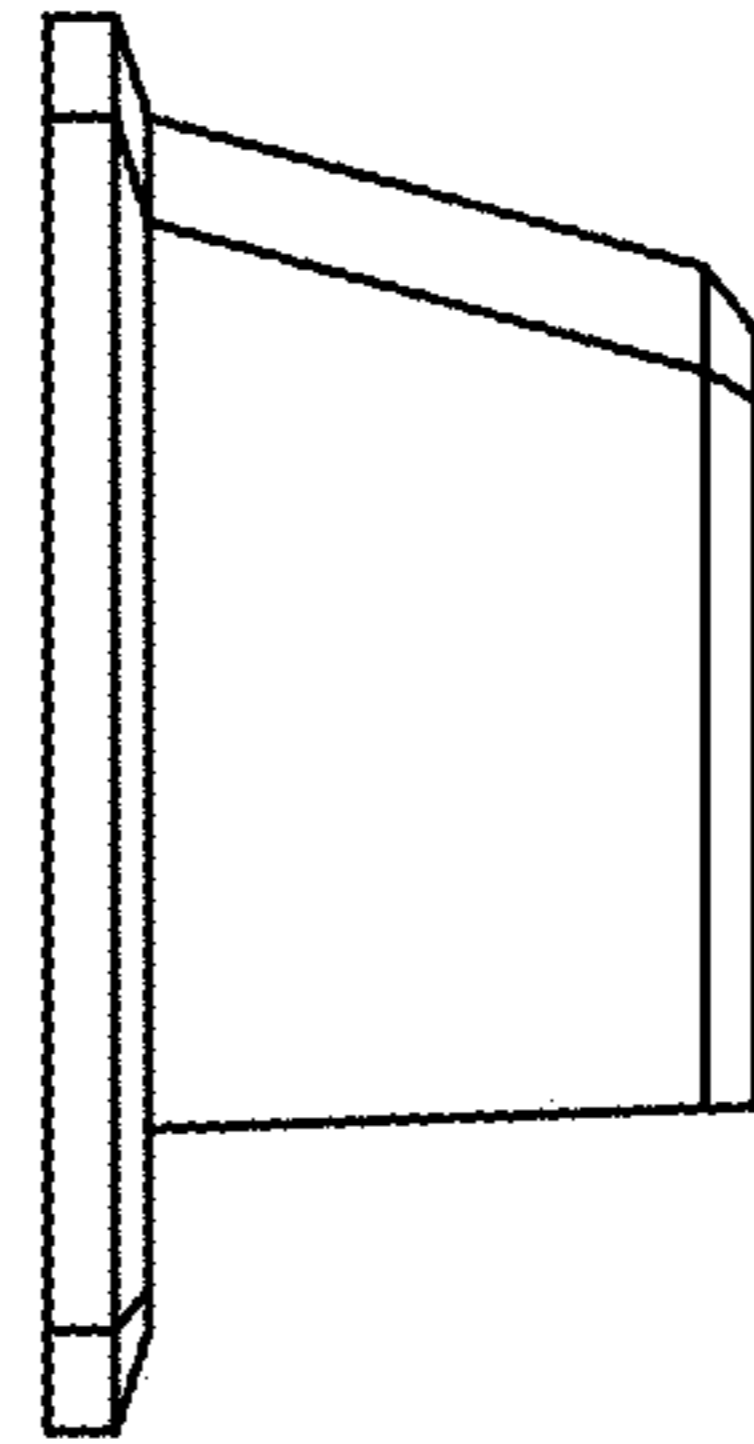


FIG. 5




FIG. 6




FIG. 7