



US00D962738S

(12) **United States Design Patent** (10) **Patent No.:** **US D962,738 S**
Lin (45) **Date of Patent:** **** Sep. 6, 2022**

(54) **REAR COVER FOR PNEUMATIC TOOL**

7,311,155 B2 * 12/2007 Chang B25F 5/00
173/104

(71) Applicant: **U-WEEN ENTERPRISE CO., LTD.,**
Taichung (TW)

D590,681 S * 4/2009 Palermo D8/68

D684,028 S * 6/2013 Costoli 173/90

D712,714 S * 9/2014 Lawson D8/68

D719,424 S * 12/2014 Okuda D8/14.1

D758,157 S * 6/2016 Chen D8/68

D775,448 S * 12/2016 Fretz D34/33

D853,217 S * 7/2019 Paoli D8/68

D871,183 S * 12/2019 Imsand B25F 5/005
D8/68

(72) Inventor: **Yi-Ko Lin**, Taichung (TW)

(73) Assignee: **U-WEEN ENTERPRISE CO., LTD.,**
Taichung (TW)

(**) Term: **15 Years**

D871,875 S * 1/2020 Paoli D8/68

D893,276 S * 8/2020 Dai D8/68

D899,208 S * 10/2020 Thompson D8/68

(21) Appl. No.: **29/739,442**

(Continued)

(22) Filed: **Jun. 25, 2020**

OTHER PUBLICATIONS

(30) **Foreign Application Priority Data**

Dec. 27, 2019 (TW) 108308092

“Ingersoll Rand 261 .75-Inch Super Duty Air Impact Wrench”, Nov. 8, 1999, Amazon.com, site visited Apr. 8, 2022: <https://www.amazon.com/Ingersoll-Rand-261-4-Inch-Impact-Wrench/dp/B0000224KF> (Year: 1999).*

(51) **LOC (13) Cl.** **08-05**

(52) **U.S. Cl.**

USPC **D8/70**; D8/68

(Continued)

(58) **Field of Classification Search**

USPC D8/25, 68, 70

CPC B25F 5/00; B25F 5/02; B25Q 5/06; B25B
21/02

Primary Examiner — Jack Reickel

Assistant Examiner — Michael A Kervin

(74) *Attorney, Agent, or Firm* — Guice Patents PLLC

See application file for complete search history.

(57) **CLAIM**

(56) **References Cited**

The ornamental design for a rear cover for pneumatic tool, as shown and described.

U.S. PATENT DOCUMENTS

DESCRIPTION

D261,222 S * 10/1981 Bunyea D8/68

4,879,847 A * 11/1989 Butzen B24B 23/00
181/207

D382,457 S * 8/1997 Ghode D8/68

D463,964 S * 10/2002 Oh D8/70

D482,947 S * 12/2003 Lin D8/68

D496,243 S * 9/2004 Huang D8/68

D497,787 S * 11/2004 Liao D8/68

6,883,619 B1 * 4/2005 Huang B25B 21/02
173/168

D507,732 S * 7/2005 Nowak D8/68

D537,690 S * 3/2007 Su D8/68

FIG. 1 is a perspective view of a rear cover for pneumatic tool showing my new design;

FIG. 2 is a front elevational view thereof;

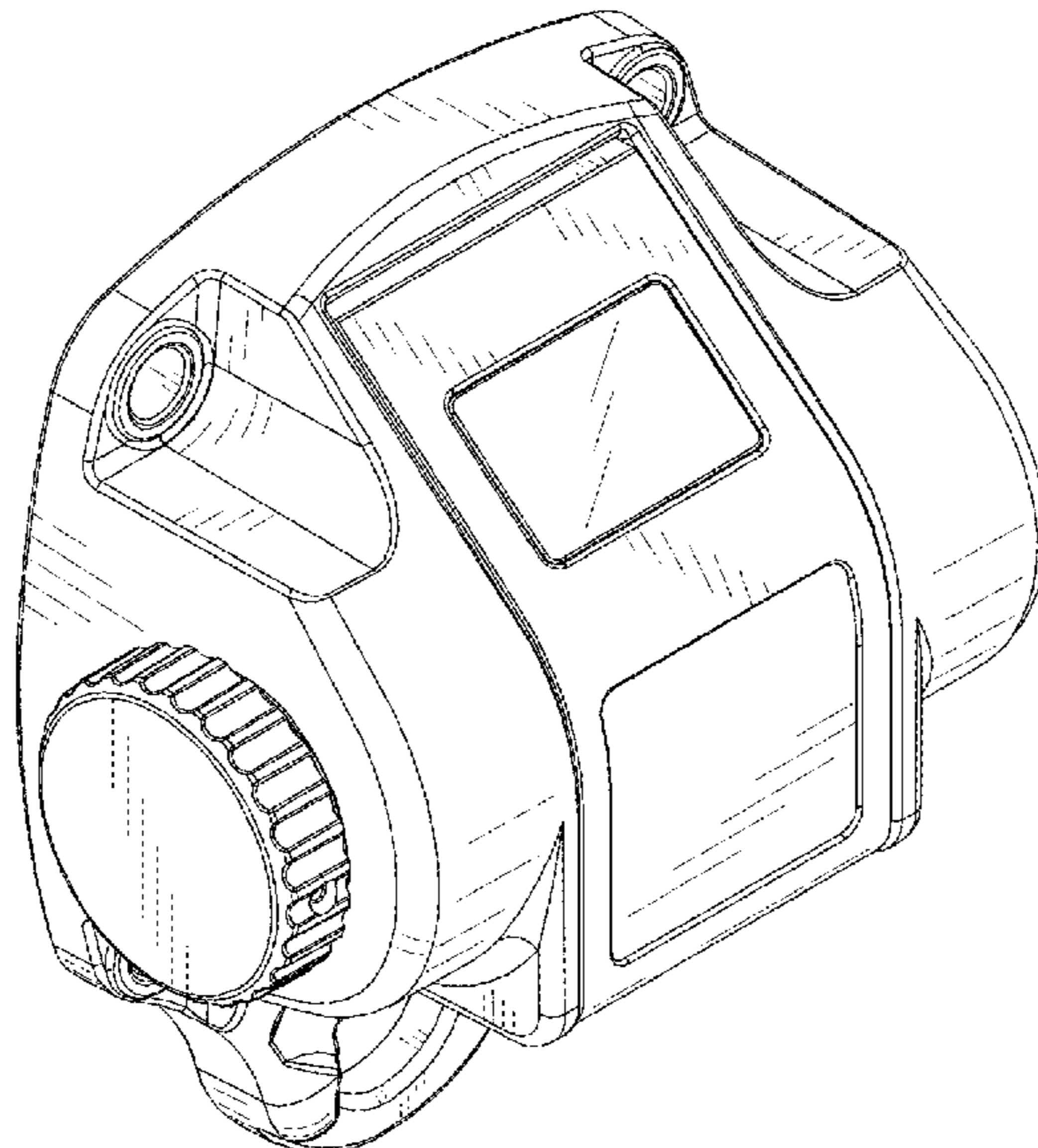
FIG. 3 is a rear elevational view thereof;

FIG. 4 is a right side elevational view thereof;

FIG. 5 is a top plan view thereof; and,

FIG. 6 is a bottom plan view thereof.

1 Claim, 4 Drawing Sheets



(56)

References Cited

U.S. PATENT DOCUMENTS

D899,209	S	*	10/2020	Thompson	D8/68
D899,210	S	*	10/2020	Thompson	D8/68
D906,076	S	*	12/2020	James	D8/68
D911,801	S	*	3/2021	Thompson	D8/68
D911,804	S	*	3/2021	van Oost	D8/68
D914,475	S	*	3/2021	Thompson	D8/68
D915,853	S	*	4/2021	Lee	D8/68
D929,834	S	*	9/2021	James	D8/68
D929,835	S	*	9/2021	James	D8/68
D929,836	S	*	9/2021	James	D8/68
D929,837	S	*	9/2021	Rivera	D8/68
D935,294	S	*	11/2021	Zhao	D8/68
2008/0087450	A1	*	4/2008	Lin	B23P 11/00 173/218

OTHER PUBLICATIONS

“Ingersoll Rand 232TGSL .5 inch Thunder Gun”, Oct. 2, 2001, Amazon.com, site visited Apr. 8, 2022: <https://www.amazon.com/Ingersoll-Rand-232TGSL-2-Inch-Super-Duty-Thunder> (Year: 2001).*

“Ingersoll-Rand 295A 1-Inch Impactool”, Jan. 11, 2006, Amazon.com, site visited Apr. 8, 2022: <https://www.amazon.com/dp/B000E66A4K> (Year: 2006).*

* cited by examiner

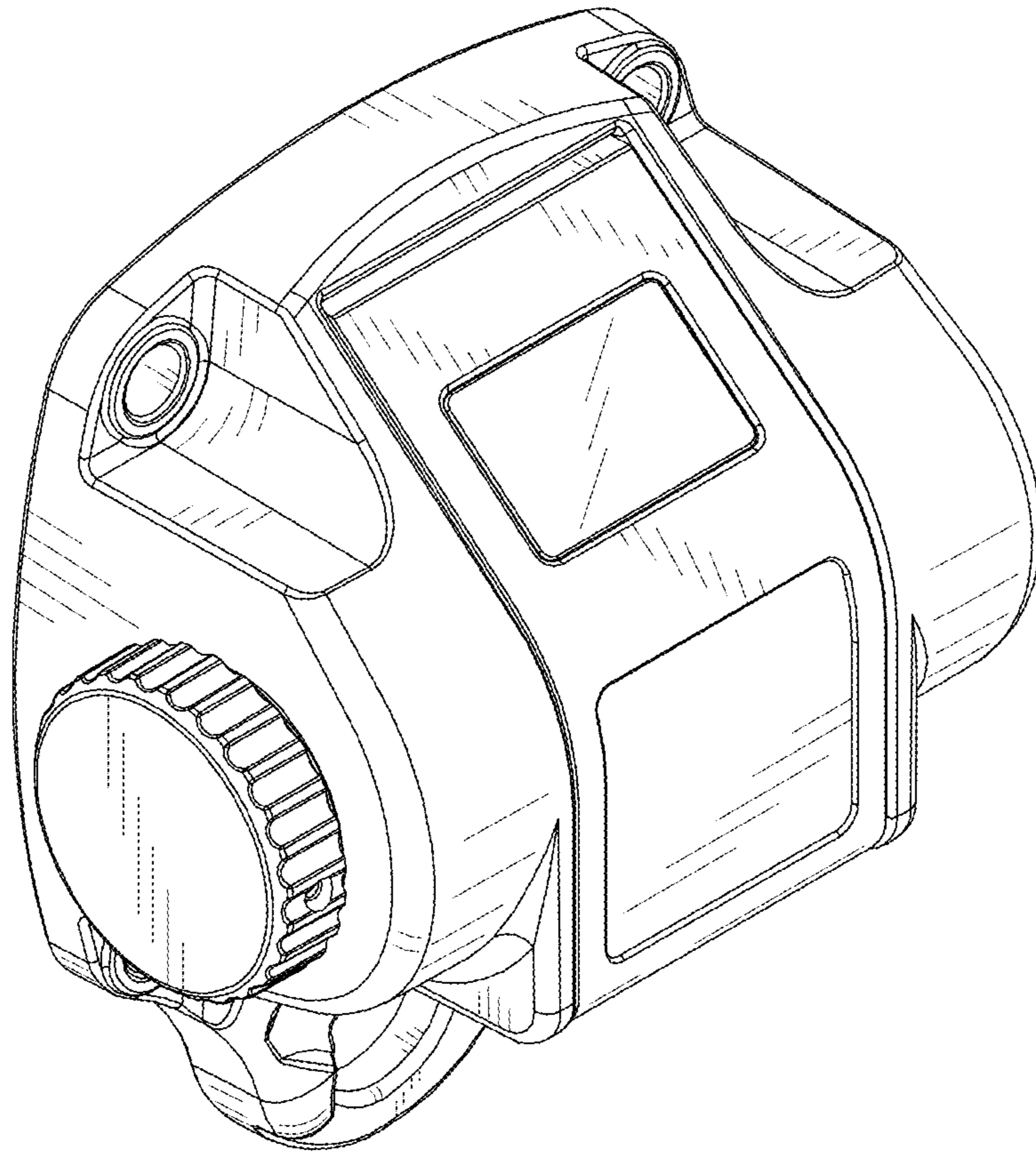


Fig. 1

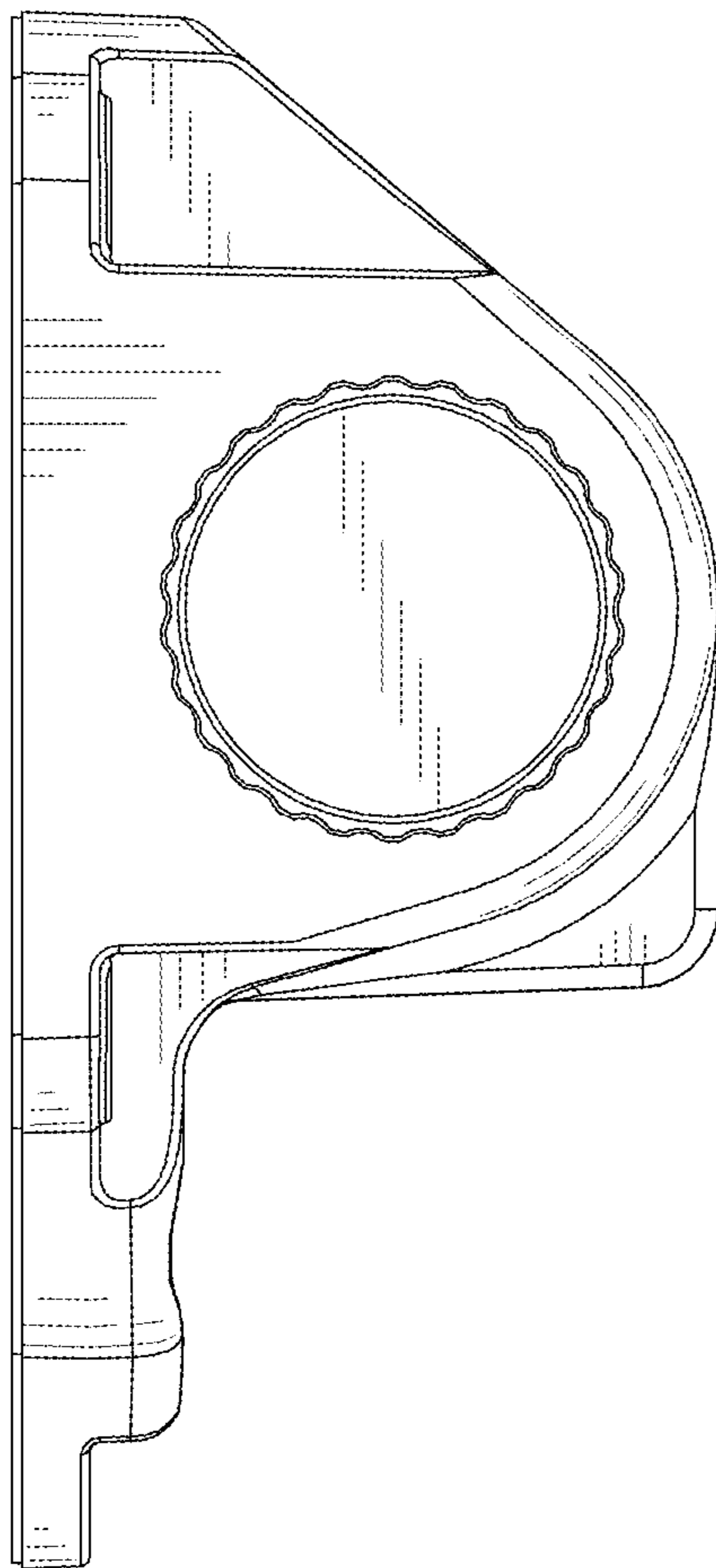


Fig. 2

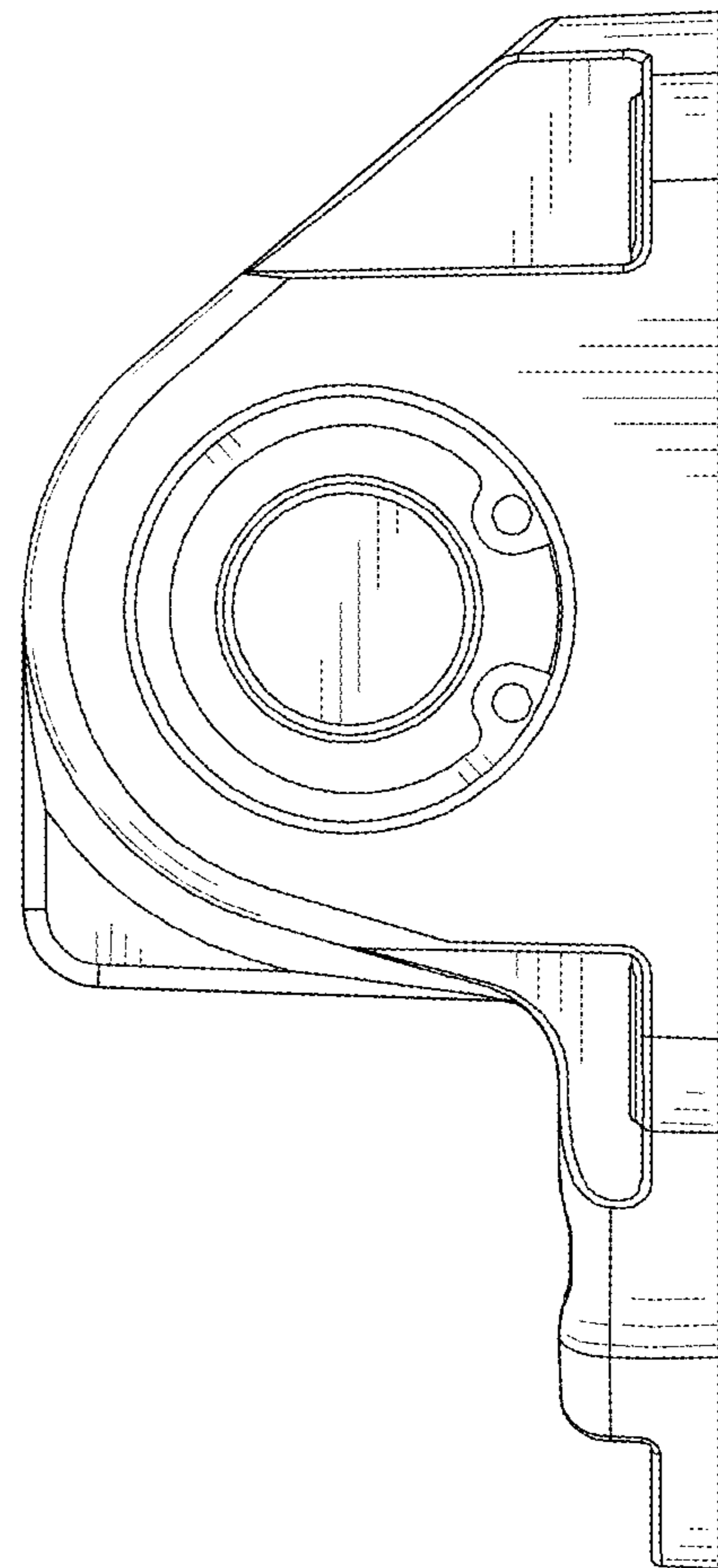


Fig. 3

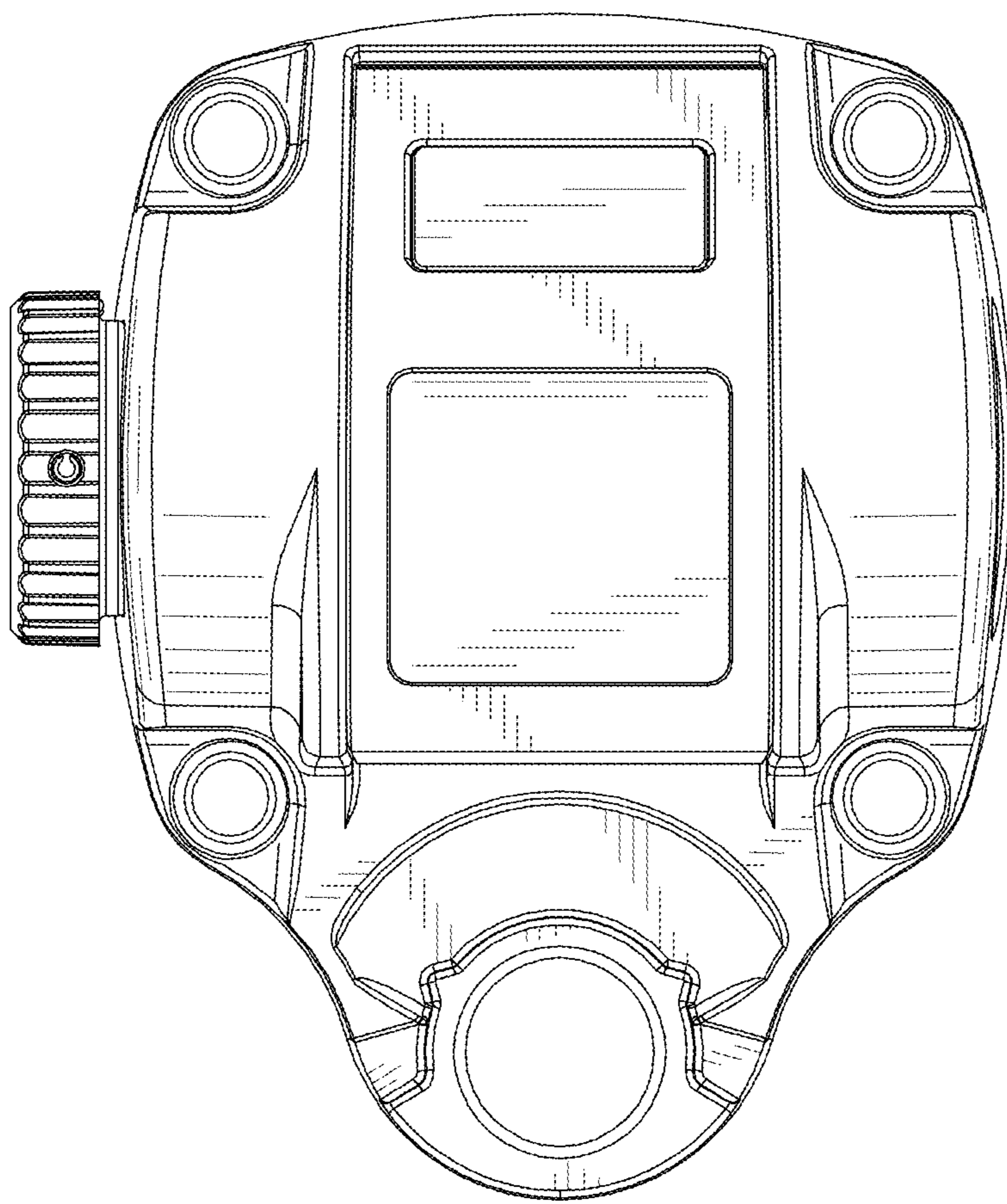


Fig. 4

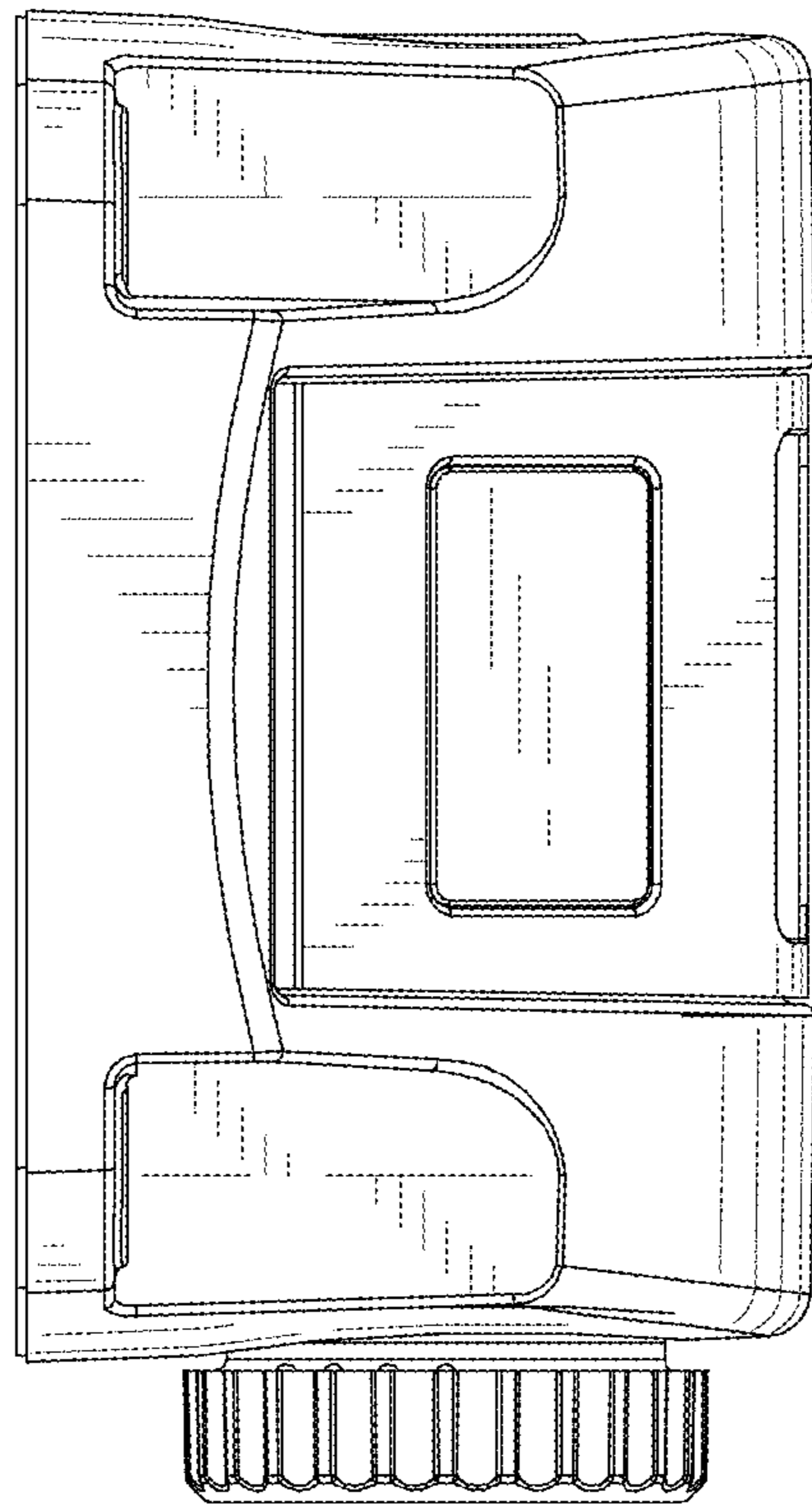


Fig. 5

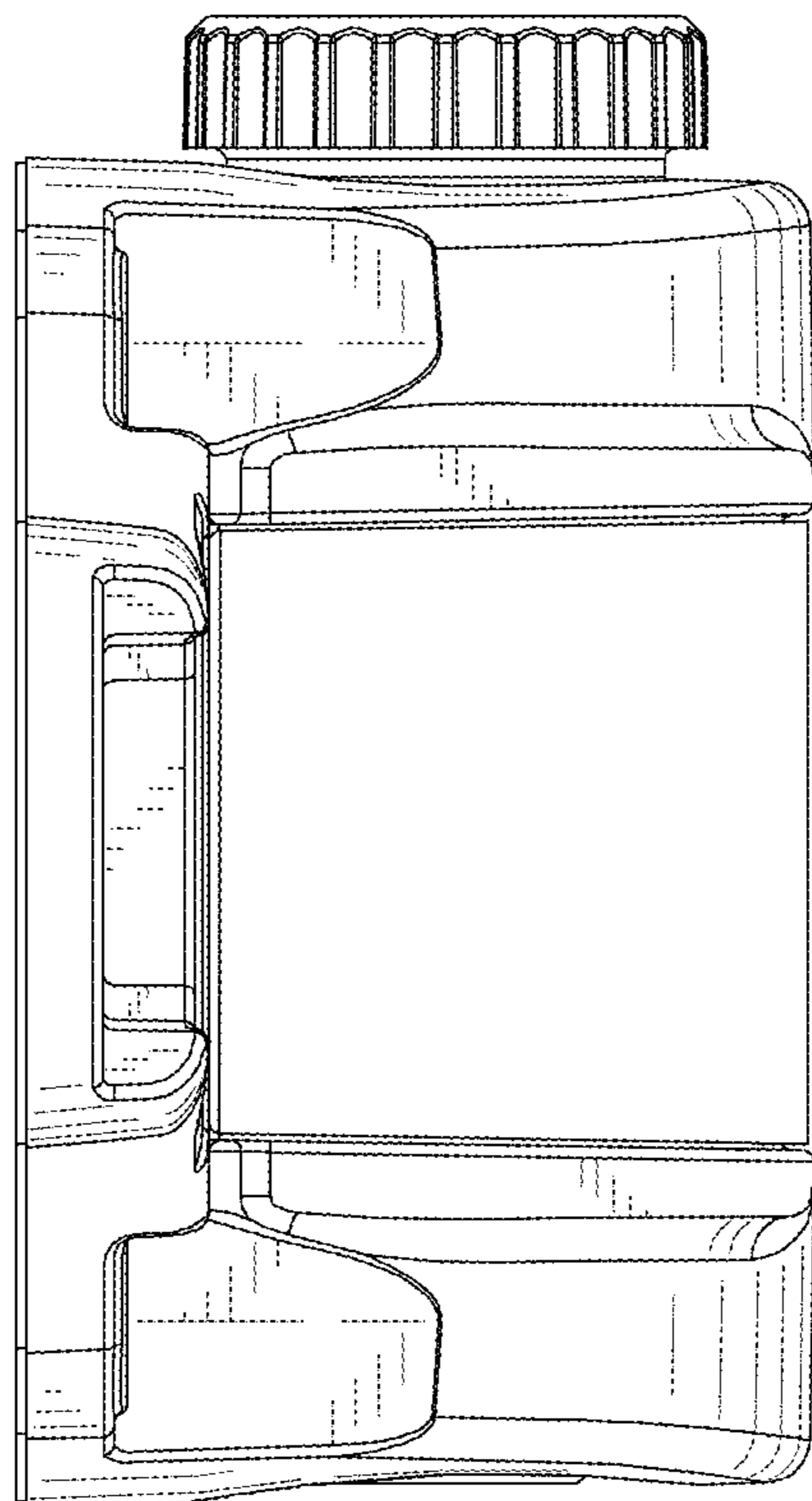


Fig. 6