



US00D962694S

(12) **United States Design Patent** (10) **Patent No.:** **US D962,694 S**
Xie (45) **Date of Patent:** **** Sep. 6, 2022**

(54) **SOUS VIDE COOKER**
(71) Applicant: **SHENZHEN YINGBOWEIYE TECHNOLOGY CO., LTD.**, Shenzhen (CN)

(72) Inventor: **Jinghua Xie**, Shenzhen (CN)

(**) Term: **15 Years**

(21) Appl. No.: **29/771,226**

(22) Filed: **Feb. 21, 2021**

(51) **LOC (13) Cl.** **07-02**

(52) **U.S. Cl.**
USPC **D7/354**

(58) **Field of Classification Search**
USPC D7/323, 354-361, 368, 402
CPC A21B 7/005; A23L 1/01; A23L 1/0107; A23L 1/0114; A47J 27/00; A47J 27/08; A47J 27/09; A47J 27/10; A47J 27/092; A47J 27/21; A47J 36/025; A47J 36/06; A47J 36/08; A47J 36/10; A47J 36/12; A47J 36/18; A47J 36/20; A47J 36/22; A47J 36/165; A47J 37/00; A47J 37/12; A47J 37/129; A47J 37/1204; A47J 37/1209; A47J 37/1214; A47J 37/1219; A47J 37/1266; A47J 37/1285; A47J 37/1295; B65B 7/06; B65B 65/00; G07F 17/0064; G07F 17/0078; G07F 17/0085; F24H 1/101; H05B 6/02; H05B 6/06; H05B 6/12

See application file for complete search history.

(56) **References Cited**

U.S. PATENT DOCUMENTS

9,615,689 B2 * 4/2017 Plazarte B65B 7/06
D850,844 S * 6/2019 Yang D7/323
D853,776 S * 7/2019 Xu D7/354

D853,777 S * 7/2019 Van Den Nieuwenhuizen D7/354
D853,785 S * 7/2019 Young D7/402
10,709,282 B2 * 7/2020 Lee B65B 65/00
2015/0082996 A1 * 3/2015 Wu A21B 7/005
99/342
2016/0022085 A1 * 1/2016 Wu A47J 27/10
99/330
2016/0209077 A1 * 7/2016 Wu F24H 1/101
2017/0245673 A1 * 8/2017 Peng A47J 27/10
2018/0344069 A1 * 12/2018 Chan A47J 27/21016
2020/0297143 A1 * 9/2020 Upston A47J 36/165
2020/0323381 A1 * 10/2020 Messler A47J 27/10

OTHER PUBLICATIONS

Bronsenkitchen Sous Vide Cooker. Date First Available on Amazon.com Aug. 10, 2020. <https://www.amazon.com/dp/B08FHS5LDC/ref> (Year: 2020).*

* cited by examiner

Primary Examiner — Ricky Pham

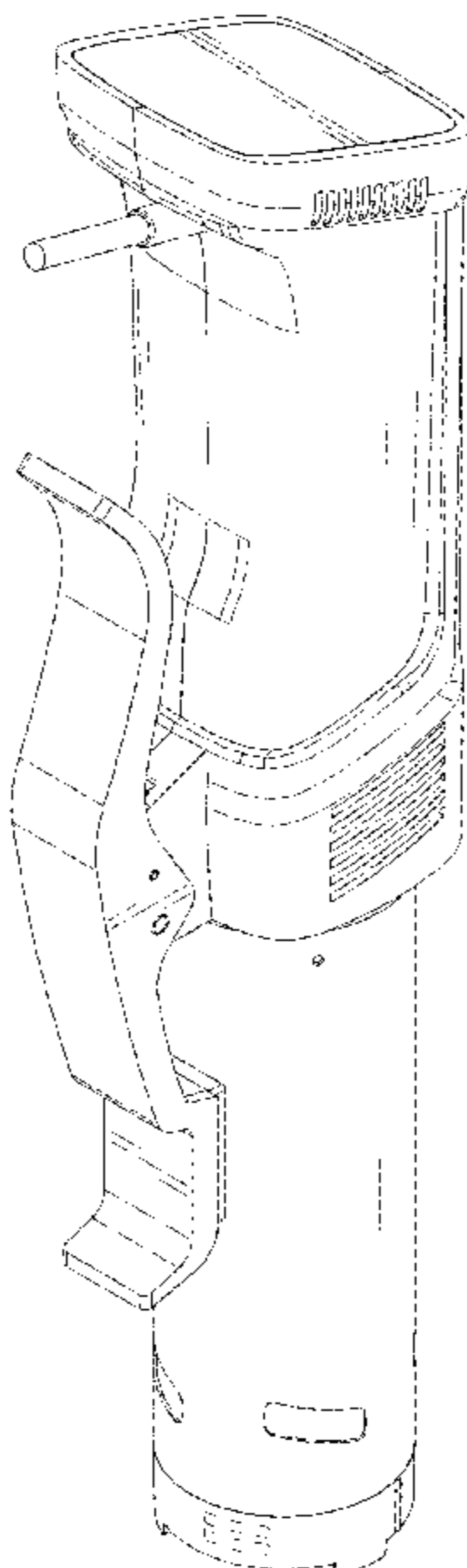
(57) **CLAIM**

The ornamental design for a sous vide cooker, as shown and described.

DESCRIPTION

FIG. 1 is a front, right side, top perspective view of a sous vide cooker showing my new design; FIG. 2 is a front elevational view thereof; FIG. 3 is a rear elevational view thereof; FIG. 4 is a left side elevational view thereof; FIG. 5 is a right side elevational view thereof; FIG. 6 is a top plan view thereof; and, FIG. 7 is a bottom plan view thereof. The broken lines depict portions of the sous vide cooker that form no part of the claimed design.

1 Claim, 7 Drawing Sheets



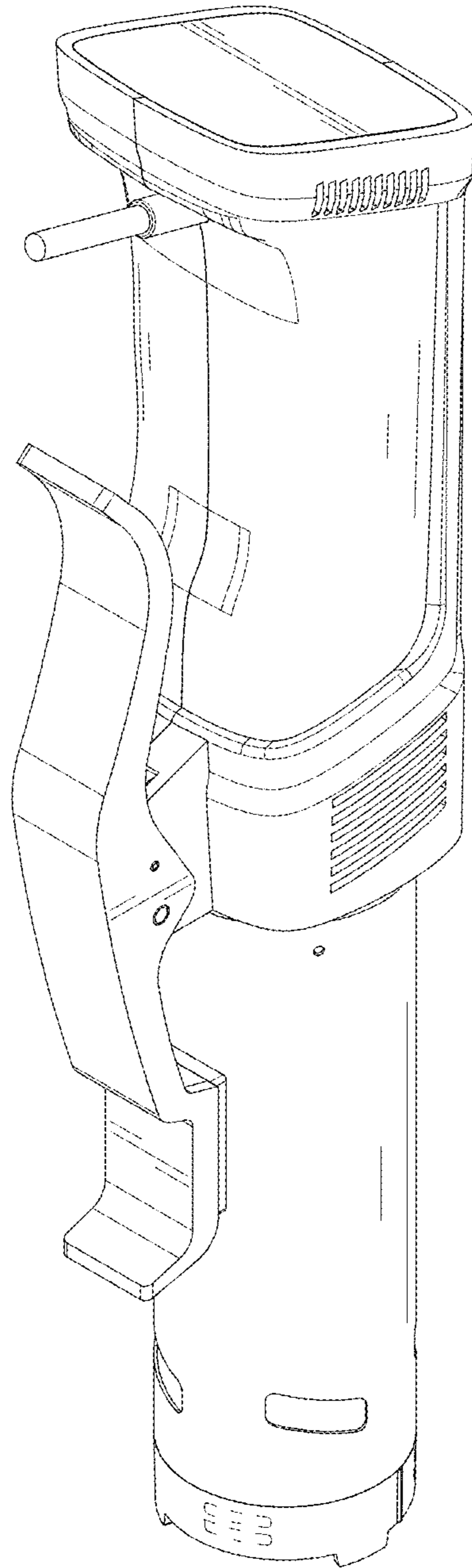


FIG.1

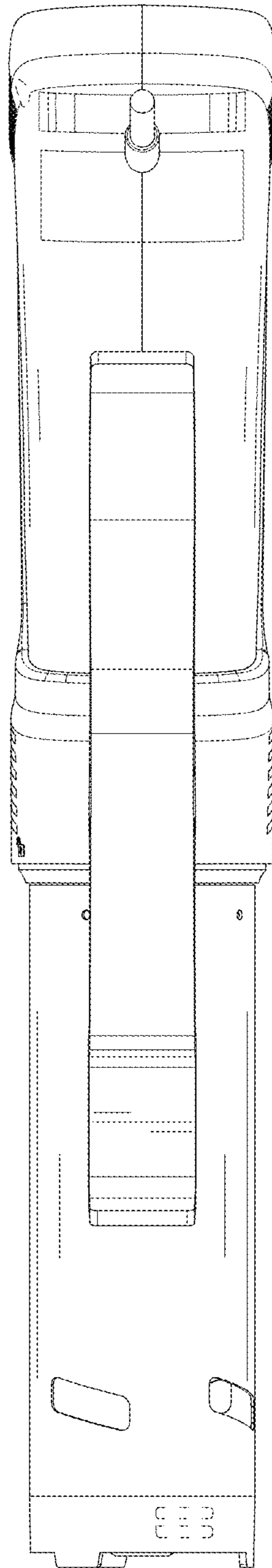


FIG.2

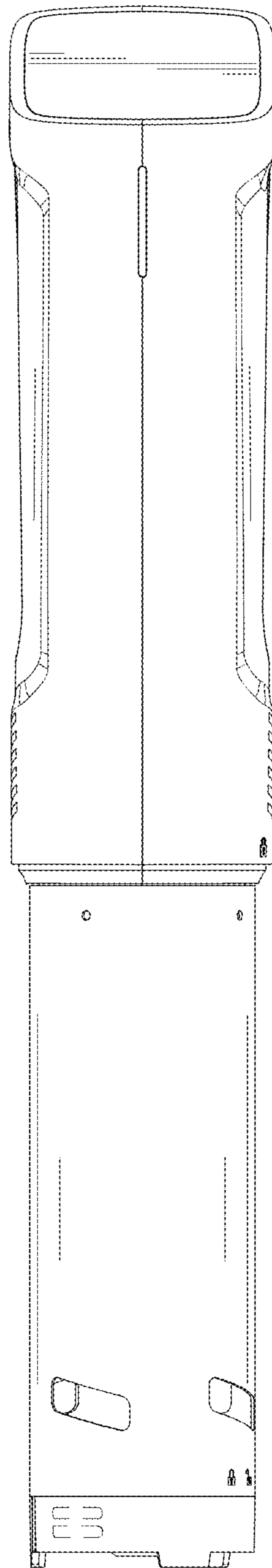


FIG. 3

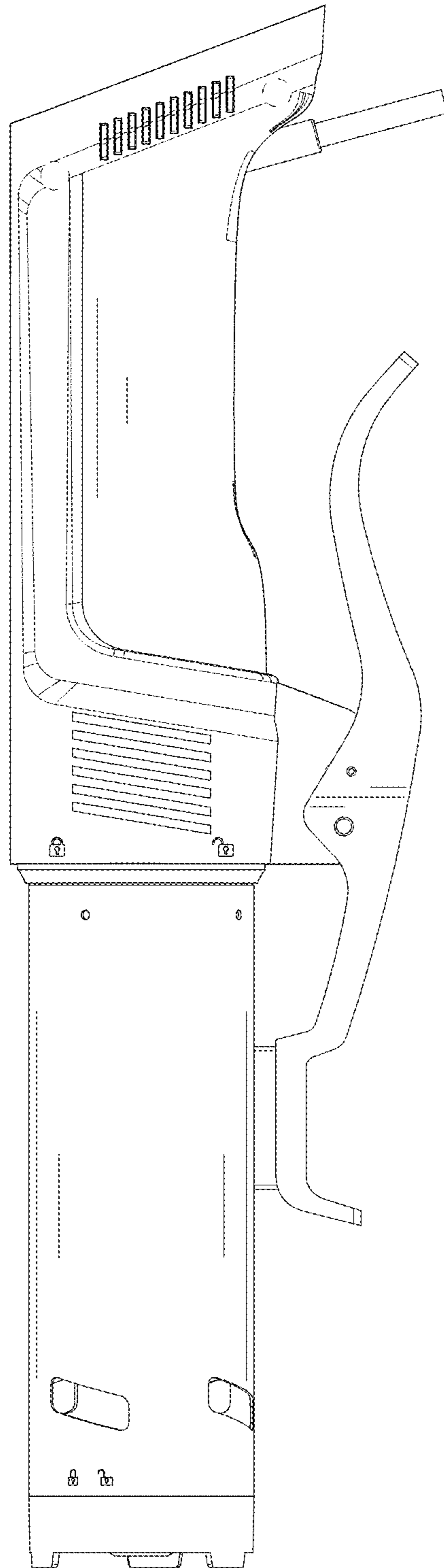


FIG.4

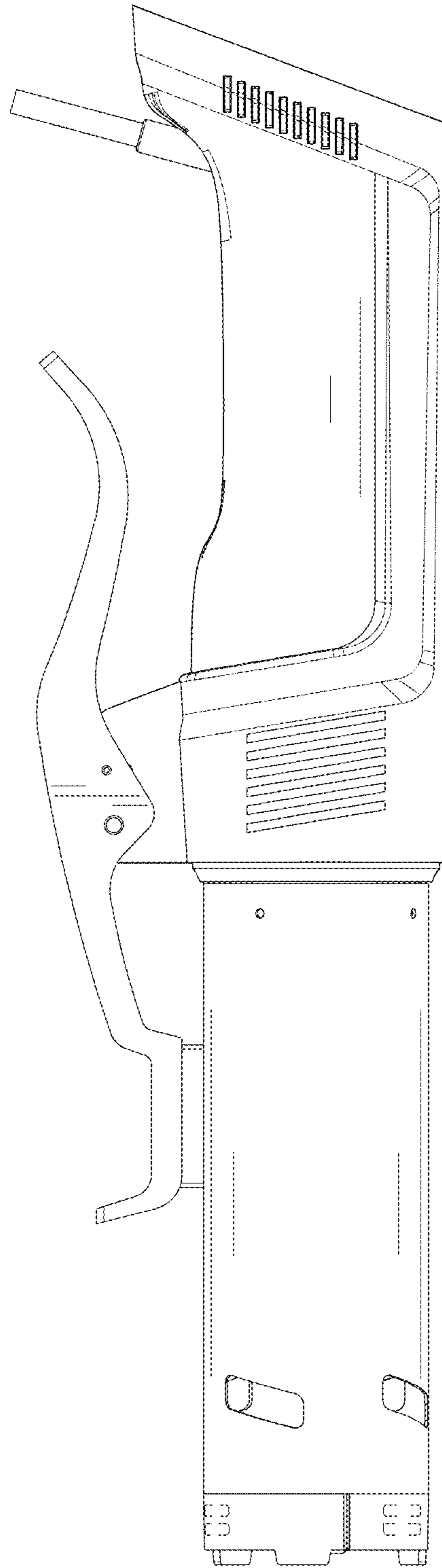


FIG.5

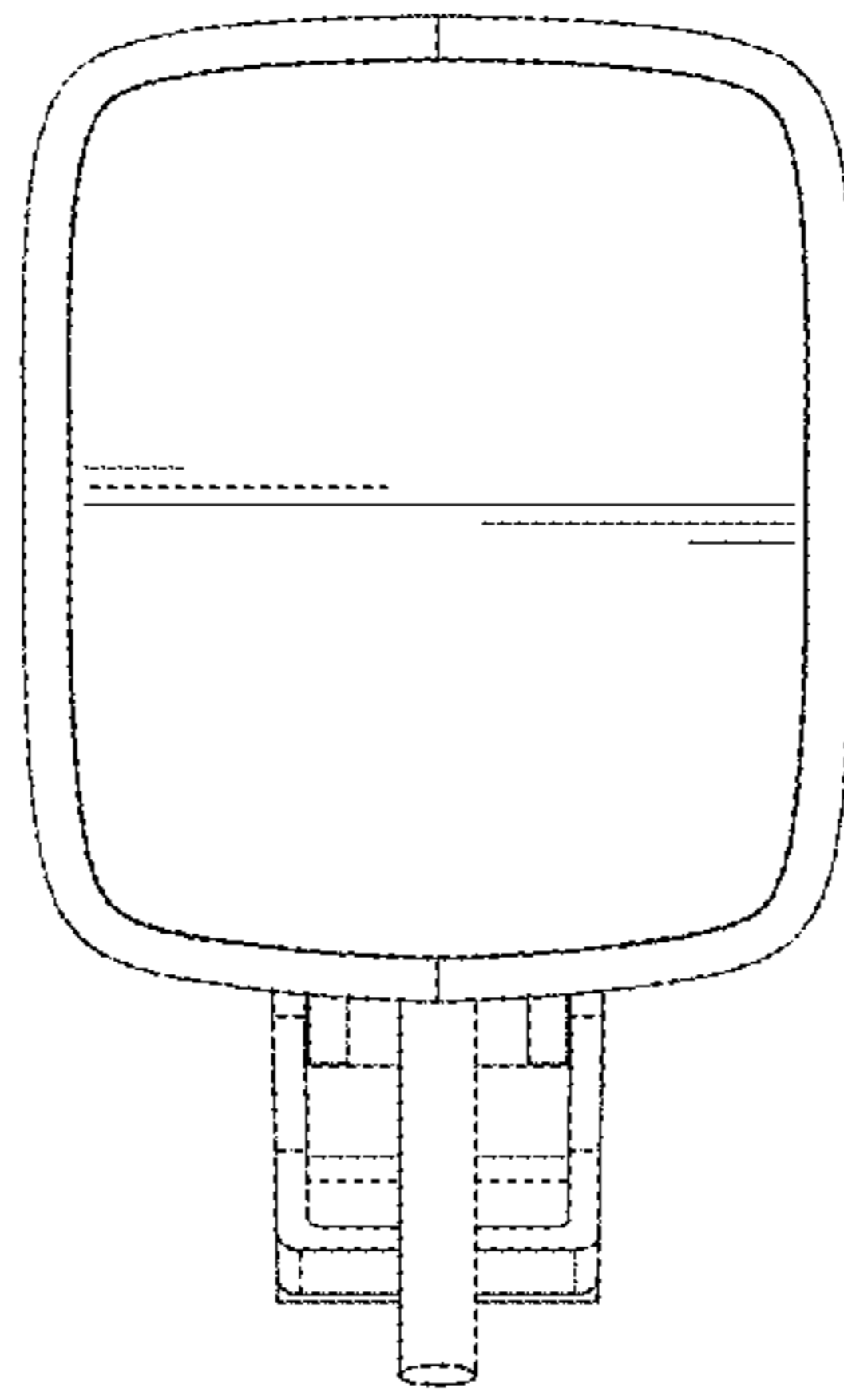


FIG.6

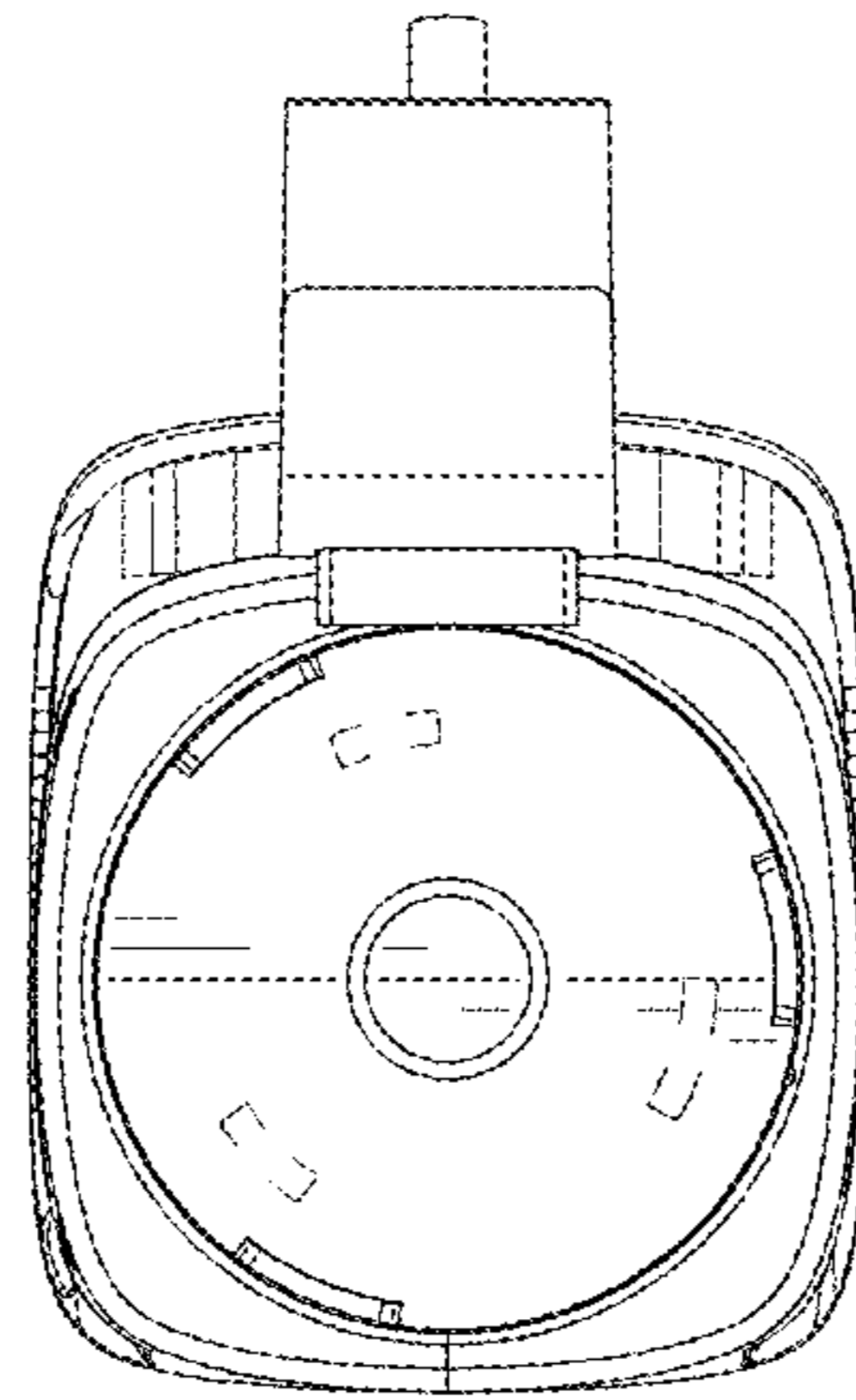


FIG.7