

US00D962683S

(12) **United States Design Patent** (10) **Patent No.:** **US D962,683 S**
Best (45) **Date of Patent:** **** Sep. 6, 2022**

(54) **STACKING BASKETS**
(71) Applicant: **Green Engine Studios, Ltd.**, San Diego, CA (US)
(72) Inventor: **Kirsten Best**, San Diego, CA (US)
(**) Term: **15 Years**
(21) Appl. No.: **29/766,897**
(22) Filed: **Jan. 19, 2021**
(51) **LOC (13) Cl.** **06-06**
(52) **U.S. Cl.**
USPC **D6/677.1**
(58) **Field of Classification Search**
USPC D3/304, 306, 308, 309; D7/601-602;
D6/672-673, 677, 677.1, 702, 705
CPC A47F 5/0018; A47F 5/0043; A47J 47/16;
B65D 1/38; B65D 9/10; B65D 21/02;
B65D 21/0209
See application file for complete search history.

D784,771 S * 4/2017 Goodman D7/584
D786,016 S * 5/2017 Goodman D7/601
D811,170 S * 2/2018 Goodman D7/704
D833,223 S * 11/2018 Wilson D7/601
D849,480 S * 5/2019 Goodman D7/601
D876,170 S * 2/2020 Wilson D7/601
D887,220 S * 6/2020 Gee, II D7/601
D887,221 S * 6/2020 Gee, II D7/601
D887,223 S * 6/2020 Gee, II D7/601
D927,903 S * 8/2021 Park D6/677.1

* cited by examiner

Primary Examiner — Kelley A Donnelly
(74) *Attorney, Agent, or Firm* — Kevin Keener; Stephen Presutti

(57) **CLAIM**

The ornamental design for stacking baskets, as shown and described.

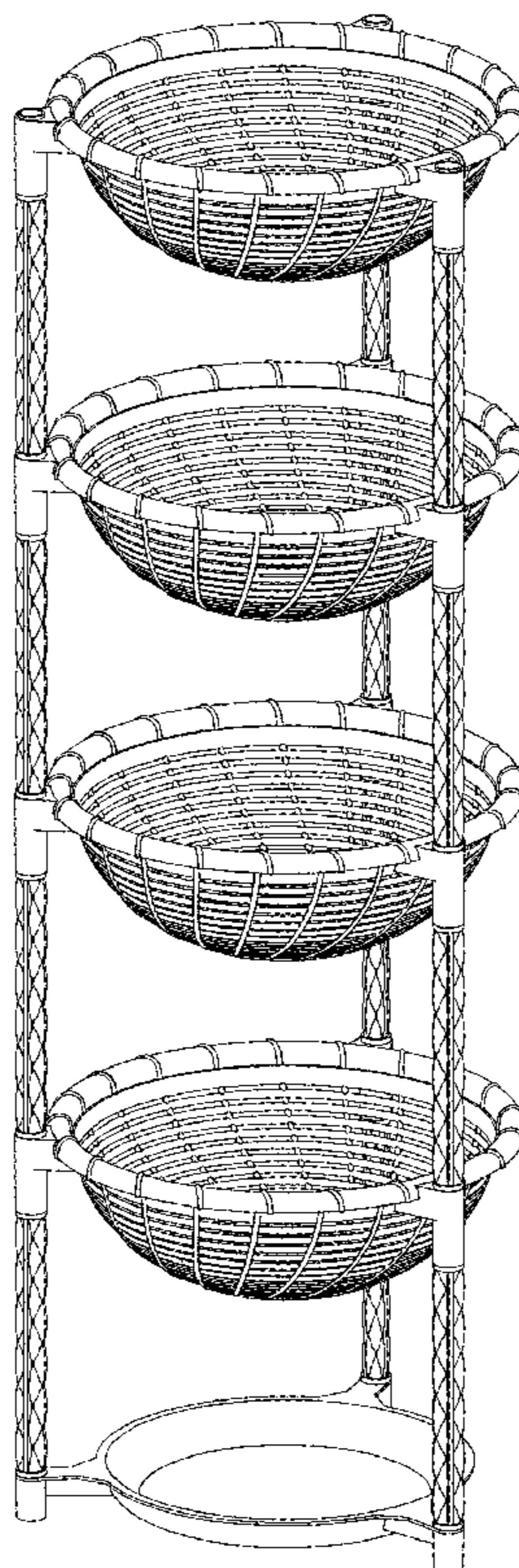
DESCRIPTION

FIG. 1 is a front perspective view of the stacking baskets; FIG. 2 is a side view thereof; FIG. 3 is a partially exploded view thereof; FIG. 4 is an enhanced partially exploded view thereof; FIG. 5 is a front perspective view of a basket; FIG. 6 is a top view thereof; FIG. 7 is a side view thereof; FIG. 8 is a is a front perspective view of a connector; and, FIG. 9 is a side view thereof.

(56) **References Cited**
U.S. PATENT DOCUMENTS

D31,096 S * 6/1899 Vetlesen D6/677.1
D52,255 S * 8/1918 Strong D6/677.1
D213,599 S * 3/1969 Siebel D6/677
D516,815 S * 3/2006 Peller D3/306
D622,961 S * 9/2010 Hertaus D3/306
D634,933 S * 3/2011 Hertaus D3/306
D681,334 S * 5/2013 Goodell D3/312
D771,442 S * 11/2016 Goodman D7/602

1 Claim, 9 Drawing Sheets






FIG. 1

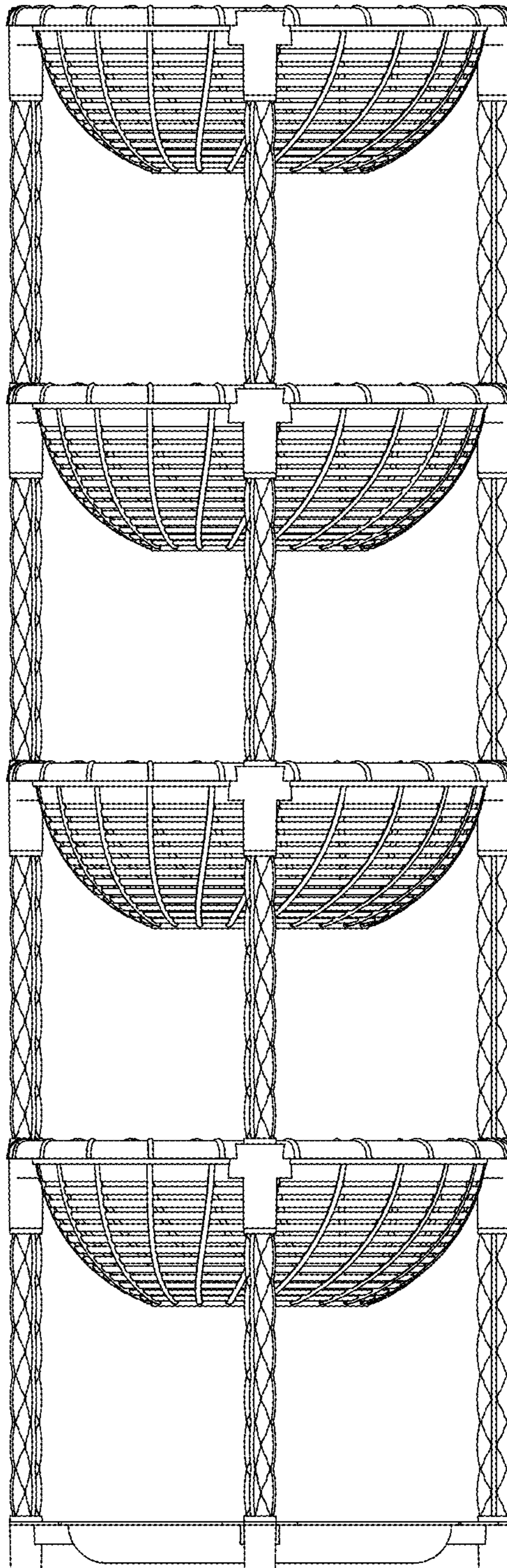


FIG. 2

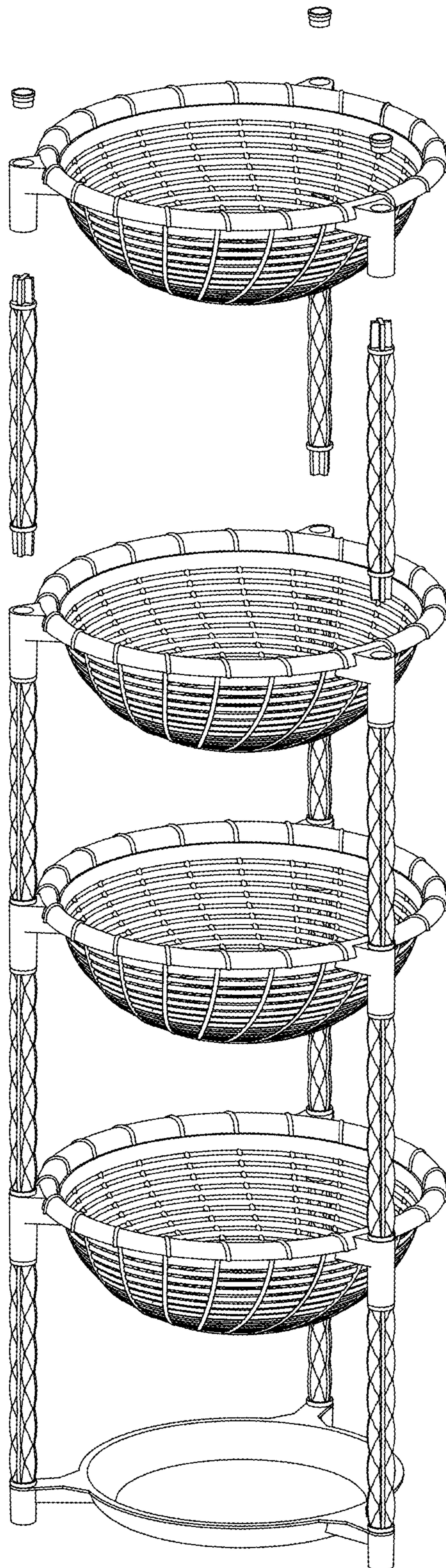


FIG. 3

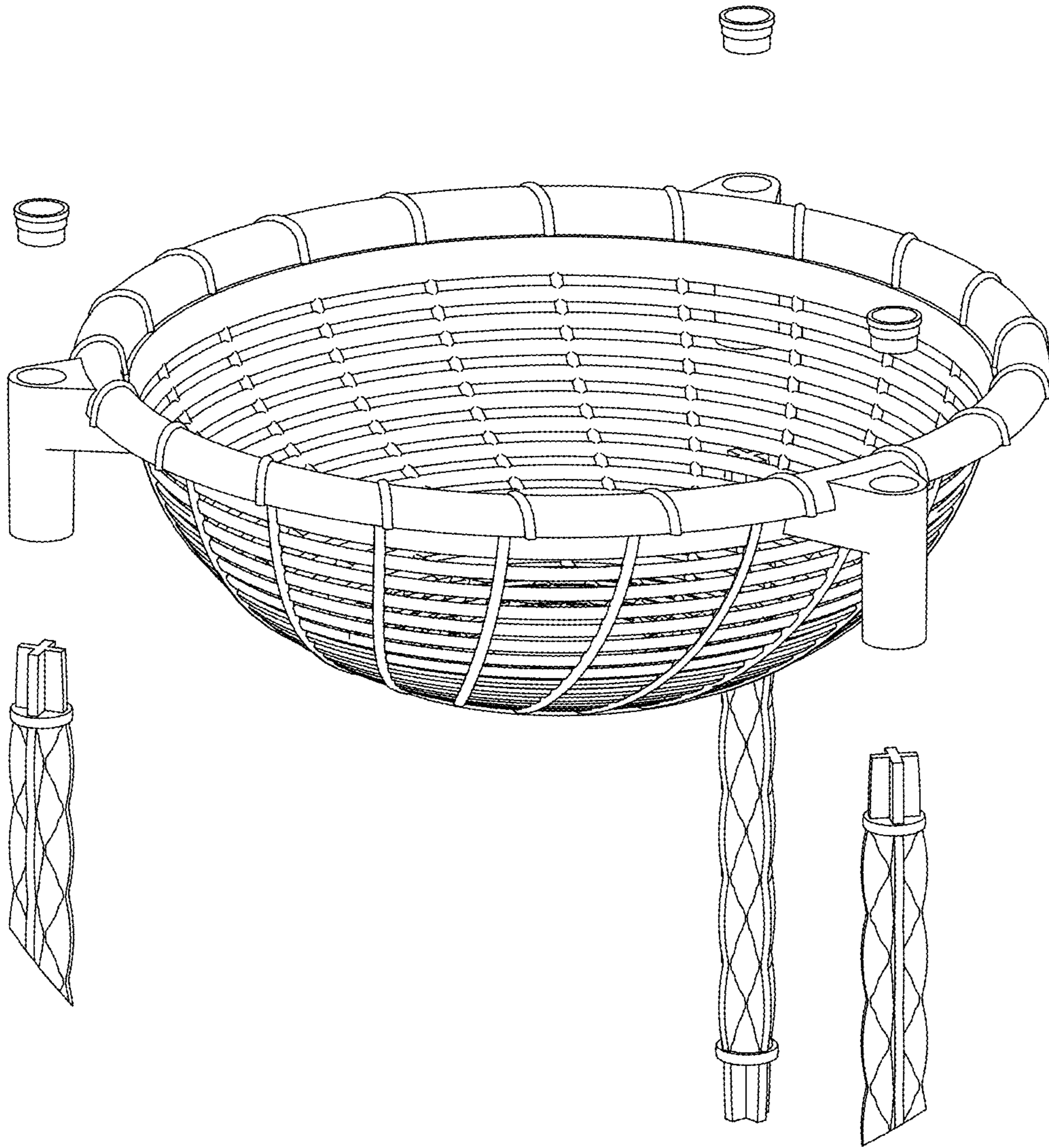


FIG. 4

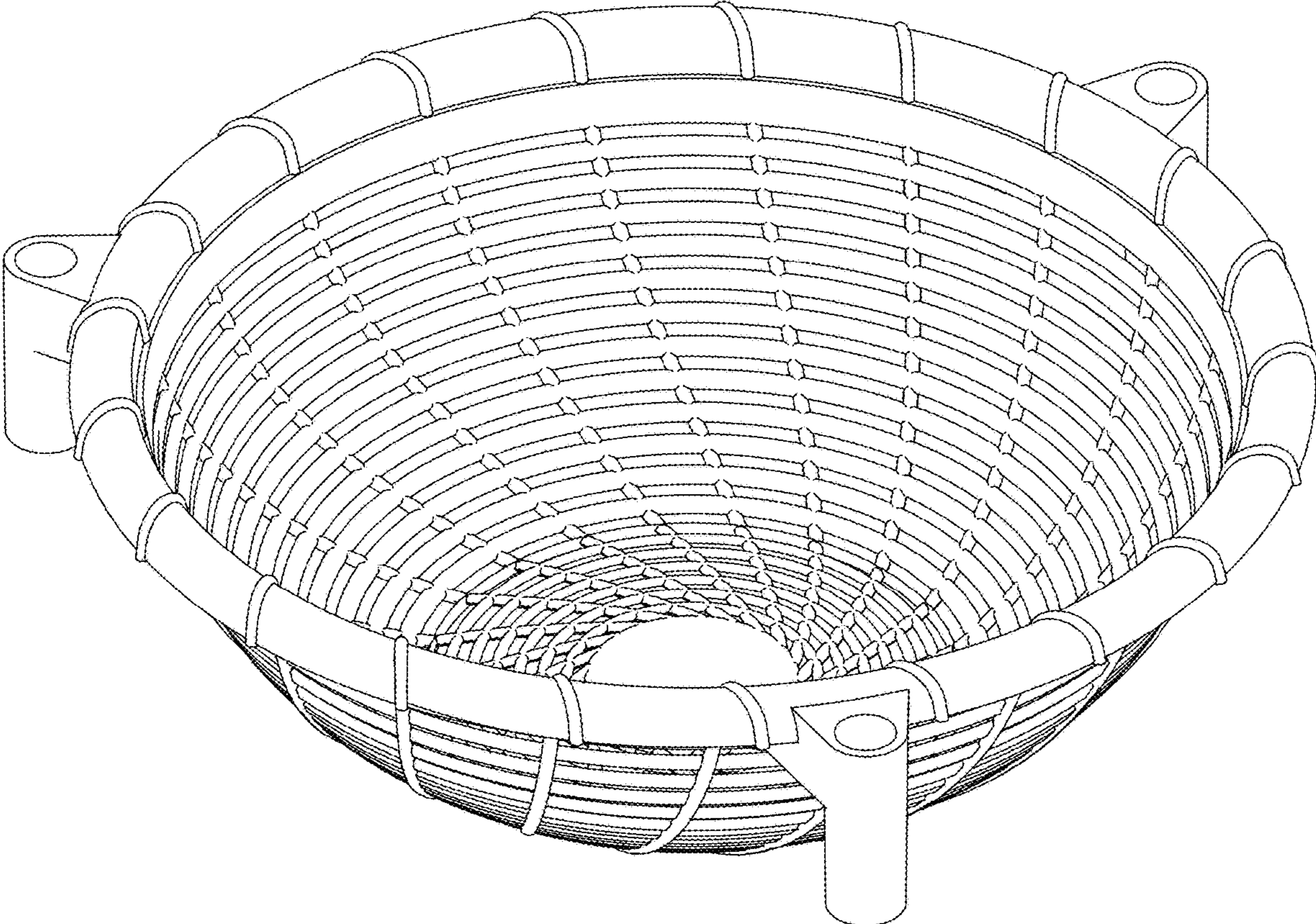


FIG. 5

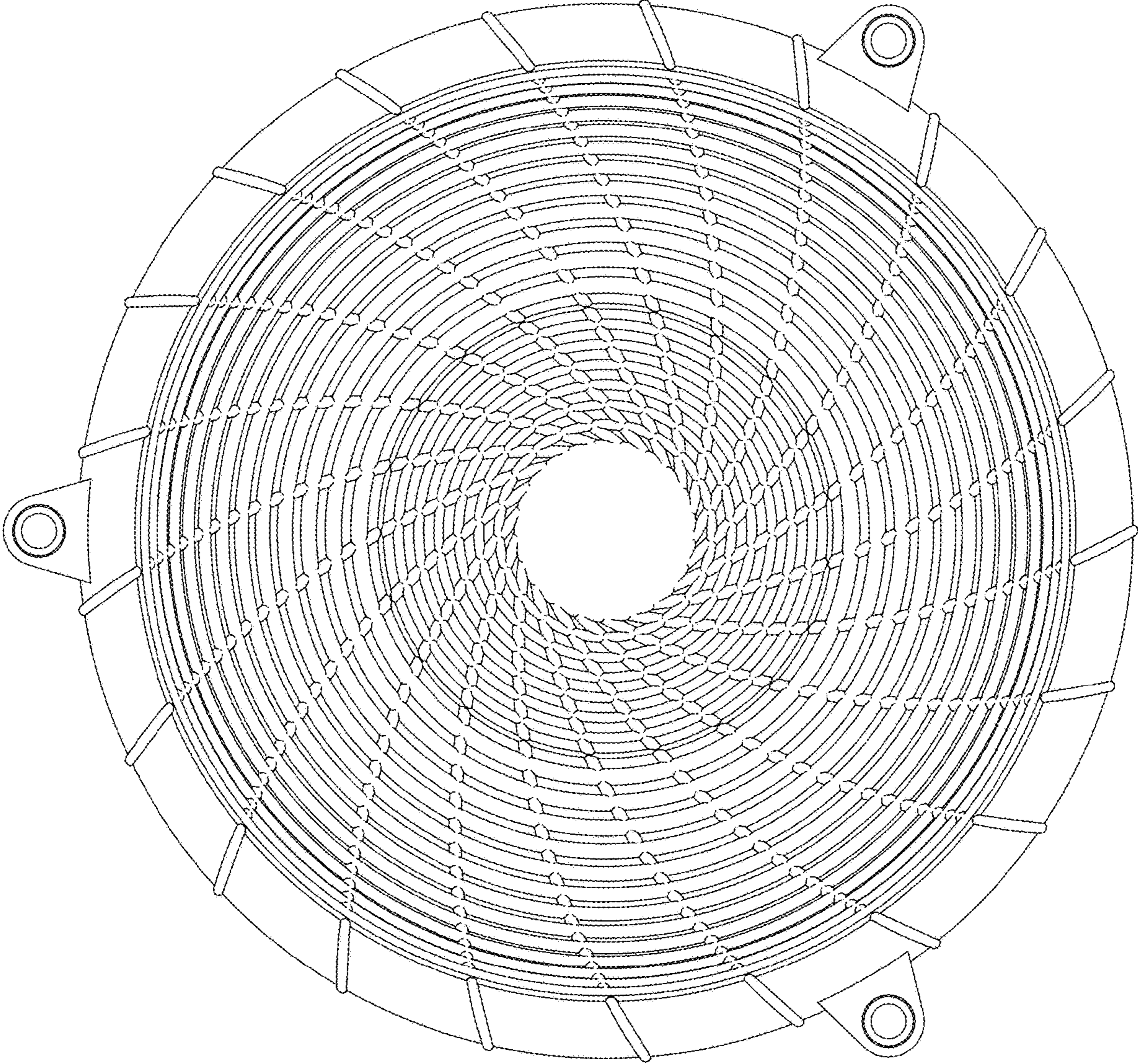


FIG. 6

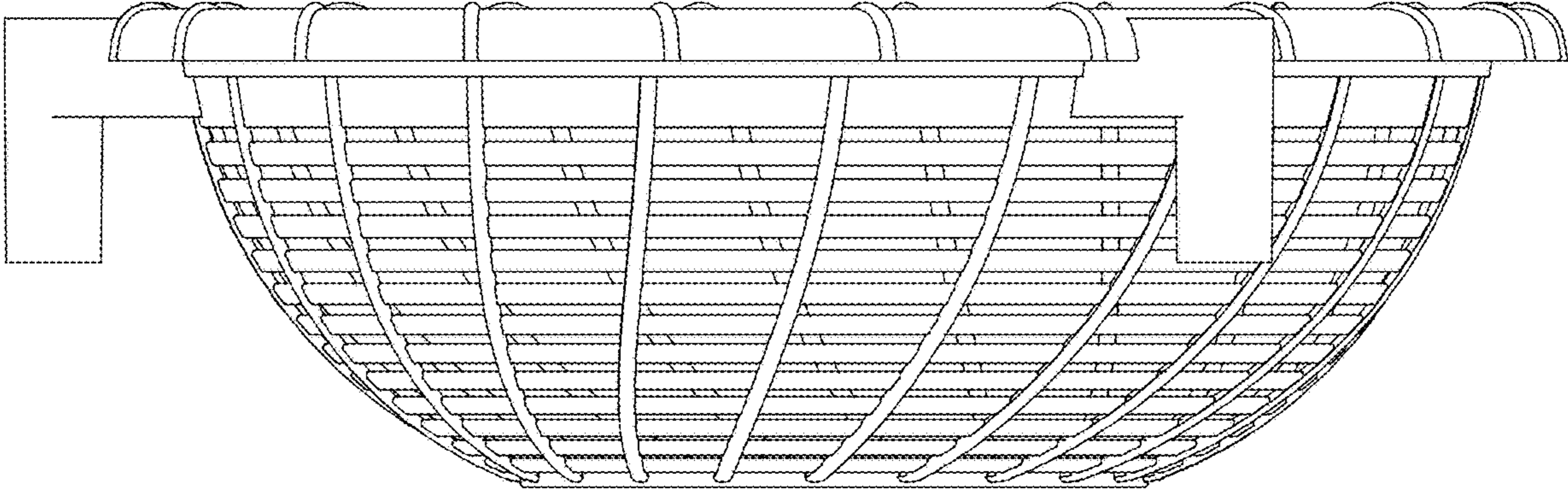


FIG. 7



FIG. 8



FIG. 9