

US00D962677S

(12) **United States Design Patent**
Sun

(10) **Patent No.:** **US D962,677 S**
(45) **Date of Patent:** **** Sep. 6, 2022**

(54) **BATHTUB STICKER**

(71) Applicant: **Xuyi Xinfeiyuan E-commerce Co., Ltd.**, Huaian (CN)

(72) Inventor: **Xiaoyan Sun**, Shenzhen (CN)

(**) Term: **15 Years**

(21) Appl. No.: **29/784,067**

(22) Filed: **May 17, 2021**

(51) **LOC (13) Cl.** **06-11**

(52) **U.S. Cl.**
USPC **D6/584**; D6/592

(58) **Field of Classification Search**
USPC D6/582–585, 587–588, 592, 613;
D23/261; D32/56, 57; D7/388, 389
CPC A47G 27/0206; A47G 27/0225; A47G
27/0231; A47G 27/02
See application file for complete search history.

(56) **References Cited**

U.S. PATENT DOCUMENTS

1,694,640	A *	12/1928	Buttress	E04F 13/04 D25/144
2,534,137	A *	12/1950	Lewis	F16F 1/376 217/53
D230,805	S *	3/1974	Butters	D20/11
3,942,199	A *	3/1976	Kollsman	A47K 3/002 482/30
D398,158	S *	9/1998	Marks	D5/63
D434,913	S *	12/2000	Schmidt	D5/56
D494,403	S *	8/2004	Spencer	D6/583
6,944,963	B2 *	9/2005	Amaru	B43L 13/007 33/645
7,281,343	B2 *	10/2007	Riha	A43B 13/141 D2/960
D587,907	S *	3/2009	Vandenberg	D5/56

D674,099	S	1/2013	Nichols	
D697,693	S *	1/2014	Choi D2/617
D718,812	S	12/2014	Sukhbaatar	

OTHER PUBLICATIONS

“Secopad Anti Slip Shower Stickers 24 PCS Safety Bathtub Strips Adhesive Decals with Premium Scraper for Bath Tub Shower Stairs”, Amazon [online] [retrieved on May 17, 2021] retrieved from Internet <URL: <https://www.amazon.com/dp/B08HPRXGX9> > Originally published on Nov. 12, 2020; p. 11.

* cited by examiner

Primary Examiner — Kevin K Rudzinski
Assistant Examiner — Clare Ann Gannon

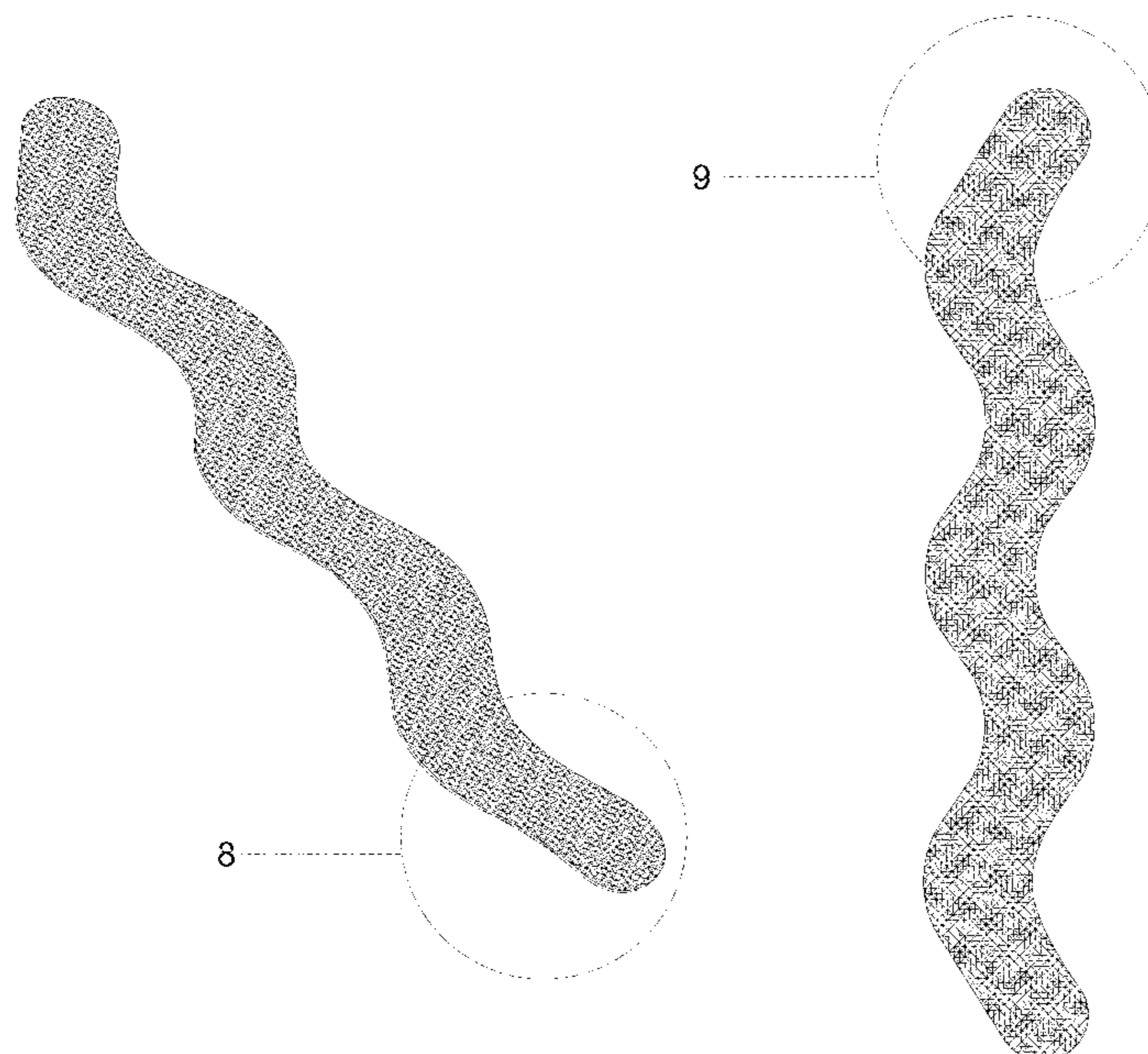
(57) **CLAIM**

The ornamental design for a bathtub sticker, as shown and described.

DESCRIPTION

FIG. 1 is a perspective view of a bathtub sticker;
FIG. 2 is a front view thereof;
FIG. 3 is a rear view thereof;
FIG. 4 is a left side view thereof;
FIG. 5 is a right side view thereof;
FIG. 6 is a top view thereof;
FIG. 7 is a bottom view thereof;
FIG. 8 is a partial enlarged view of the area labeled “8” in FIG. 1 thereof;
FIG. 9 is a partial enlarged view of the area labeled “9” in FIG. 2 thereof; and,
FIG. 10 is a partial enlarged view of the area labeled “10” in FIG. 4 thereof.
The dash dot dash lines in FIGS. 1, 2, 4, 8, 9 and 10 are for the purpose of depicting the boundary lines of the enlarged view and form no part of the claimed design.

1 Claim, 10 Drawing Sheets



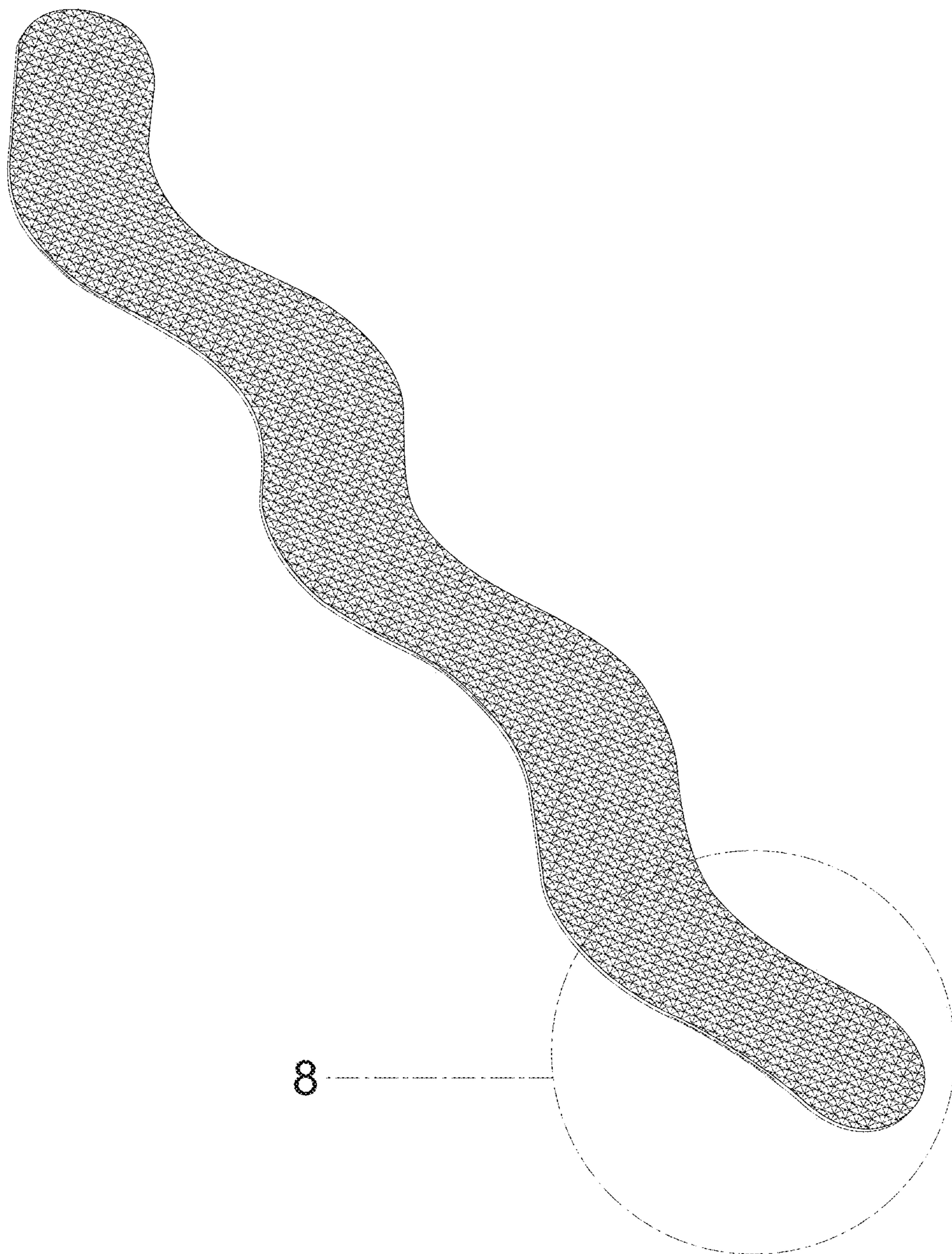


FIG. 1

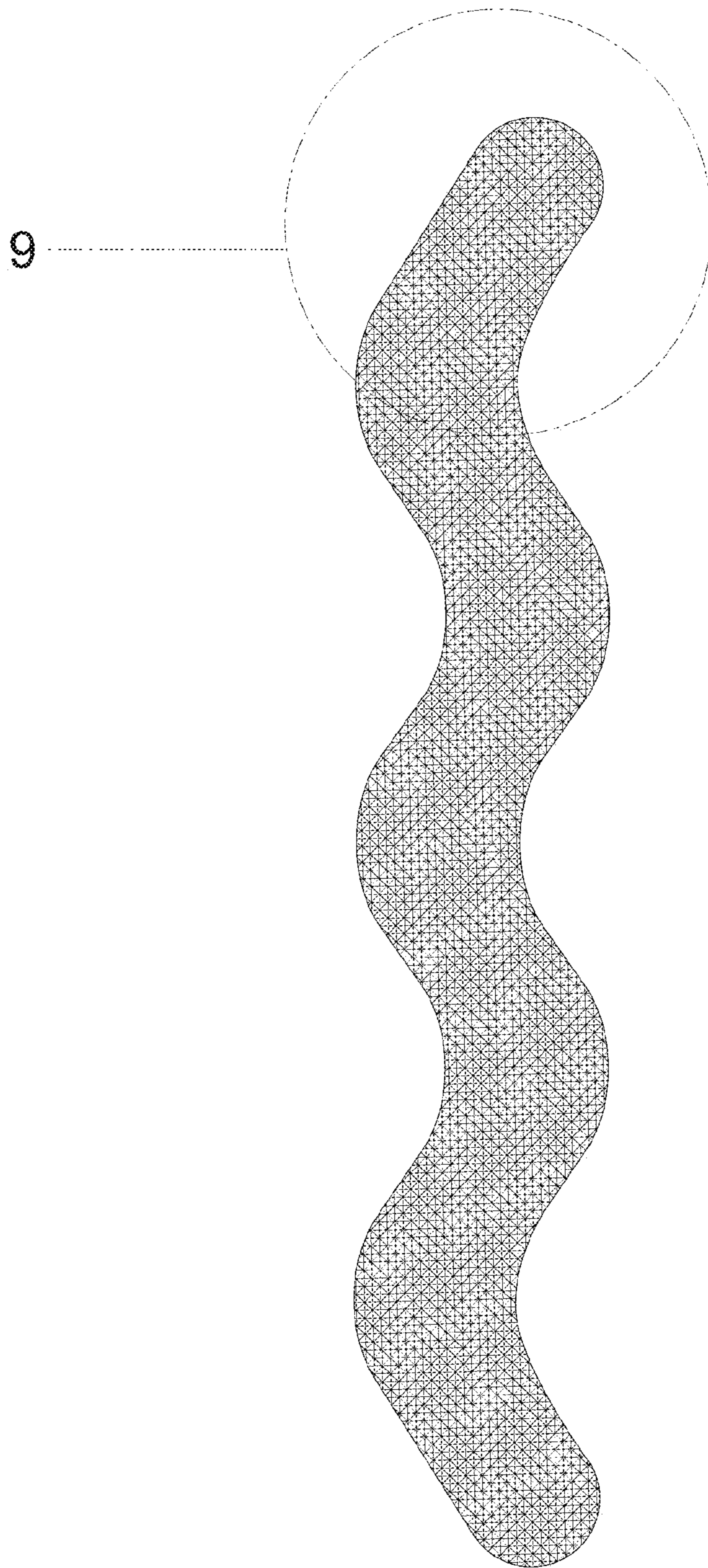


FIG. 2

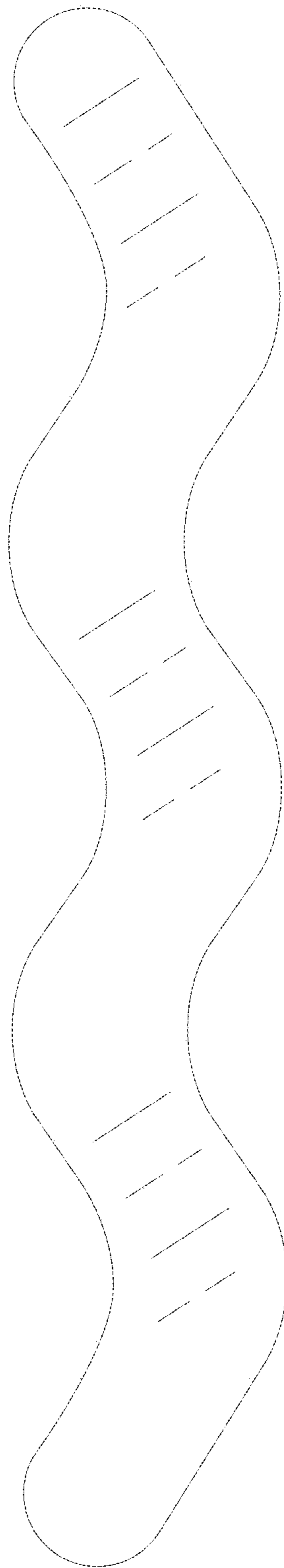


FIG. 3




FIG. 4

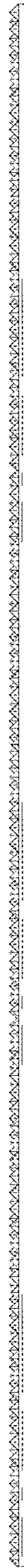


FIG. 5

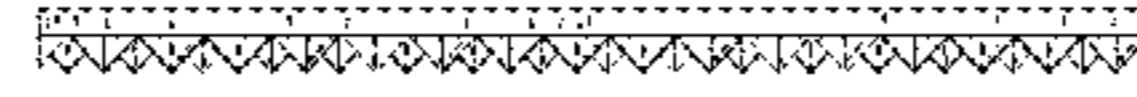


FIG. 6

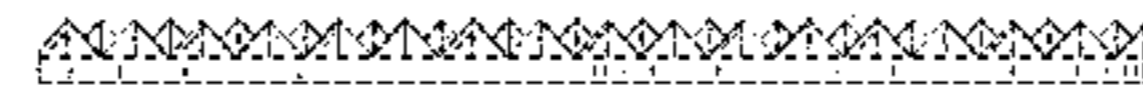


FIG. 7




FIG. 8




FIG. 9




FIG. 10