



US00D962675S

(12) **United States Design Patent**
Jaques, Jr.

(10) **Patent No.:** **US D962,675 S**
(45) **Date of Patent:** **** Sep. 6, 2022**

(54) **WALL-MOUNTABLE RACK WITH A
PLANAR PLATE FOR RECEIVING INDICIA**

(71) Applicant: **Jesse Lee Jaques, Jr.**, Norman, OK
(US)

(72) Inventor: **Jesse Lee Jaques, Jr.**, Norman, OK
(US)

(**) Term: **15 Years**

(21) Appl. No.: **29/746,763**

(22) Filed: **Aug. 17, 2020**

(51) **LOC (13) Cl.** **08-08**

(52) **U.S. Cl.**
USPC **D6/555**

(58) **Field of Classification Search**
USPC D6/553, 555, 323; D8/356, 357-359
CPC A47G 25/10; B65H 75/366; B65H 75/26
See application file for complete search history.

(56) **References Cited**

U.S. PATENT DOCUMENTS

1,058,538	A	4/1913	Boss	
1,449,730	A	3/1923	Casper et al.	
D134,939	S *	2/1943	Churchill	D8/356
D140,566	S *	3/1945	Herrera	D6/683
2,518,328	A *	8/1950	Janonis	A47K 10/3836 211/95
D181,471	S *	11/1957	Heberlein	D6/553
D194,306	S *	1/1963	Kleiman	D6/553
4,700,737	A	10/1987	Nelson	
D322,746	S *	12/1991	Sassano	D8/356
D329,194	S *	9/1992	Gillooly	D8/356
D356,489	S *	3/1995	Scardaoni	D8/359
6,079,675	A	6/2000	Hsu	
6,874,632	B2	4/2005	Thiessen	
D630,446	S *	1/2011	Dammers	D6/323
8,042,699	B2	10/2011	Leichter	

8,074,946	B2	12/2011	Goetz	
D684,846	S *	6/2013	DePhillips	D8/356
D716,640	S *	11/2014	Martinson	D8/356
9,161,644	B2	10/2015	Williams	
10,264,896	B2 *	4/2019	Petner	A47F 7/06
D860,678	S *	9/2019	Montalvo	D6/553
2004/0226857	A1 *	11/2004	Wright	B65H 75/14 206/713
2017/0022020	A1	1/2017	Evans	
2018/0354744	A1 *	12/2018	Noh	B65H 75/366

OTHER PUBLICATIONS

Dial Hose Hanger, available in designbythem.com, earliest available date Oct. 27, 2014 Year 2014 [online], Retrieved on Feb. 1, 2022 from URL: <https://www.designbythem.com/collections/outdoor/products/dial-hose-hanger?variant=7824661676060> (Year: 2014).*

(Continued)

Primary Examiner — Vy N Koenig
Assistant Examiner — Michelle M Reeves
(74) *Attorney, Agent, or Firm* — Robert H. Frantz


(57) **CLAIM**

I claim the ornamental design for a wall-mountable rack with a planar plate for receiving indicia, as shown and described.

DESCRIPTION

FIG. 1 is a perspective view of my new design for a wall-mountable rack with a planar plate for receiving indicia;
FIG. 2 is a rear view thereof;
FIG. 3 is a front view thereof;
FIG. 4 is a top view thereof;
FIG. 5 is a bottom view thereof;
FIG. 6 is a right side view thereof; and,
FIG. 7 is left side view thereof.

1 Claim, 7 Drawing Sheets



(56)

References Cited

OTHER PUBLICATIONS

Circle Wall Hook, available in etsy.com, customer review oldest date Apr. 22, 2019 [online], Retrieved on Feb. 2, 2022 from URL: <https://www.etsy.com/listing/613732547/> (Year: 2019).*

thesaurus.com; “planar”, retrieved on Aug. 5, 2020 from <https://www.thesaurus.com>.

USPTO; first Office Action dated Apr. 12, 2021 in related U.S. Appl. No. 16/995,440, filed Aug. 17, 2020, by Jesse Lee Jaques.

Jaques, J.; reply and amendment to first Office Action submitted on Jul. 12, 2021 in related U.S. Appl. No. 16/995,440, filed Aug. 17, 2020, by Jesse Lee Jaques.

USPTO; second Office Action dated Oct. 7, 2021 in related U.S. Appl. No. 16/995,440, filed Aug. 17, 2020, by Jesse Lee Jaques.

Ruby, C.W.; U.S. Pat. No. 603,207, issued on Apr. 26, 1898. (Note: this autoload PDF form will not accept a 6-digit older patent number in the US Patents section).

* cited by examiner




FIG. 1

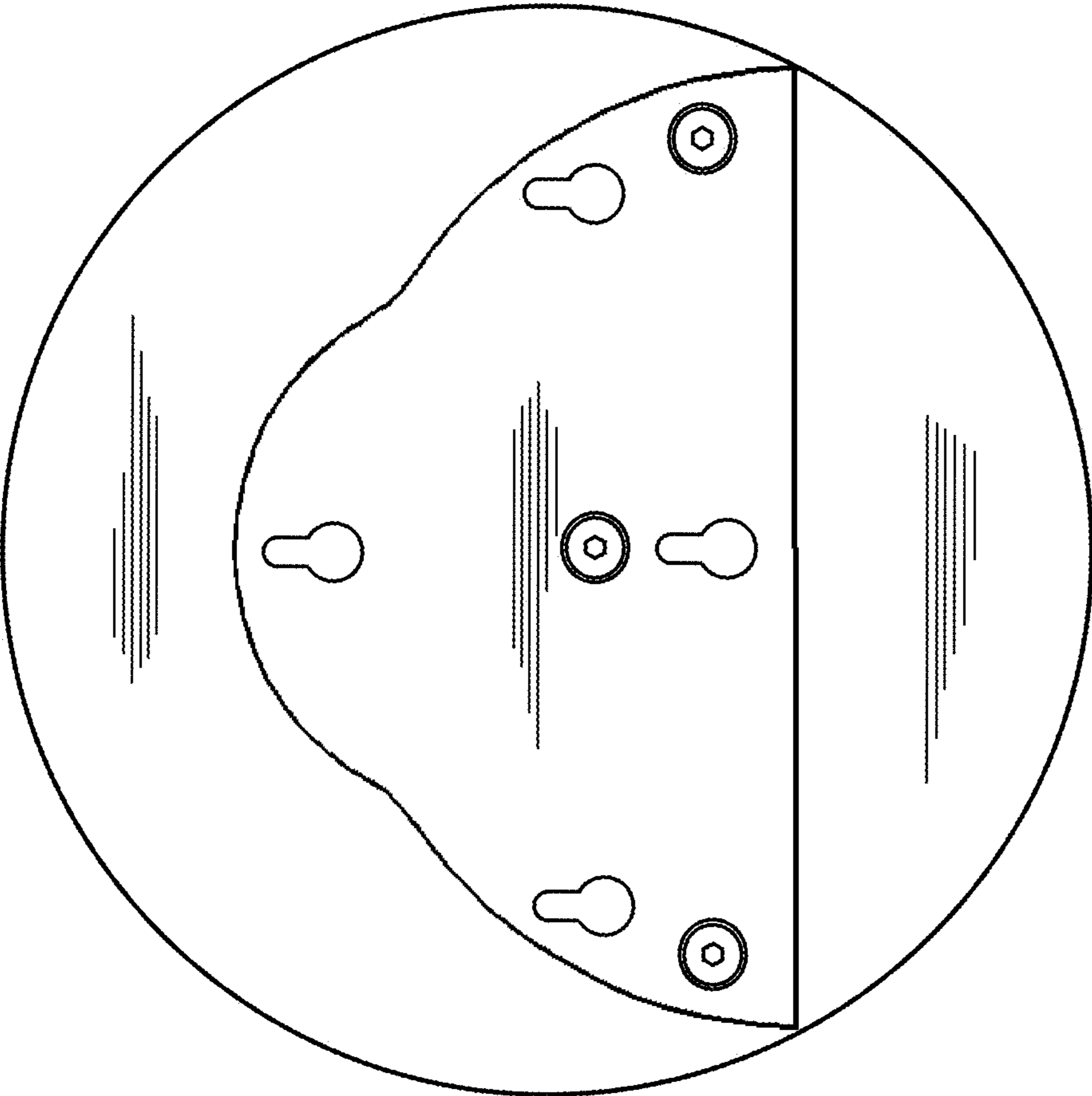


FIG. 2

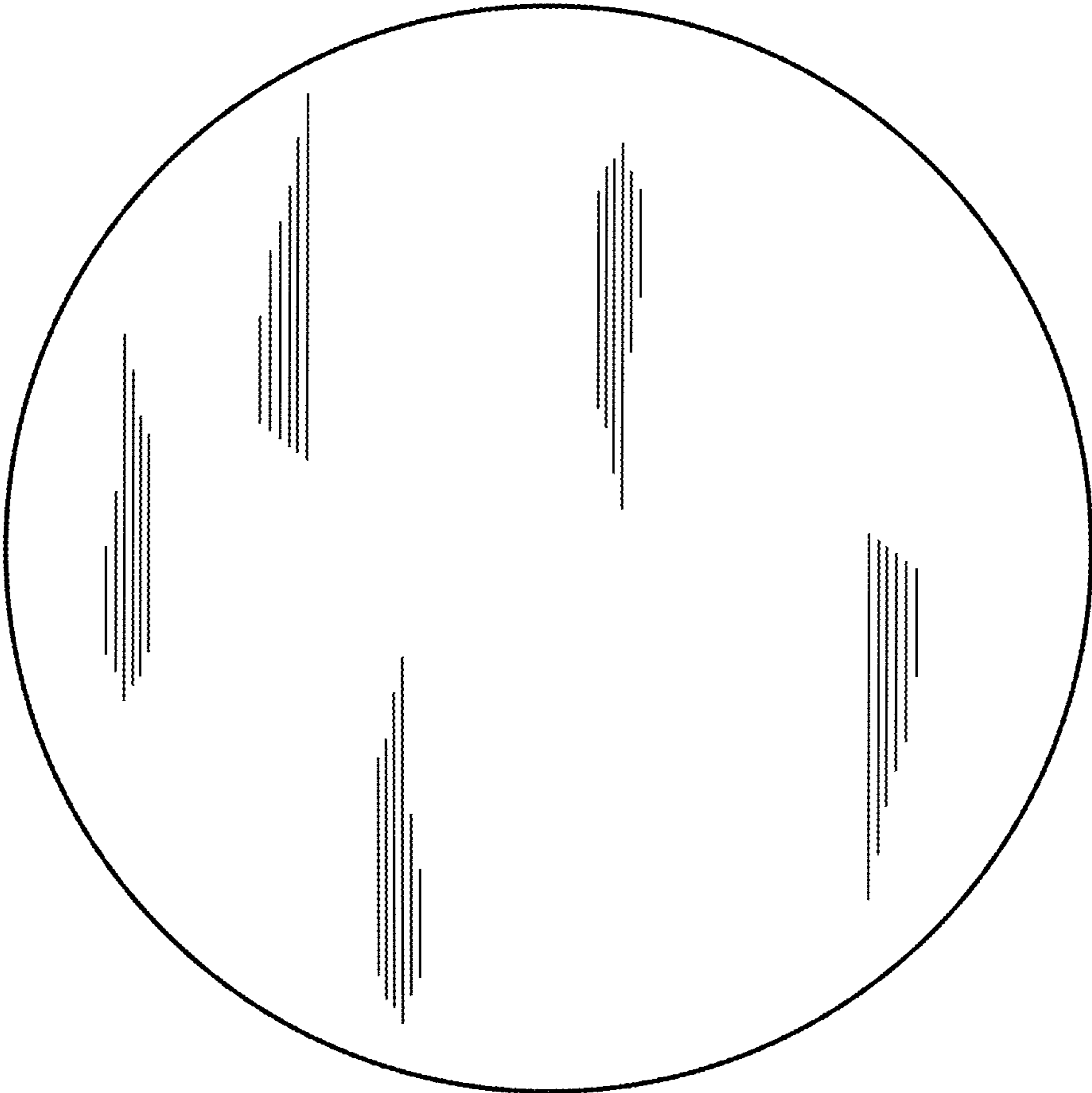


FIG. 3

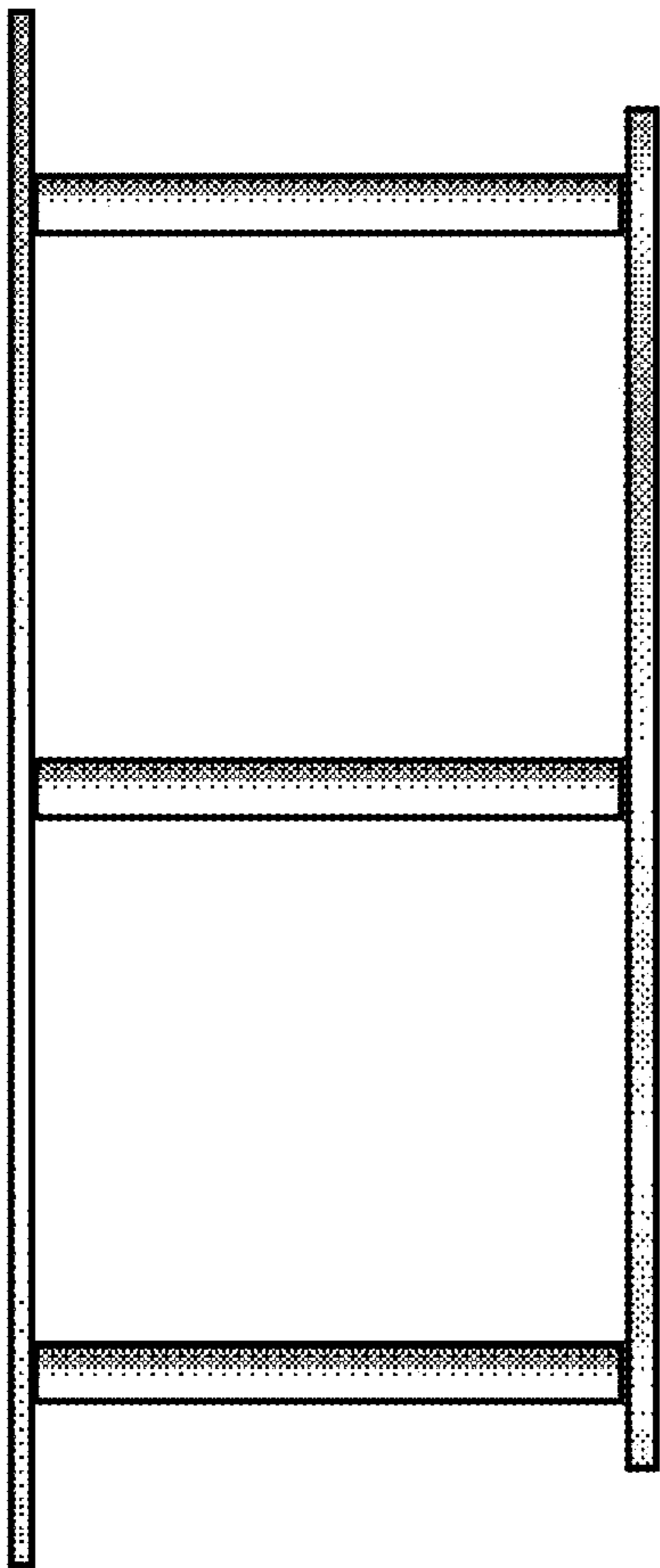


FIG. 4

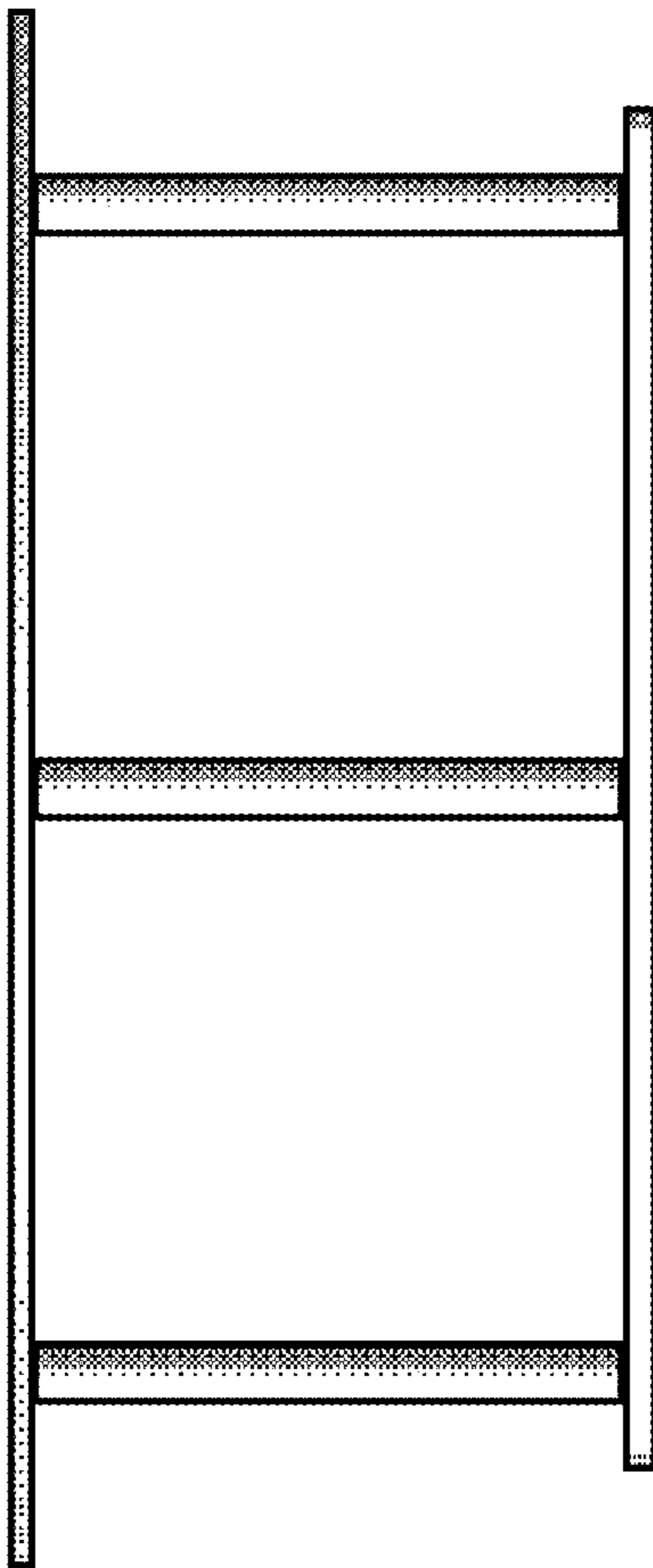


FIG. 5

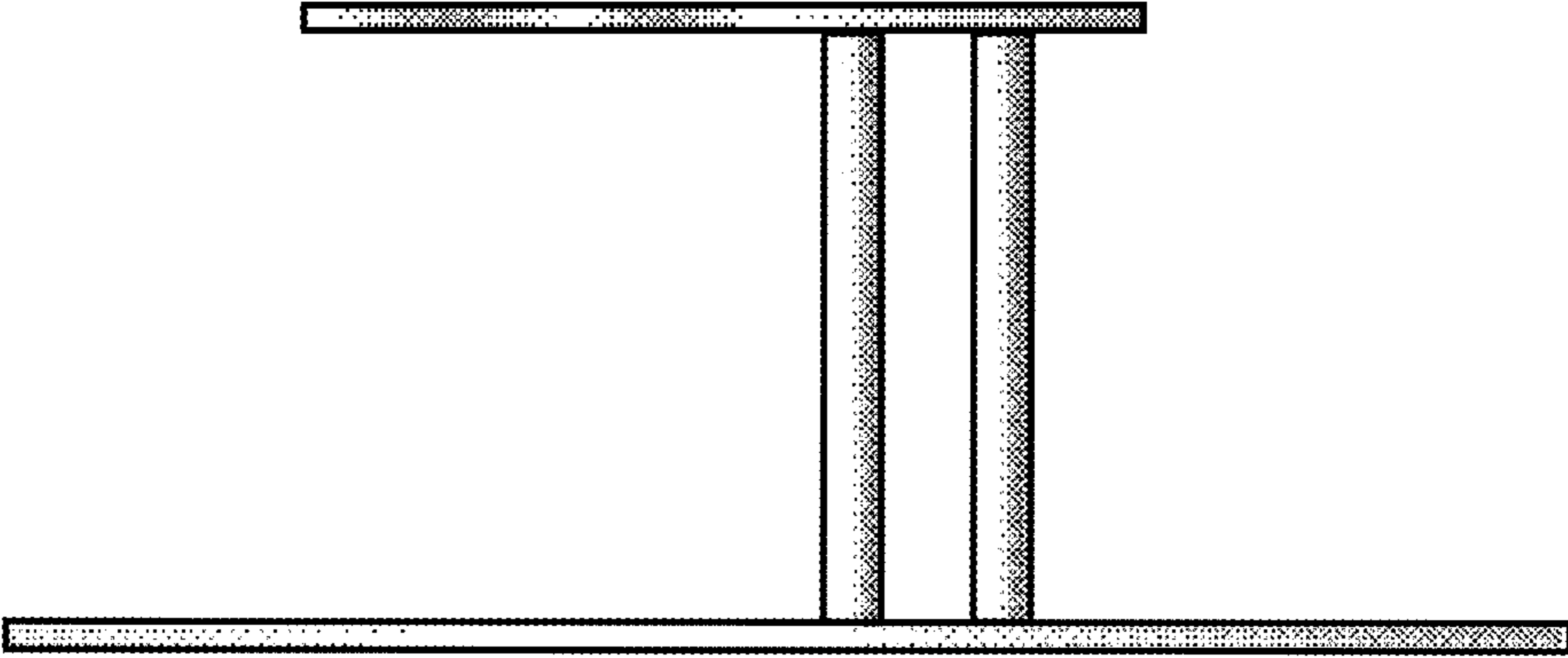


FIG. 6

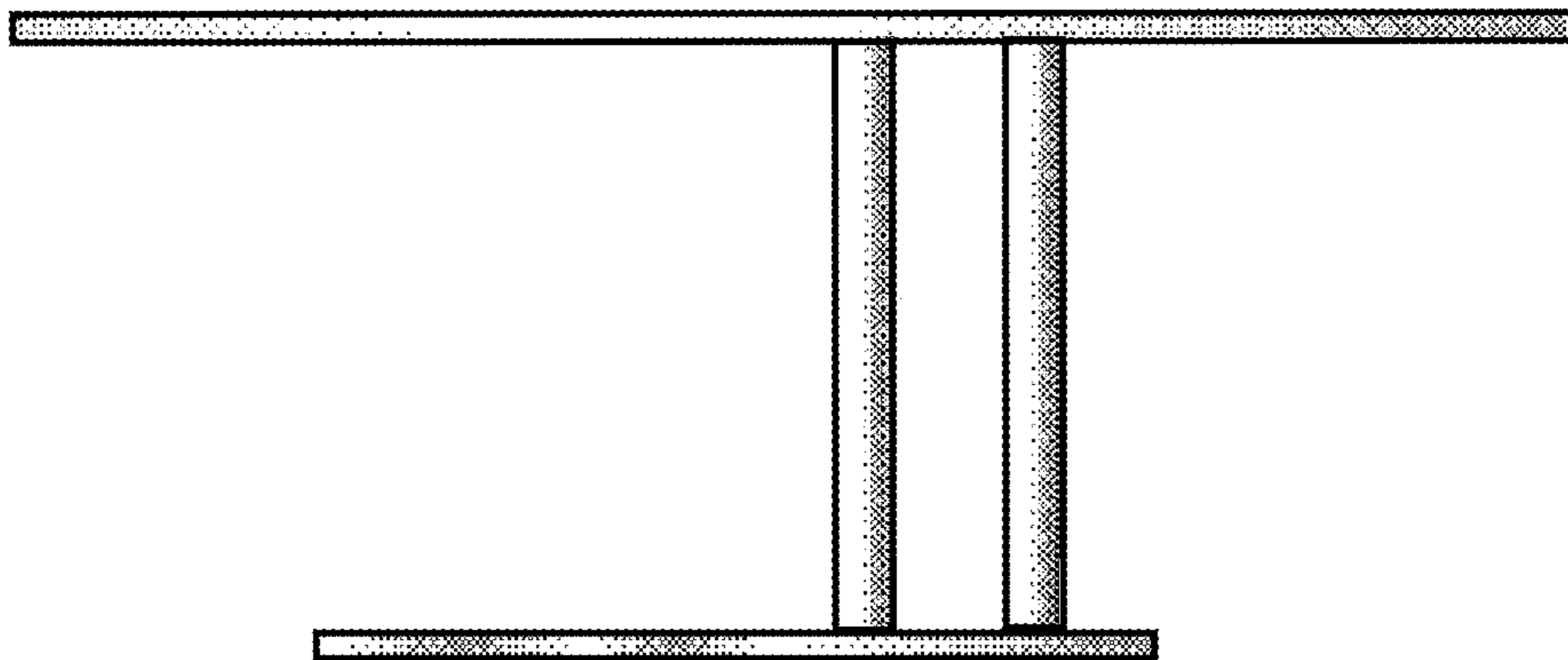


FIG. 7