



US00D962657S

(12) **United States Design Patent**  
**Jing**

(10) **Patent No.:** **US D962,657 S**

(45) **Date of Patent:** **\*\* Sep. 6, 2022**

(54) **MIRROR**

D897,697 S \* 10/2020 Liu ..... D6/310  
D905,440 S \* 12/2020 Yang ..... D6/310  
D907,375 S \* 1/2021 Liang ..... D6/312

(Continued)

(71) Applicant: **Ningbo Forward Plastic Co., Ltd,**  
Yuyao (CN)

FOREIGN PATENT DOCUMENTS

(72) Inventor: **Weilie Jing,** Shenzhen (CN)

CN 306508304 \* 10/2020  
CN 306701507 \* 3/2021

(73) Assignee: **Ningbo Forward Plastic Co., Ltd,**  
Yuyao (CN)

(Continued)

(\*\*) Term: **15 Years**

OTHER PUBLICATIONS

(21) Appl. No.: **29/726,002**

Vanity Mirror with Lights [online], [site visited Sep. 20, 2021].  
Available from internet, URL: <<https://www.amazon.com/dp/B08XVWBQNQ>> (Year: 2018).\*

(22) Filed: **Feb. 28, 2020**

(Continued)

(51) **LOC (13) Cl.** ..... **06-07**

(52) **U.S. Cl.**

USPC ..... **D6/310; D6/300**

(58) **Field of Classification Search**

USPC ..... D6/300, 301, 302, 303, 304, 307, 308,  
D6/309, 310, 311, 312, 313, 314;  
D28/64.1-64.7; D14/336, 341, 371, 372,  
D14/374, 381, 382, 448, 450; D19/113,  
D19/114; D20/10, 27, 42

CPC ..... A45D 42/00; A45D 42/10; A45D 42/16;  
A45D 42/20; A45D 42/24; A47G 1/00;  
A47G 1/02; A47G 1/04; A47G 1/0622;  
B60J 3/0282

See application file for complete search history.

*Primary Examiner* — Cynthia Ramirez

*Assistant Examiner* — Xavier Marti-Santos

(74) *Attorney, Agent, or Firm* — Dragon Sun Law Firm,  
PC; Jinggao Li, Esq.; Nathaniel Perkins

(57)

**CLAIM**

The ornamental design for a mirror, as shown and described.

**DESCRIPTION**

FIG. 1 is a perspective view in an open position of a mirror showing my new design;

FIG. 2 is a front view in the open position thereof;

FIG. 3 is a rear view in the open position thereof;

FIG. 4 is a left side view in the open position thereof;

FIG. 5 is a right side view in the open position thereof;

FIG. 6 a top view in the open position thereof;

FIG. 7 is a bottom view in the open position thereof;

FIG. 8 is a perspective view in a closed position thereof; and,  
FIG. 9 is front view in a closed position thereof.

The broken lines in the drawings illustrate portions of the mirror and form no part of the claimed design.

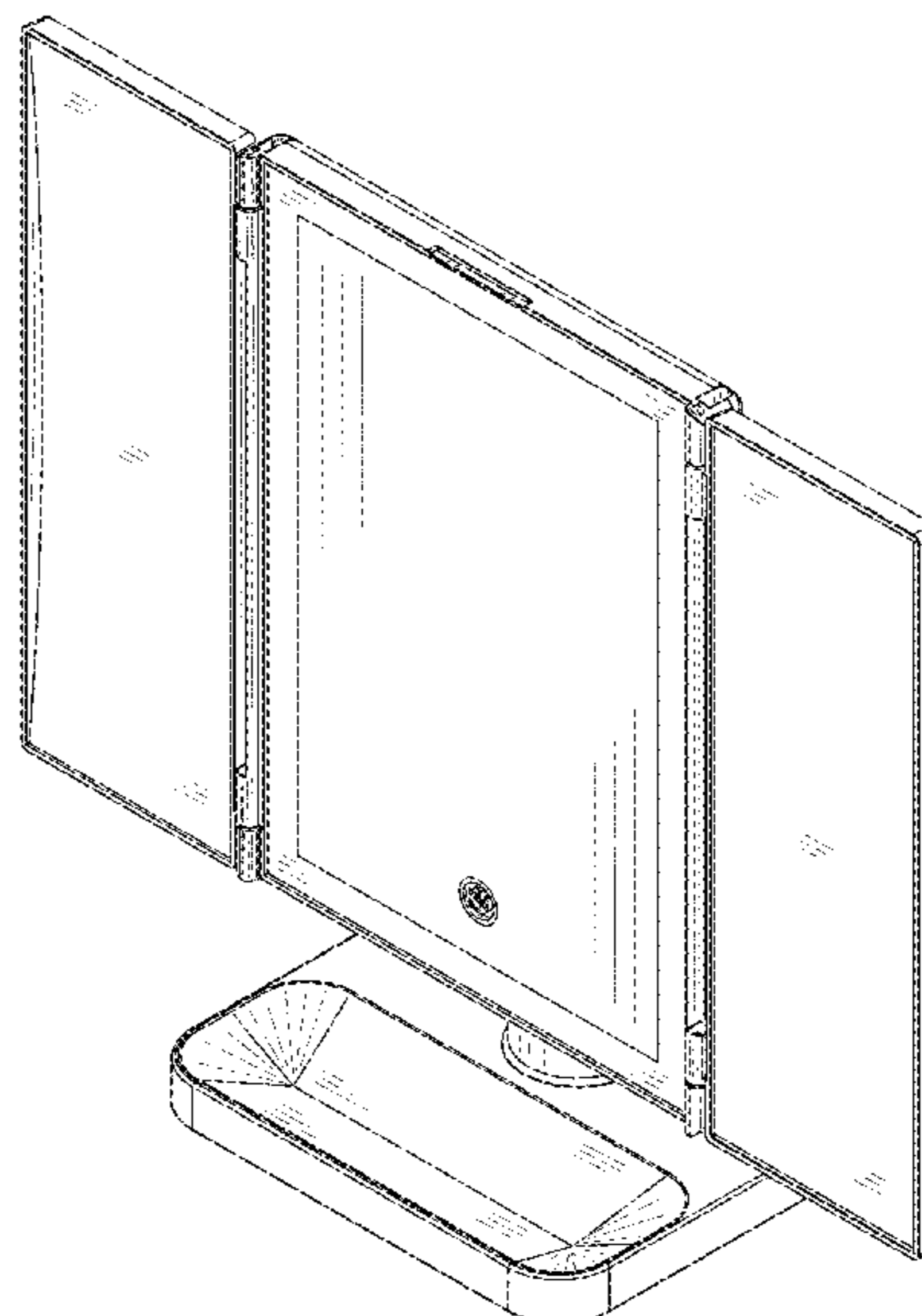
(56)

**References Cited**

U.S. PATENT DOCUMENTS

D825,205 S \* 8/2018 Liu ..... D6/310  
D833,762 S \* 11/2018 Liu ..... D6/310  
D861,356 S \* 10/2019 Zhu ..... D6/310  
D865,374 S \* 11/2019 Yang ..... D6/310  
D874,836 S \* 2/2020 Li ..... D6/312  
D882,965 S \* 5/2020 Liu ..... D6/302  
D886,469 S \* 6/2020 Liu ..... D6/310  
D895,986 S \* 9/2020 Yang ..... D6/312  
D897,696 S \* 10/2020 Zhou ..... D6/310

**1 Claim, 9 Drawing Sheets**



(56)

**References Cited**

U.S. PATENT DOCUMENTS

D927,862 S \* 8/2021 Yang ..... D6/302  
D935,792 S \* 11/2021 Li ..... D6/302  
D946,909 S \* 3/2022 Yu ..... D6/310

FOREIGN PATENT DOCUMENTS

GB 9007516174-0001 \* 1/2020  
GB 9007516174-0002 \* 1/2020

OTHER PUBLICATIONS

Vanity magnifying mirror [online], [site visited Sep. 20, 2021].  
Available from internet, URL: <[https://chinaforward.en.alibaba.com/product/1600278985543-816077106/180\\_universal\\_rotating\\_professional\\_convenient\\_bright\\_intelligent\\_led\\_makeup\\_vanity\\_magnifying\\_mirror\\_with\\_light.ht13.13.216d5860U5hVsK](https://chinaforward.en.alibaba.com/product/1600278985543-816077106/180_universal_rotating_professional_convenient_bright_intelligent_led_makeup_vanity_magnifying_mirror_with_light.ht13.13.216d5860U5hVsK)> (Year: 2021).\*

\* cited by examiner

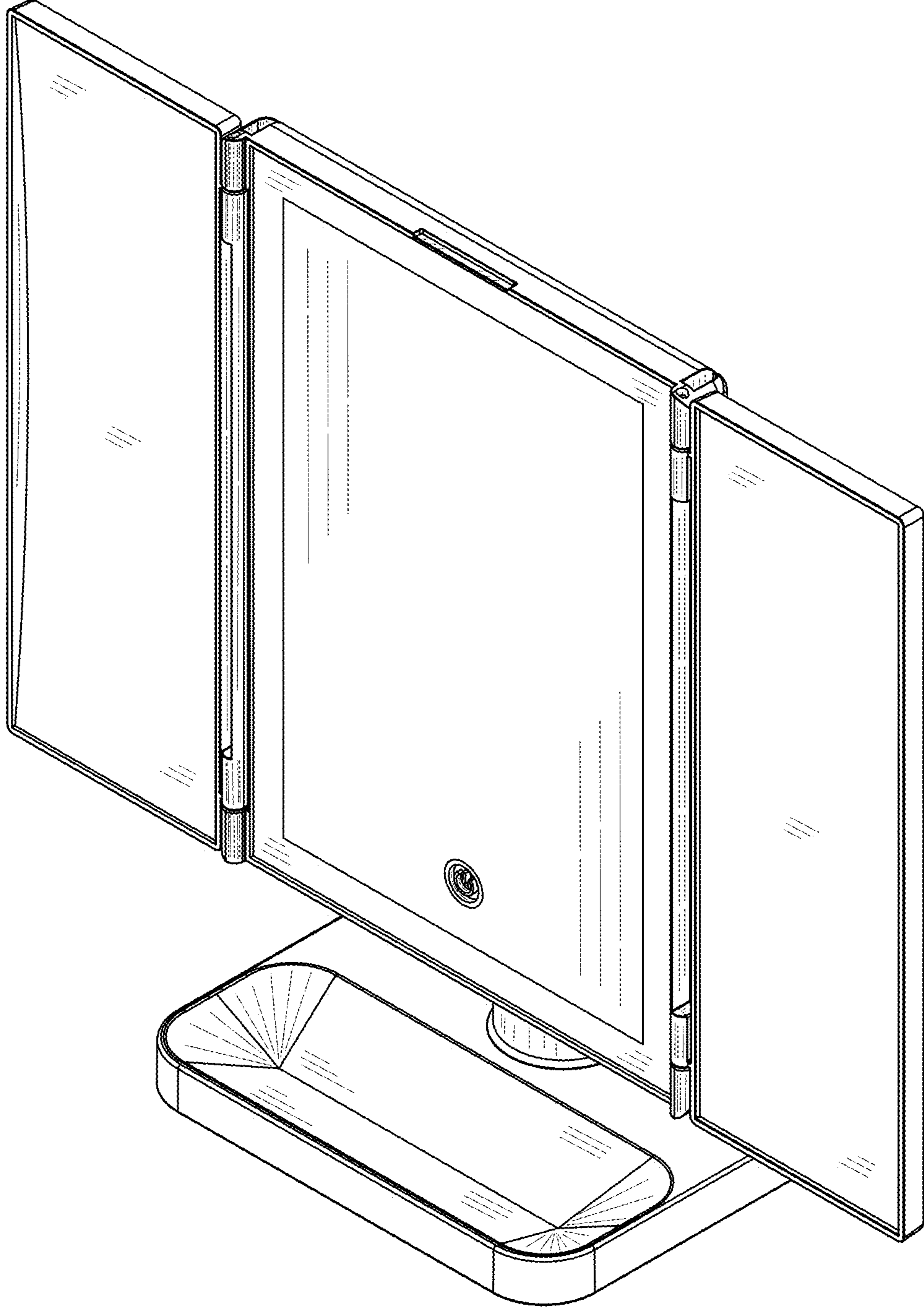


FIG. 1

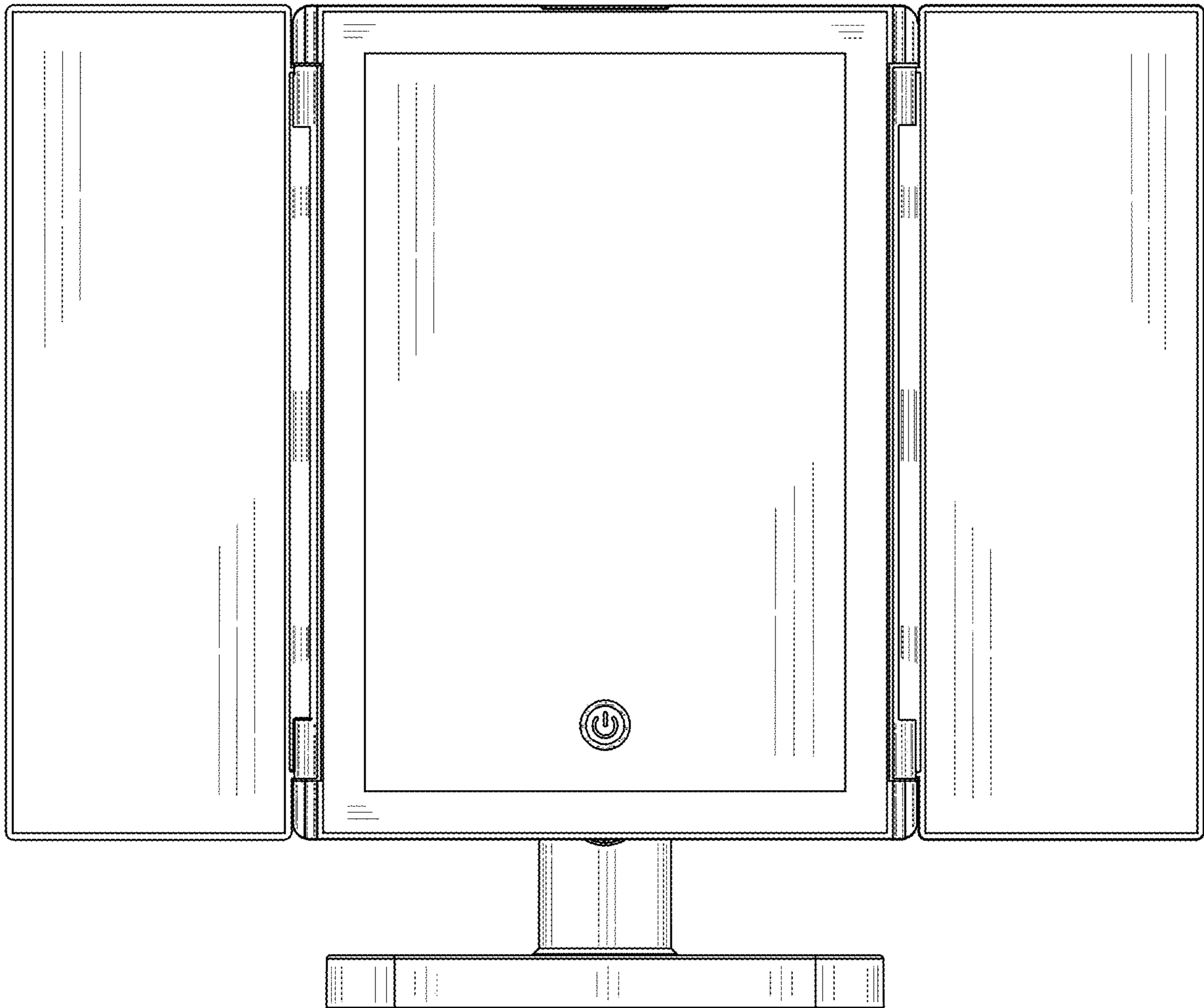


FIG. 2



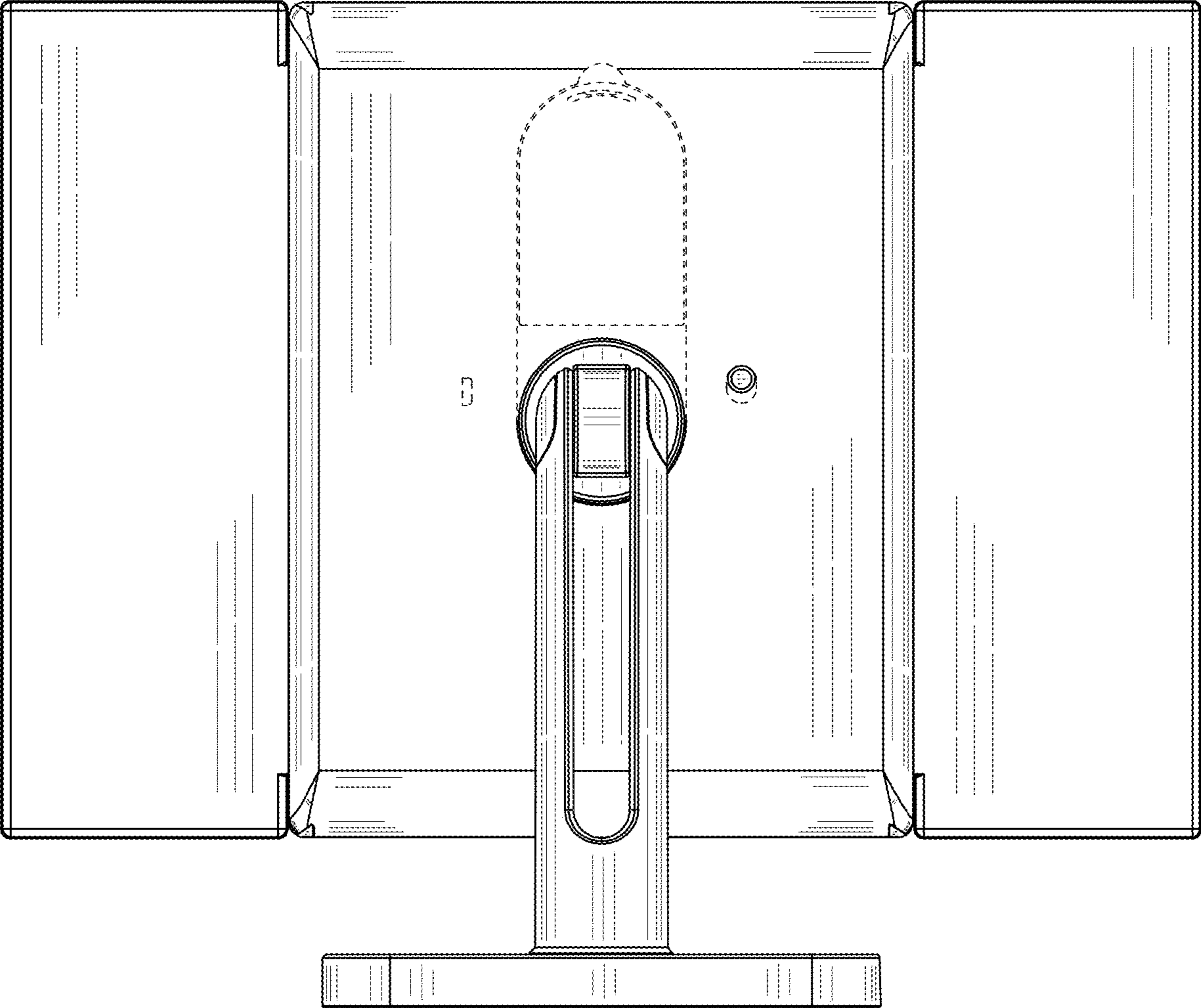


FIG. 3

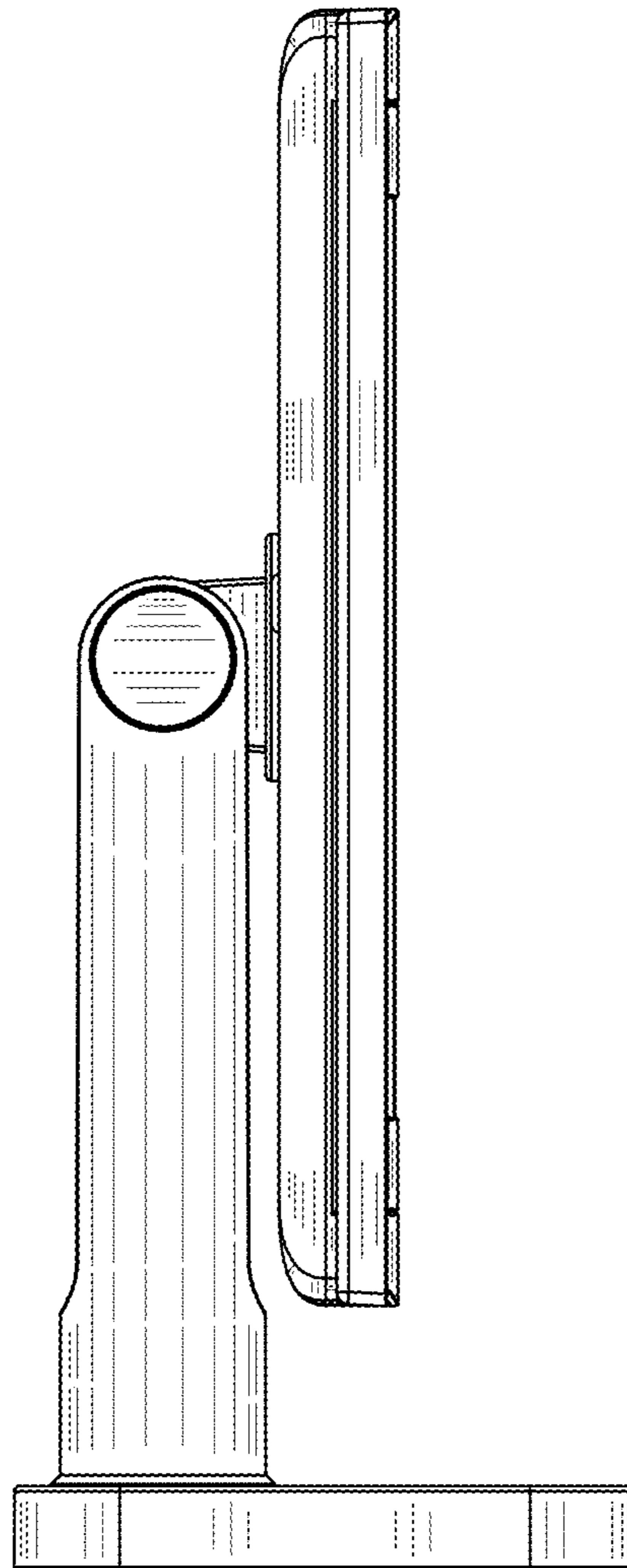


FIG. 4

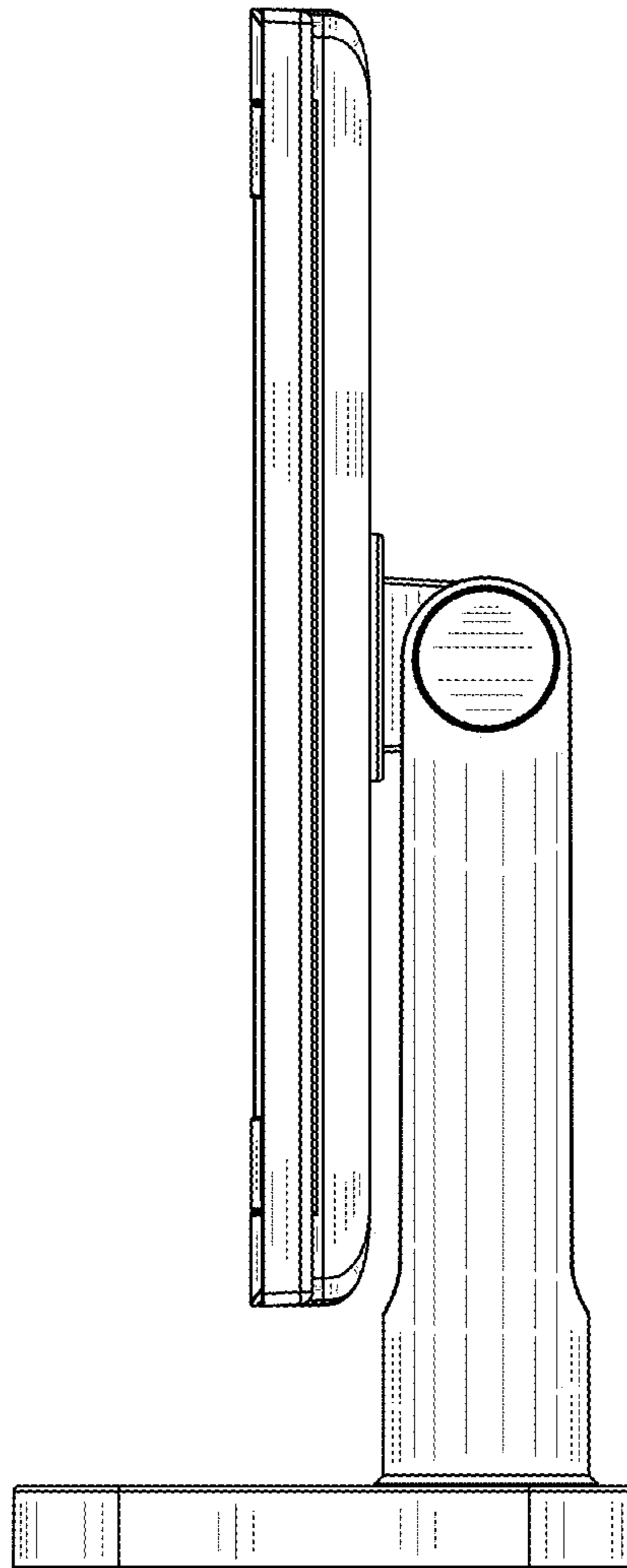


FIG. 5

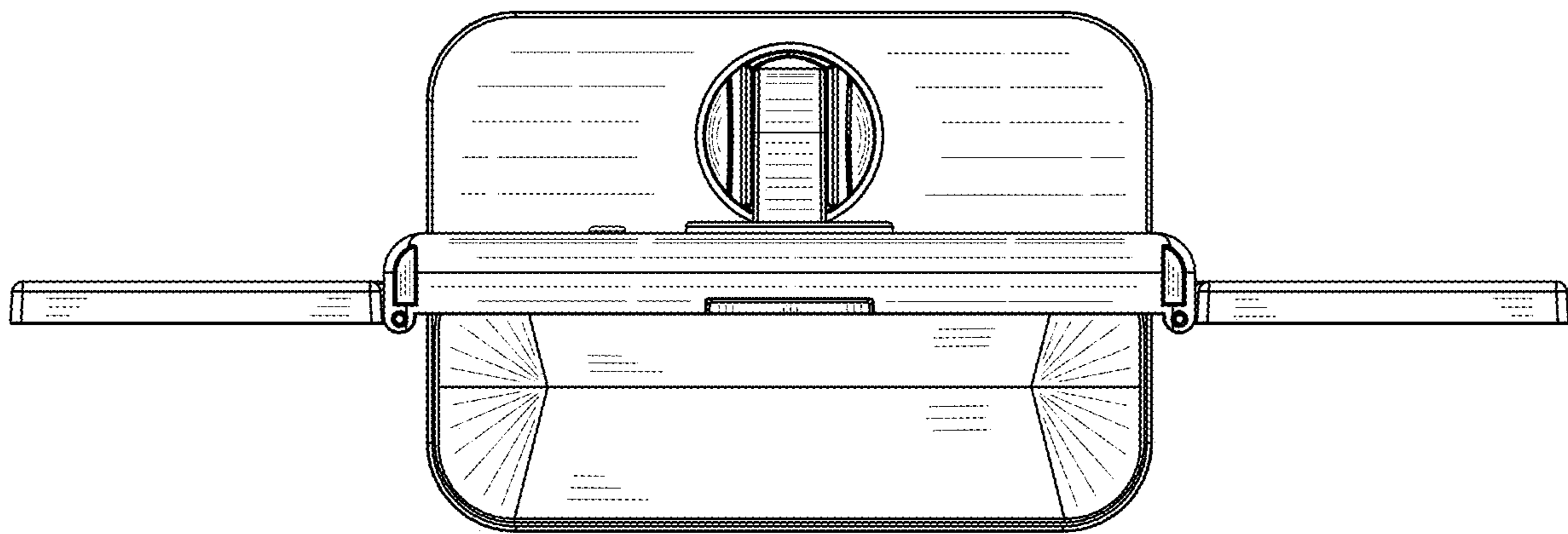


FIG. 6



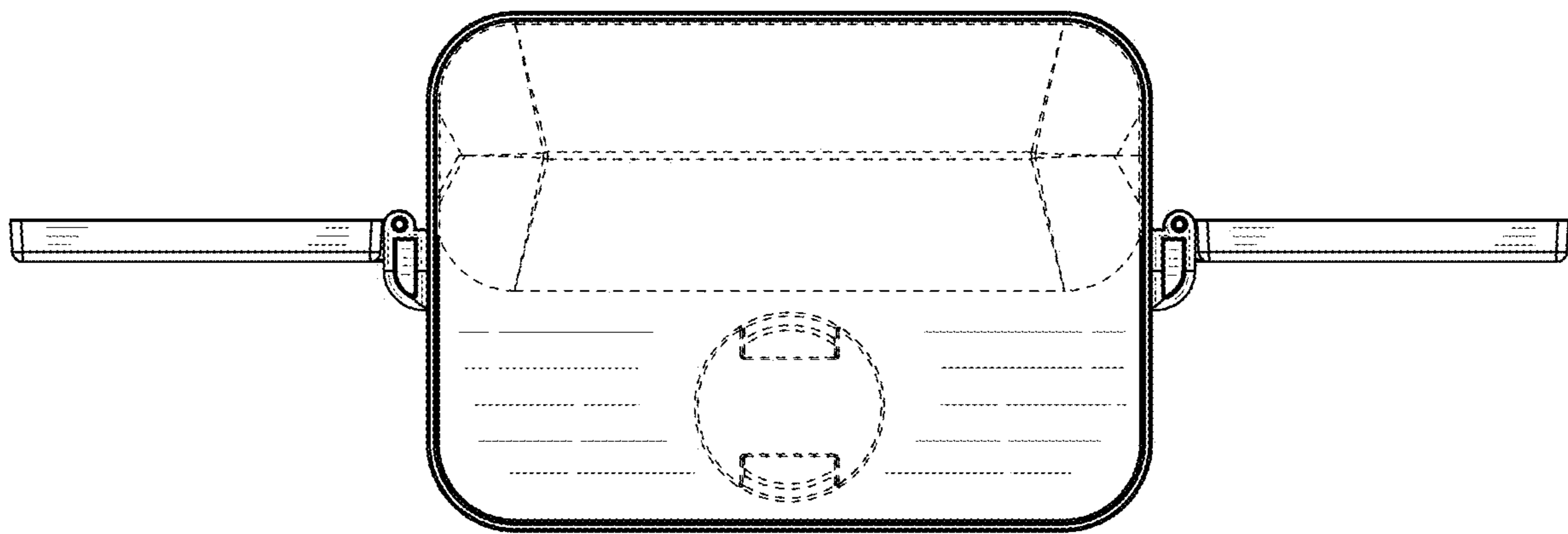


FIG. 7

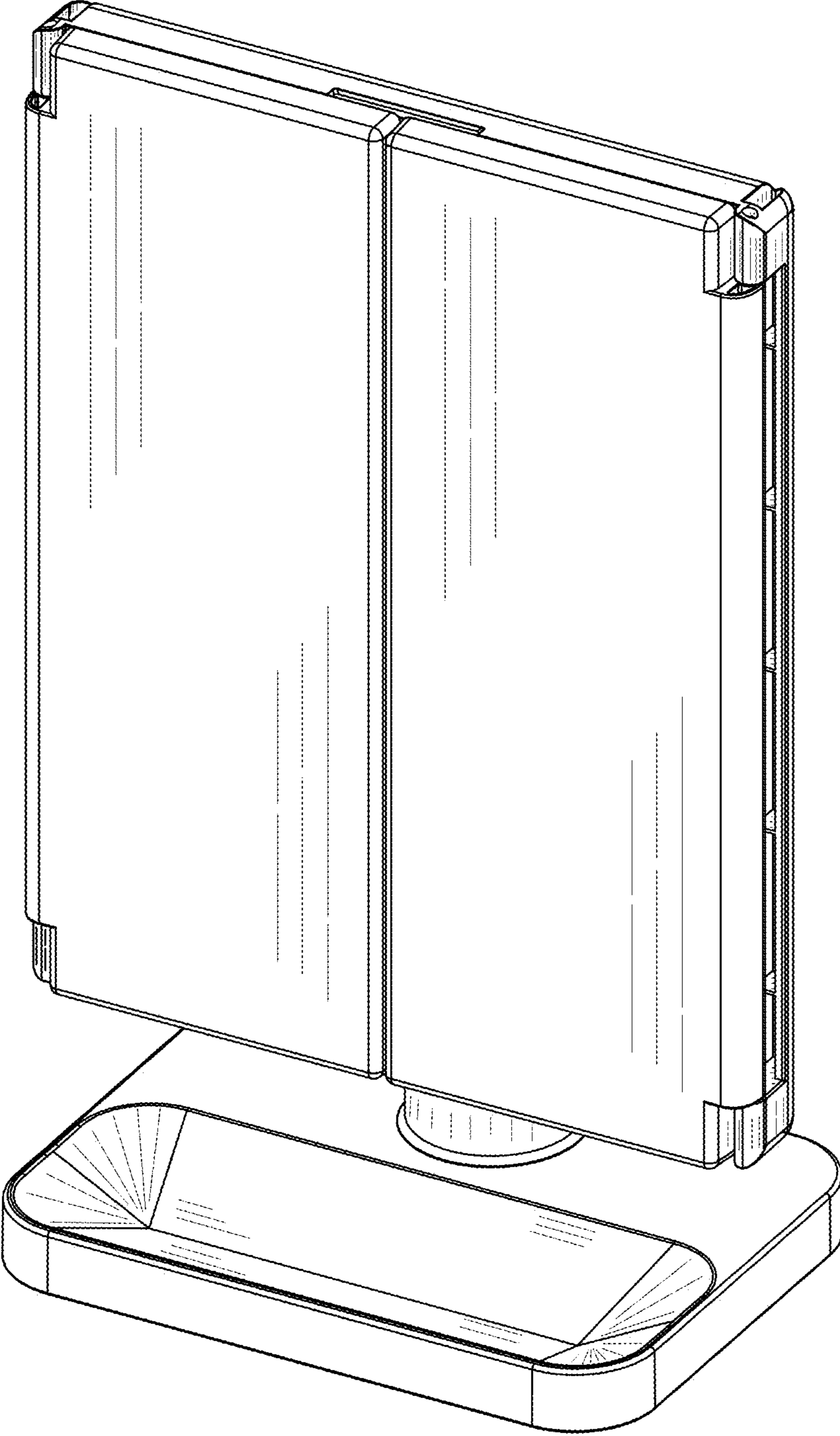


FIG. 8

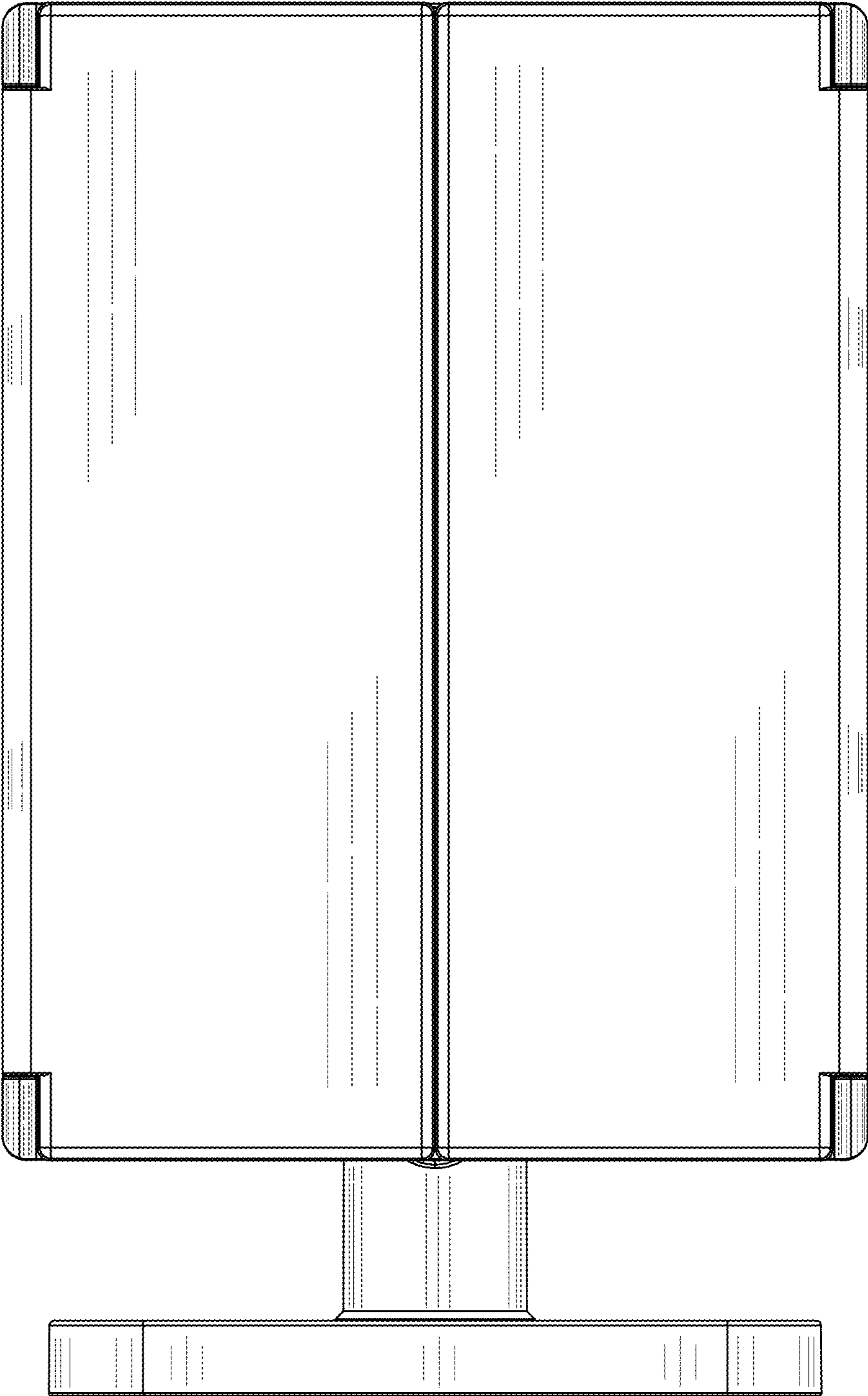


FIG. 9