

US00D962653S

(12) **United States Design Patent**
Li et al.

(10) **Patent No.:** **US D962,653 S**
(45) **Date of Patent:** **** Sep. 6, 2022**

(54) **BRUSH HEAD**
(71) Applicant: **SHENZHEN YUYAN INDUSTRIAL LIMITED**, Shenzhen (CN)
(72) Inventors: **Peng-Fei Li**, Shenzhen (CN); **Bin Chen**, Shenzhen (CN); **Liang Peng**, Shenzhen (CN)

2,223,783 A * 12/1940 Fletcher A46B 3/18
15/206
D213,066 S * 12/1968 Wright D32/33
D356,444 S * 3/1995 Marshall D4/131
D380,090 S * 6/1997 Zemel D4/131
6,652,279 B2 * 11/2003 Santacruz A46B 5/06
15/167.1
D614,406 S * 4/2010 Stieger D4/111
D654,272 S * 2/2012 Zemel D4/131
D664,361 S * 7/2012 Edmondson A46B 9/021
D4/128
D680,335 S * 4/2013 Wales D4/131

(**) Term: **15 Years**

(21) Appl. No.: **29/763,506**

* cited by examiner

(22) Filed: **Dec. 23, 2020**

Primary Examiner — Rhea Shields

(30) **Foreign Application Priority Data**

Jul. 1, 2020 (CN) 202030349193.8

(51) **LOC (13) Cl.** **04-99**

(52) **U.S. Cl.**
USPC **D4/120**

(58) **Field of Classification Search**
USPC D4/120, 111, 128, 131; D32/33
CPC A46B 5/06; A46B 9/021; A46B 13/08;
A46B 3/18; A47L 13/38
See application file for complete search history.

(56) **References Cited**

U.S. PATENT DOCUMENTS

1,151,813 A * 8/1915 Neufeld A46B 3/18
15/171
1,173,721 A * 2/1916 Hurvitz A46B 3/18
401/289
1,330,525 A * 2/1920 Goldstein A46B 13/08
15/25
1,437,145 A * 11/1922 Johnson A47L 13/38
15/210.1
D98,940 S * 3/1936 Hertzberg D4/131

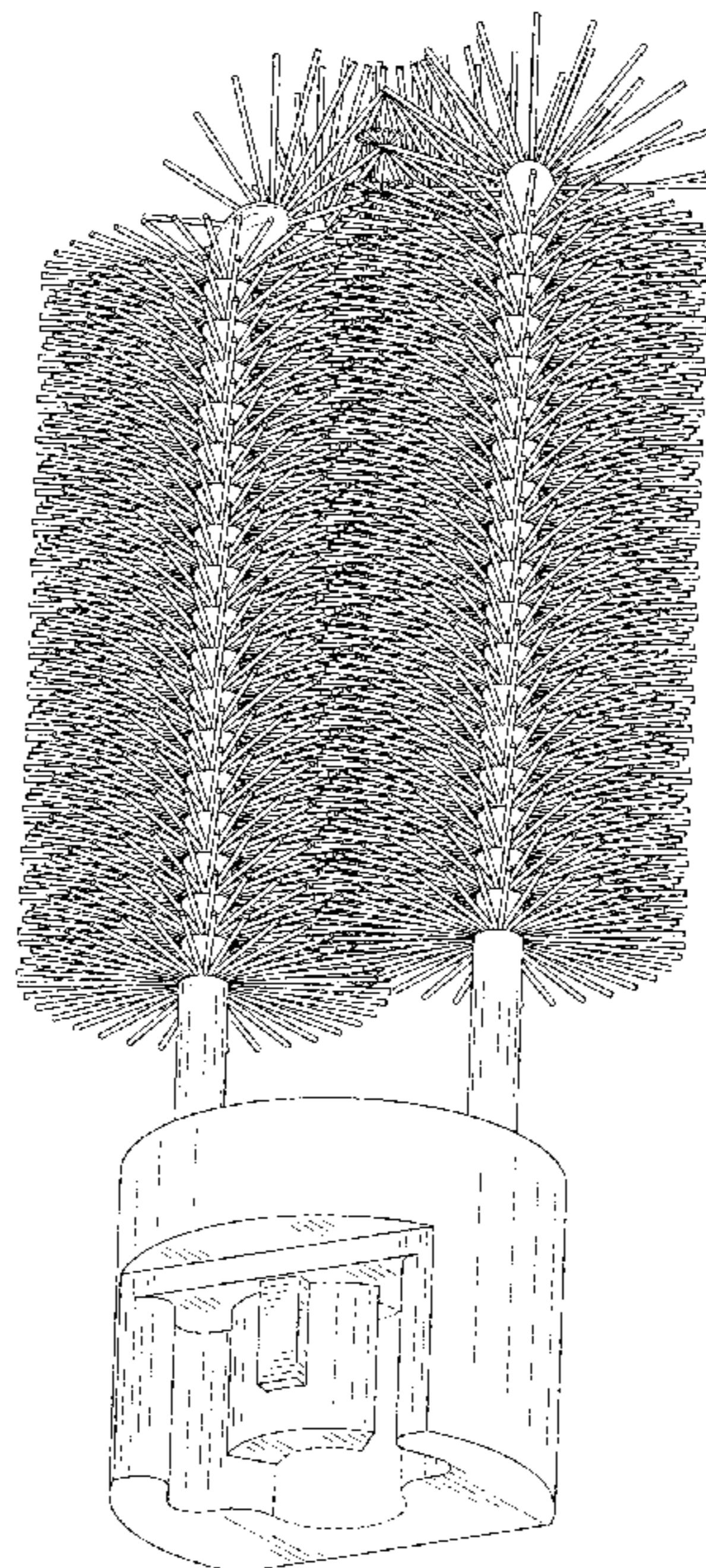
(57) **CLAIM**

The ornamental design for a brush head, as shown and described.

DESCRIPTION

FIG. 1 is a perspective view of an embodiment of the brush head showing our new design;
FIG. 2 is another perspective view of the embodiment of the brush head;
FIG. 3 is a front elevational view of the embodiment of the brush head;
FIG. 4 is a rear elevational view of the embodiment of the brush head;
FIG. 5 is a left side elevational view of the embodiment of the brush head;
FIG. 6 is a right side elevational view of the embodiment of the brush head;
FIG. 7 is a top plan view of the embodiment of the brush head; and,
FIG. 8 is a bottom plan view of the embodiment of the brush head.

1 Claim, 8 Drawing Sheets



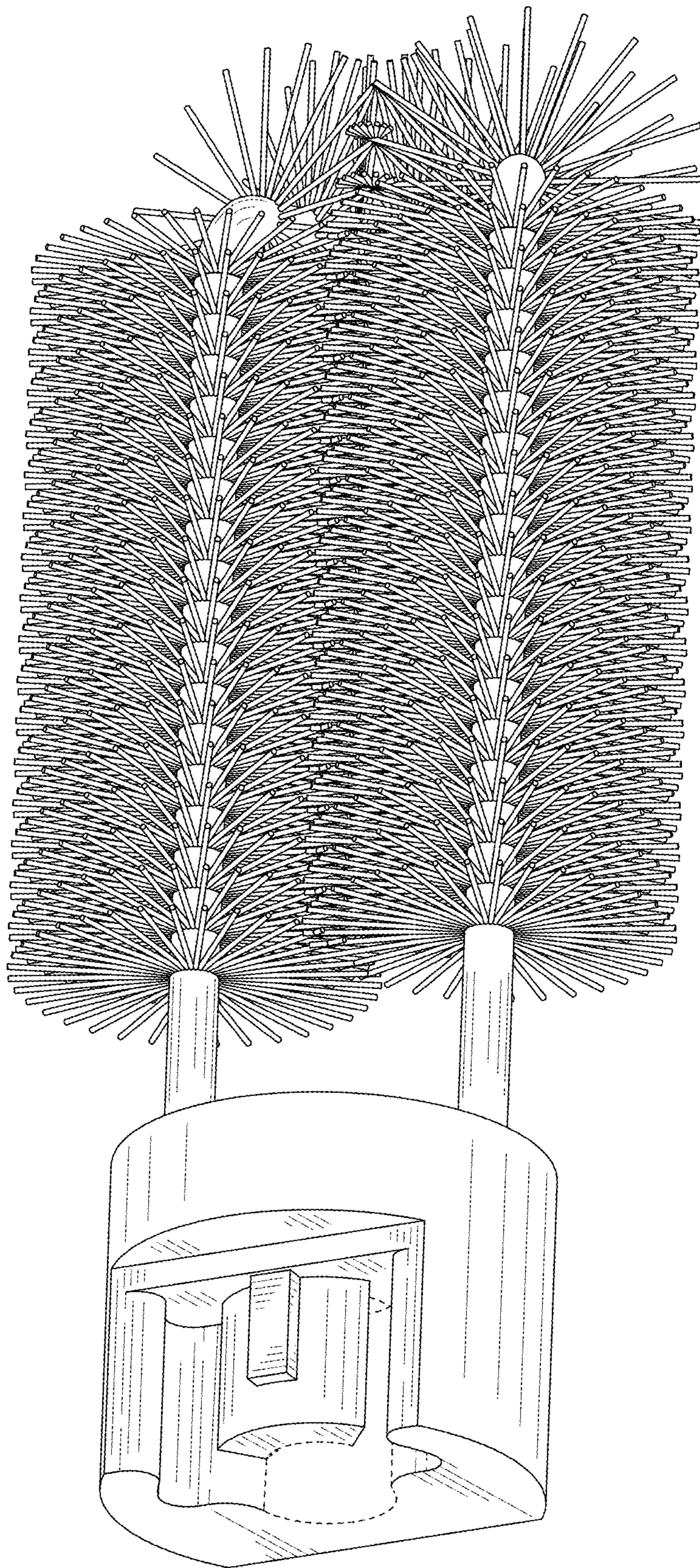


FIG. 1




FIG. 2




FIG. 3




FIG. 4

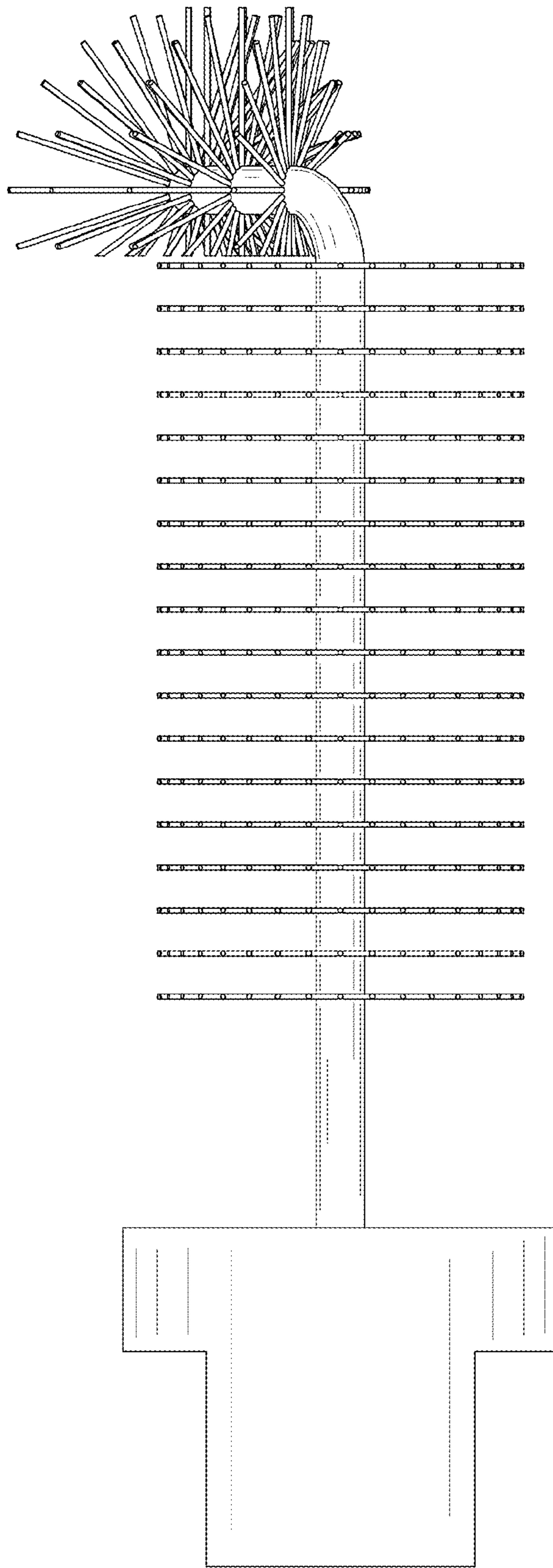


FIG. 5

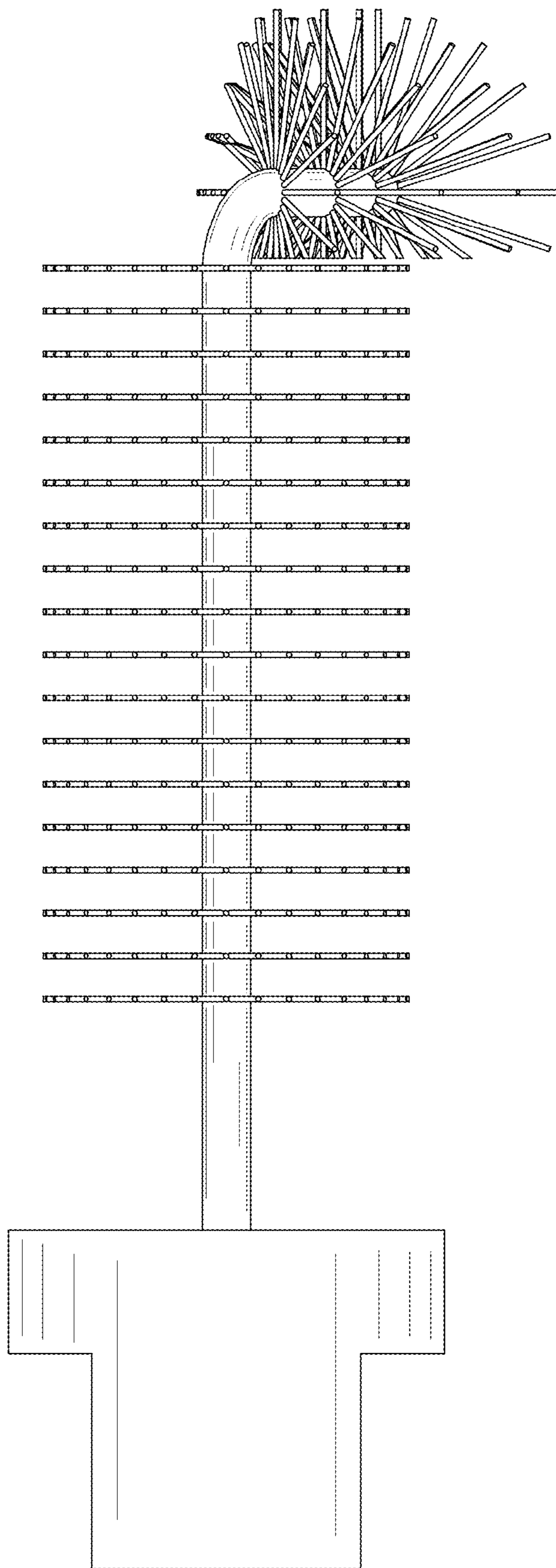


FIG. 6

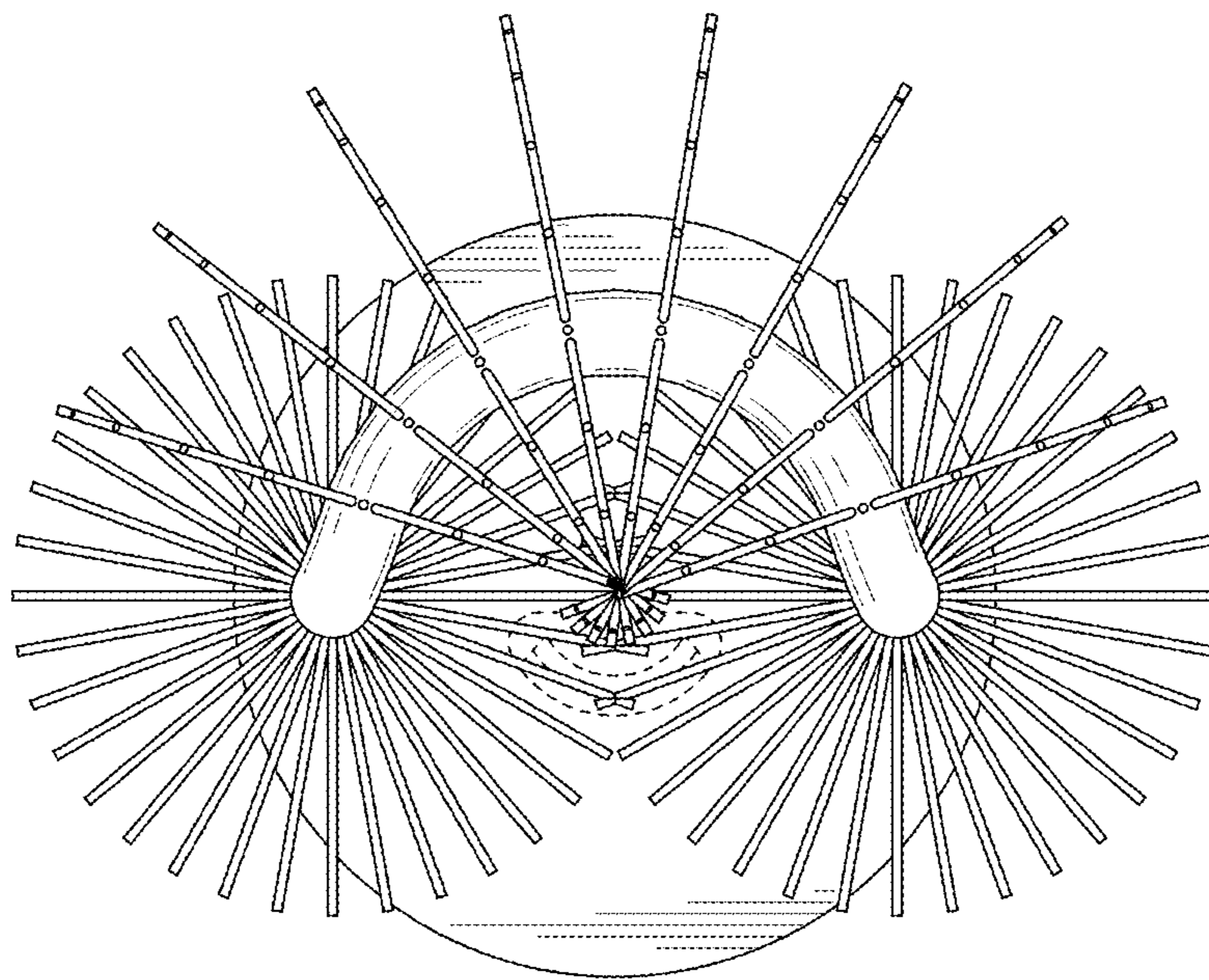


FIG. 7

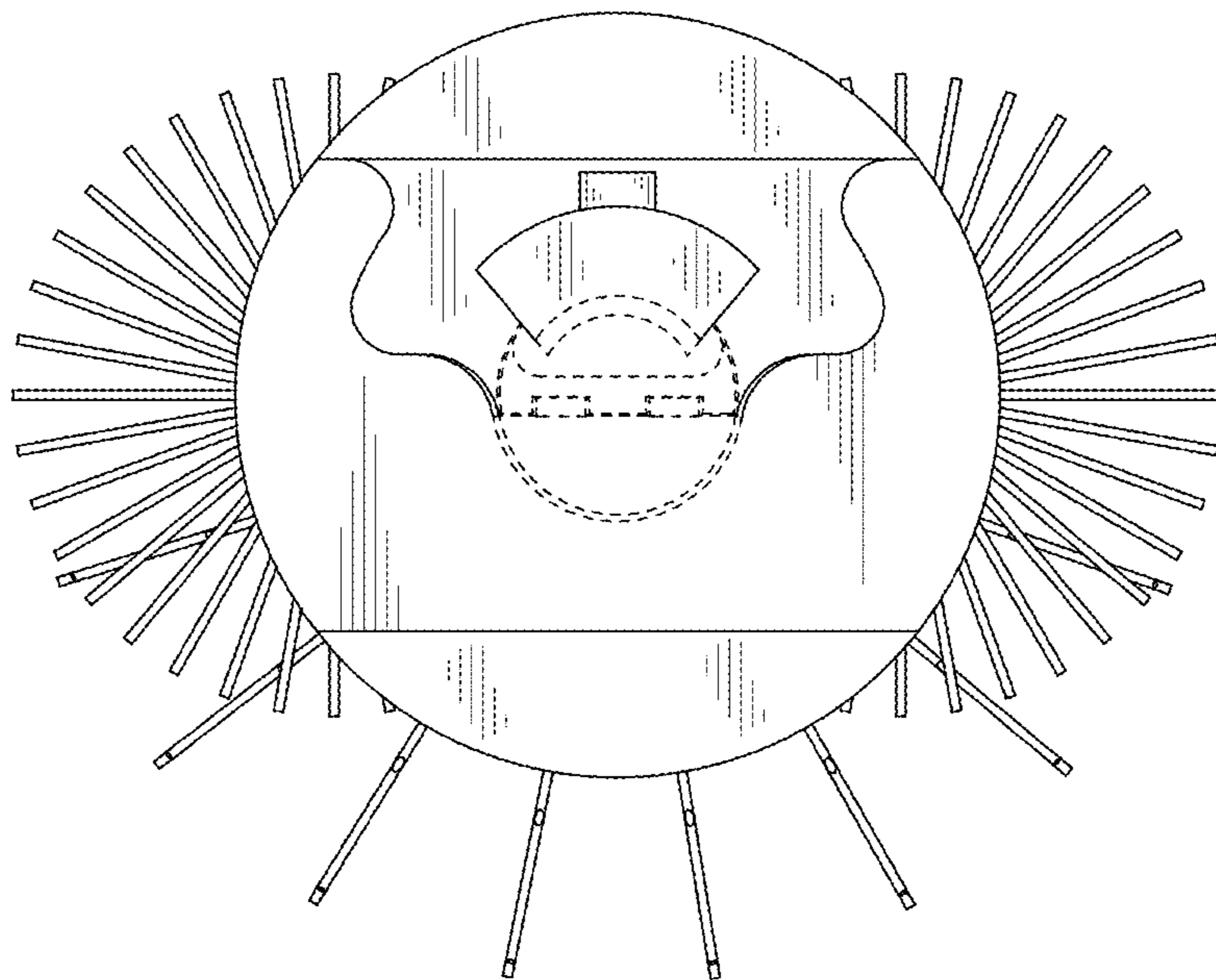


FIG. 8