



US00D962646S

(12) **United States Design Patent**  
**Zhou**

(10) **Patent No.:** **US D962,646 S**  
(45) **Date of Patent:** **\*\* Sep. 6, 2022**

- (54) **STORAGE BOX**
- (71) Applicant: **Wanchun Zhou**, Jieyang (CN)
- (72) Inventor: **Wanchun Zhou**, Jieyang (CN)
- (\*\*) Term: **15 Years**
- (21) Appl. No.: **29/830,722**
- (22) Filed: **Mar. 15, 2022**
- (51) **LOC (13) Cl.** ..... **03-01**
- (52) **U.S. Cl.**  
USPC ..... **D3/306**
- (58) **Field of Classification Search**  
USPC ..... D3/304, 306, 313, 315; D6/672-673,  
D6/683-683.1; D19/75, 95, 99  
CPC ..... B65D 1/00; B65D 1/24; B65D 1/38; A47J  
47/00; A47J 47/14  
See application file for complete search history.

D551,455 S *	9/2007	Norvell	.....	D3/306
D683,963 S *	6/2013	Tsai	.....	D3/304
D711,691 S *	8/2014	Hu	.....	D7/637
D730,129 S *	5/2015	Hu	.....	D7/637
D799,831 S *	10/2017	Hsu	.....	D3/313
D846,482 S	4/2019	Wu		
D882,954 S *	5/2020	Chiang	.....	D3/306
D935,380 S	11/2021	Ma		
D935,381 S	11/2021	Chen		

\* cited by examiner

*Primary Examiner* — Kelley A Donnelly  
(74) *Attorney, Agent, or Firm* — Jeenam Park

(57) **CLAIM**

The ornamental design for a storage box, as shown and described.

**DESCRIPTION**


FIG. 1 is a perspective view of a storage box, showing my new design;  
 FIG. 2 is a front view thereof;  
 FIG. 3 is a rear view thereof;  
 FIG. 4 is a left side view thereof;  
 FIG. 5 is a right side view thereof;  
 FIG. 6 is a top plan view thereof;  
 FIG. 7 is a bottom plan view thereof; and,  
 FIG. 8 is an enlarged view of portion of FIG. 2.  
 The broken line showing of the storage box is for the purpose of illustrating article and forms no part of the claimed design.

**1 Claim, 8 Drawing Sheets**

(56) **References Cited**

**U.S. PATENT DOCUMENTS**

2,502,781 A *	4/1950	Erickson	.....	B60R 9/04
				220/628
D351,661 S *	10/1994	Fischer	.....	D24/176
D360,183 S *	7/1995	Girandola	.....	D12/425
D419,772 S *	2/2000	Williams	.....	D3/307
D450,453 S *	11/2001	Andujar	.....	D3/306
D513,124 S *	12/2005	Funk	.....	D3/313
D523,245 S *	6/2006	Post	.....	D3/313






FIG. 1




FIG. 2




FIG.3




FIG.4




FIG.5




FIG.6




FIG.7



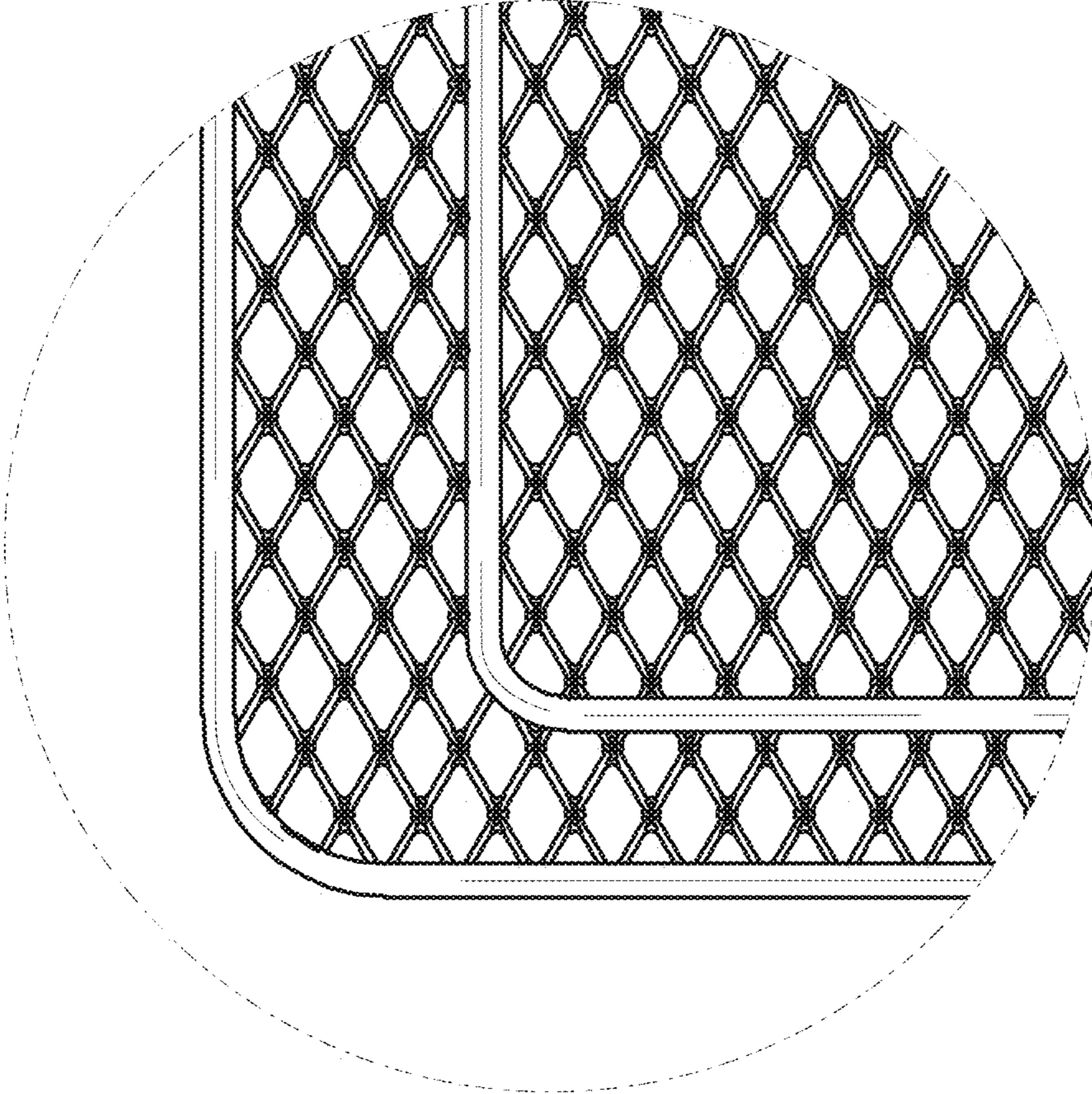


FIG.8