

US00D962640S

(12) **United States Design Patent**  
**Kato**

(10) **Patent No.:** **US D962,640 S**

(45) **Date of Patent:** **\*\* Sep. 6, 2022**

- (54) **SPECTACLE CASE**
- (71) Applicant: **Mitsuya Kato**, Niigata (JP)
- (72) Inventor: **Mitsuya Kato**, Niigata (JP)
- (\*\*) Term: **15 Years**
- (21) Appl. No.: **35/511,424**
- (22) Filed: **Aug. 18, 2020**

(80) **Hague Agreement Data**

Int. Filing Date: **Aug. 18, 2020**  
 Int. Reg. No.: **DM/210255**  
 Int. Reg. Date: **Aug. 18, 2020**  
 Int. Reg. Pub. Date: **Feb. 19, 2021**

(30) **Foreign Application Priority Data**

May 25, 2020 (JP) ..... 2020-010202 D

(51) **LOC (13) Cl.** ..... **03-01**

(52) **U.S. Cl.**  
 USPC ..... **D3/265**  
 CPC ..... **A45C 11/04 (2013.01)**

(58) **Field of Classification Search**  
 USPC ..... D3/207, 215, 219, 229, 263–266, 299,  
 D3/211; 24/3.3, 3.7, 3.8, 563  
 CPC ..... A45C 11/04; A45C 11/005; A47F 7/02;  
 A47F 7/021  
 See application file for complete search history.

(56) **References Cited**

**U.S. PATENT DOCUMENTS**

- 2,351,447 A \* 6/1944 Nathan ..... A45C 11/04  
D3/265
- 2,467,984 A \* 4/1949 Patts ..... A45C 11/04  
D3/265
- 2,473,292 A \* 6/1949 Nathan ..... A45C 11/04  
D3/265
- 2,657,791 A \* 11/1953 Grosvenor ..... A45C 11/04  
D3/265

- D189,994 S \* 3/1961 Spielberg ..... D3/265
- 3,000,417 A \* 9/1961 Goldstein ..... A45C 11/04  
D3/265
- 3,977,516 A \* 8/1976 Tilve ..... A45C 11/04  
206/5
- D247,200 S \* 2/1978 Marks ..... D3/265
- D251,084 S \* 2/1979 Marks ..... D3/265
- D279,522 S \* 7/1985 Scoppettone ..... D3/265
- D293,389 S \* 12/1987 Vitaloni ..... D3/265
- 4,823,943 A \* 4/1989 Chang ..... A45C 11/005  
D3/264
- 4,919,258 A \* 4/1990 Perretta ..... A45C 11/04  
206/5
- D332,525 S \* 1/1993 Ogata ..... D3/265  
(Continued)

*Primary Examiner* — Richard E Chilcot  
 (74) *Attorney, Agent, or Firm* — Hamre, Schumann,  
 Mueller & Larson, P.C.

(57) **CLAIM**

The ornamental design for a spectacle case, as shown and described.


**DESCRIPTION**

- 1. Spectacle case
- 1.1 : Front
- 1.2 : Back
- 1.3 : Left
- 1.4 : Top
- 1.5 : Bottom
- 1.6 : Front
- 1.7 : Back
- 1.8 : Left
- 1.9 : Top
- 1.10 : Bottom

The right side view is omitted because it is symmetrical to figure 1.3; figures 1.6, 1.7, 1.8, 1.9 and 1.10 are views showing the spectacle case open; the right side view of the spectacle case open is omitted as it is symmetrical to figure 1.8.

The broken lines shown in the drawings depict portions of the spectacle case that form no part of the claimed design.

**1 Claim, 10 Drawing Sheets**



(56)


**References Cited**

U.S. PATENT DOCUMENTS


D340,352	S	*	10/1993	Marks	.....	D3/319
D341,482	S	*	11/1993	McMillan	.....	D3/265
D346,815	S	*	5/1994	Wake	.....	D3/265
D610,806	S	*	3/2010	Alexander	.....	D3/265
D645,660	S	*	9/2011	Liebers	.....	D3/265
D648,528	S	*	11/2011	Liebers	.....	D3/264
D653,447	S	*	2/2012	Graham	.....	D3/265
D693,119	S	*	11/2013	Butler	.....	D3/265
D796,837	S	*	9/2017	Wu	.....	D3/265
D809,292	S	*	2/2018	Mason	.....	D3/265
D812,906	S	*	3/2018	Rado	.....	D3/265
D844,982	S	*	4/2019	Dickhardt	.....	D3/265
D850,104	S	*	6/2019	Dickhardt	.....	D3/265
D855,318	S	*	8/2019	Chen	.....	D3/265
D907,917	S	*	1/2021	Lee	.....	D3/265

\* cited by examiner

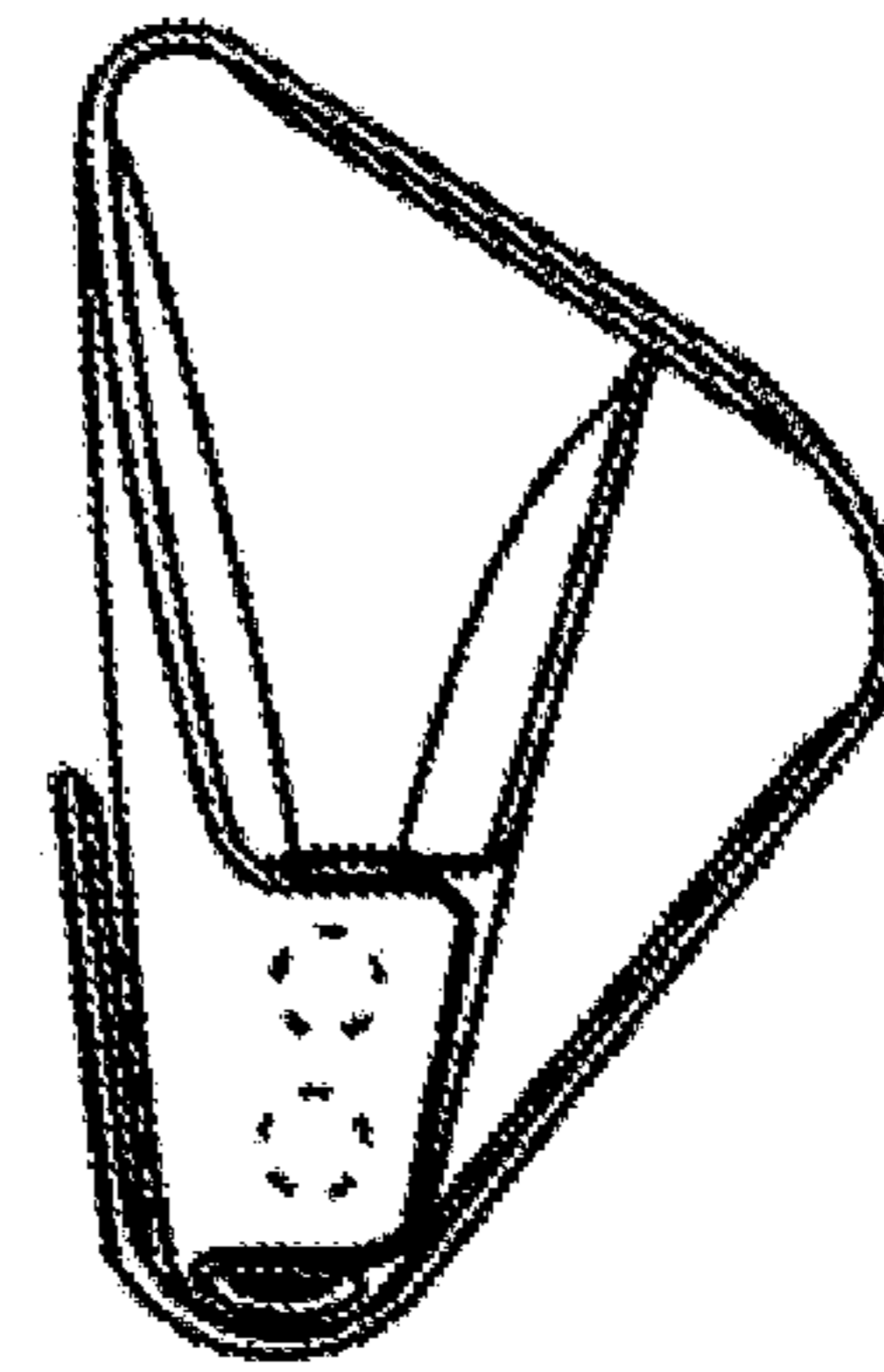
1.1




1.2




1.3



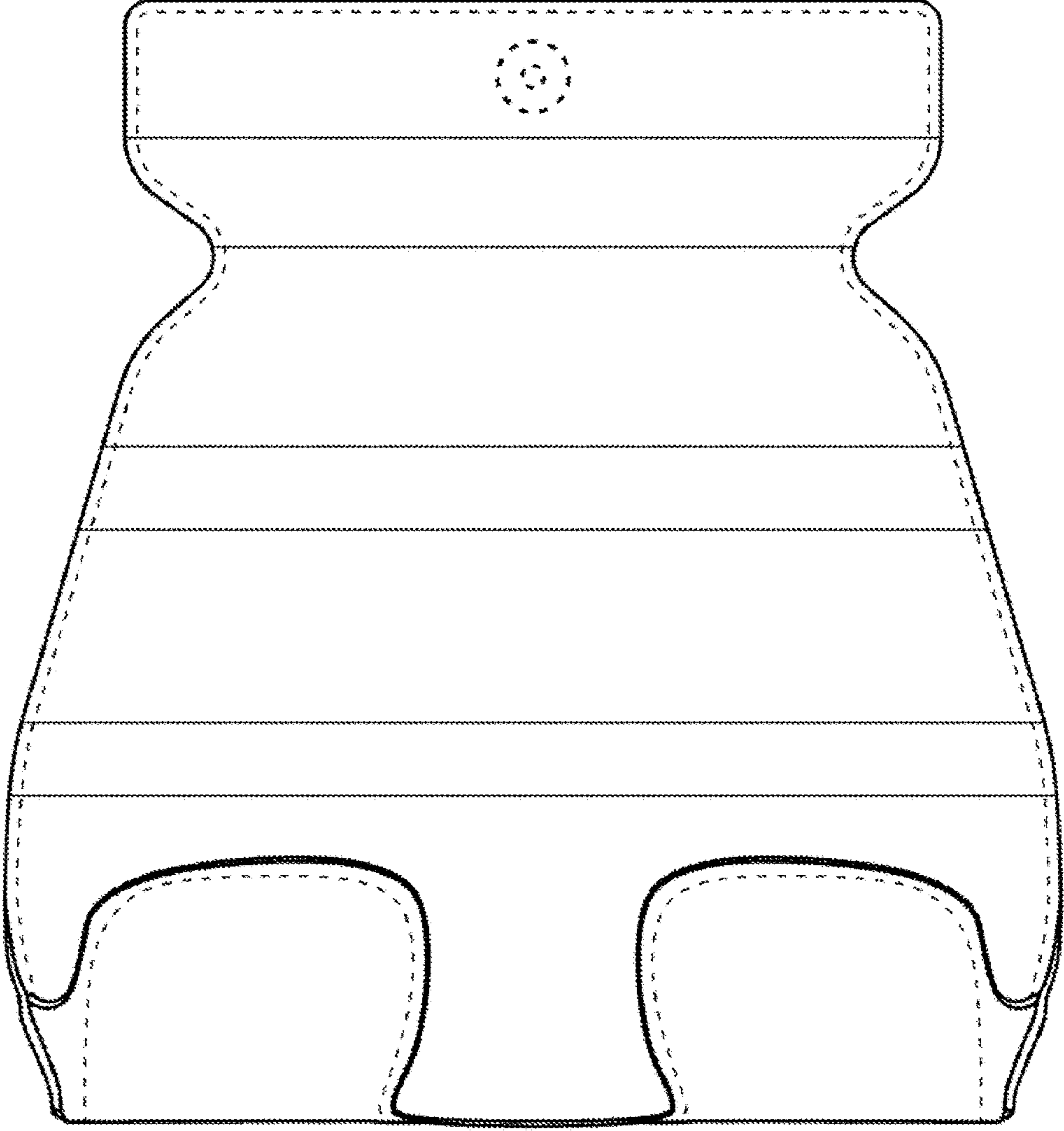
1.4



1.5

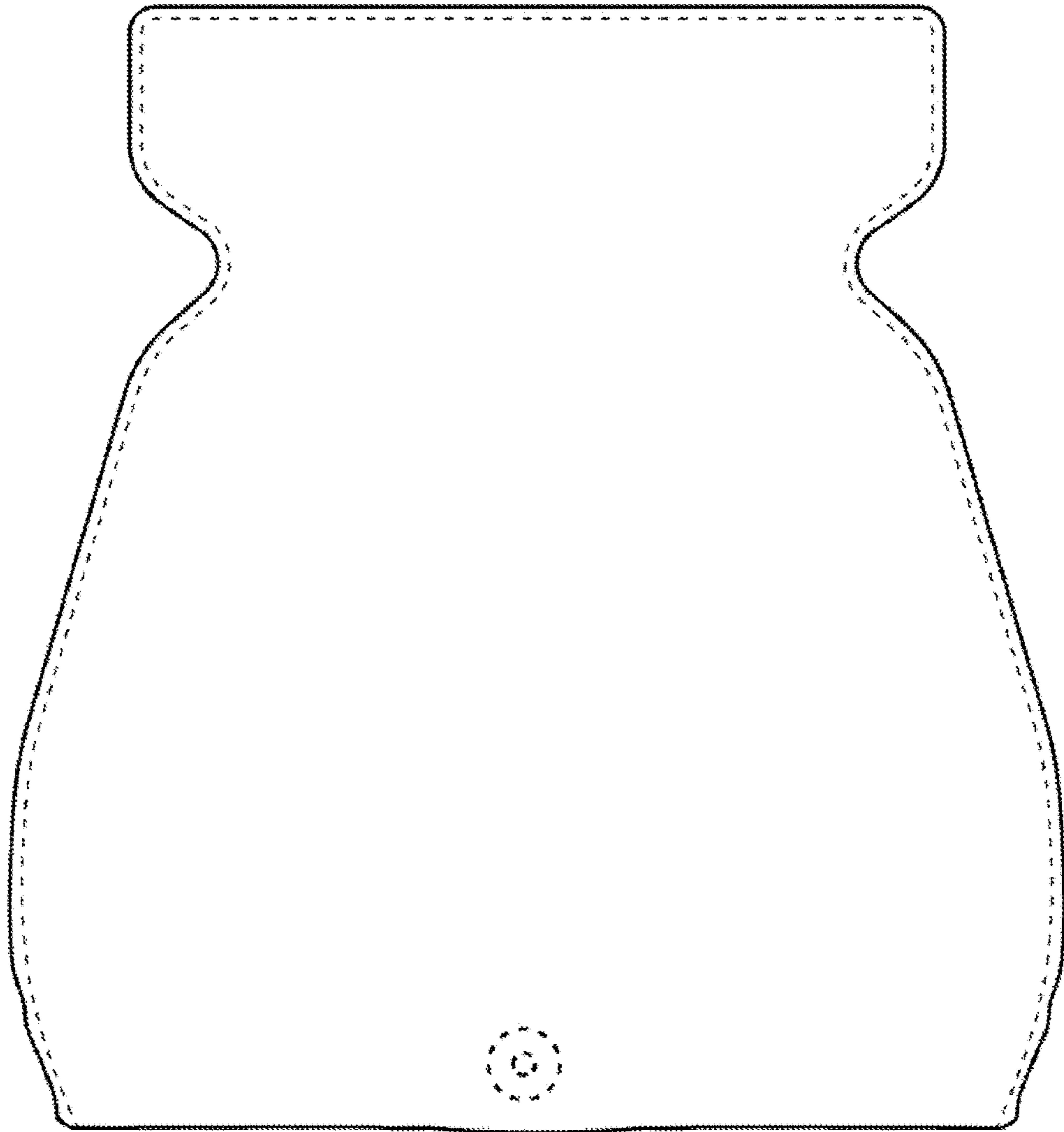


1.6







1.7



1.8



1.9



1.10

