

US00D962623S

(12) **United States Design Patent**
Hawthornthwaite et al.

(10) **Patent No.:** **US D962,623 S**
(45) **Date of Patent:** **** Sep. 6, 2022**

- (54) **PORTION OF A SHOE**
- (71) Applicant: **ROTHY'S, INC.**, San Francisco, CA (US)
- (72) Inventors: **Stephen Hawthornthwaite**, San Francisco, CA (US); **William Roth Martin**, San Francisco, CA (US)
- (73) Assignee: **ROTHY'S, INC.**, San Francisco, CA (US)
- (**) Term: **15 Years**
- (21) Appl. No.: **29/696,627**
- (22) Filed: **Jun. 28, 2019**
- (51) **LOC (13) Cl.** **02-04**
- (52) **U.S. Cl.**
USPC **D2/971; D2/972**
- (58) **Field of Classification Search**
USPC D2/971, 919, 920, 923, 924, 925, 939, D2/972, 977
CPC .. A43C 5/00; A43C 7/00; A43B 23/26; A43B 1/04
See application file for complete search history.

- (56) **References Cited**
U.S. PATENT DOCUMENTS

20,439 A	6/1858	Michel et al.	
D16,609 S	4/1886	Buchanan	
687,513 A	11/1901	Bibikov	
D86,152 S	2/1932	Bellak	
D109,313 S	4/1938	Delman	
D127,723 S *	6/1941	Lipari	D2/939
D133,819 S	9/1942	Harris	
D137,763 S	4/1944	Goldstein	
D137,765 S	4/1944	Goldstein	
D149,683 S	5/1948	Sandler	
D149,685 S *	5/1948	Sandler	D2/935
D149,695 S	5/1948	Sandler	

- D163,185 S 5/1951 Joyce
- D167,503 S 8/1952 Diamant
- D176,338 S 12/1955 Joyce
- D180,334 S 5/1957 Keyes
- D190,900 S 7/1961 Grossman
- D204,390 S 4/1966 Bodicky
- D247,396 S 3/1978 Schlerth
- D247,932 S 5/1978 Katz
- D273,627 S 5/1984 Huberman et al.
- D499,865 S 12/2004 Belley et al.
- D500,191 S 12/2004 Belley et al.
- D527,513 S 9/2006 Della Valle
- D545,037 S 6/2007 Shaffer
- D571,084 S 6/2008 Comeau
- D571,548 S 6/2008 Seamans
- D571,584 S 6/2008 Thompson
- D579,637 S 11/2008 Liow

(Continued)

Primary Examiner — Garth Rademaker
Assistant Examiner — Laura H Yu
(74) *Attorney, Agent, or Firm* — ArentFox Schiff LLP

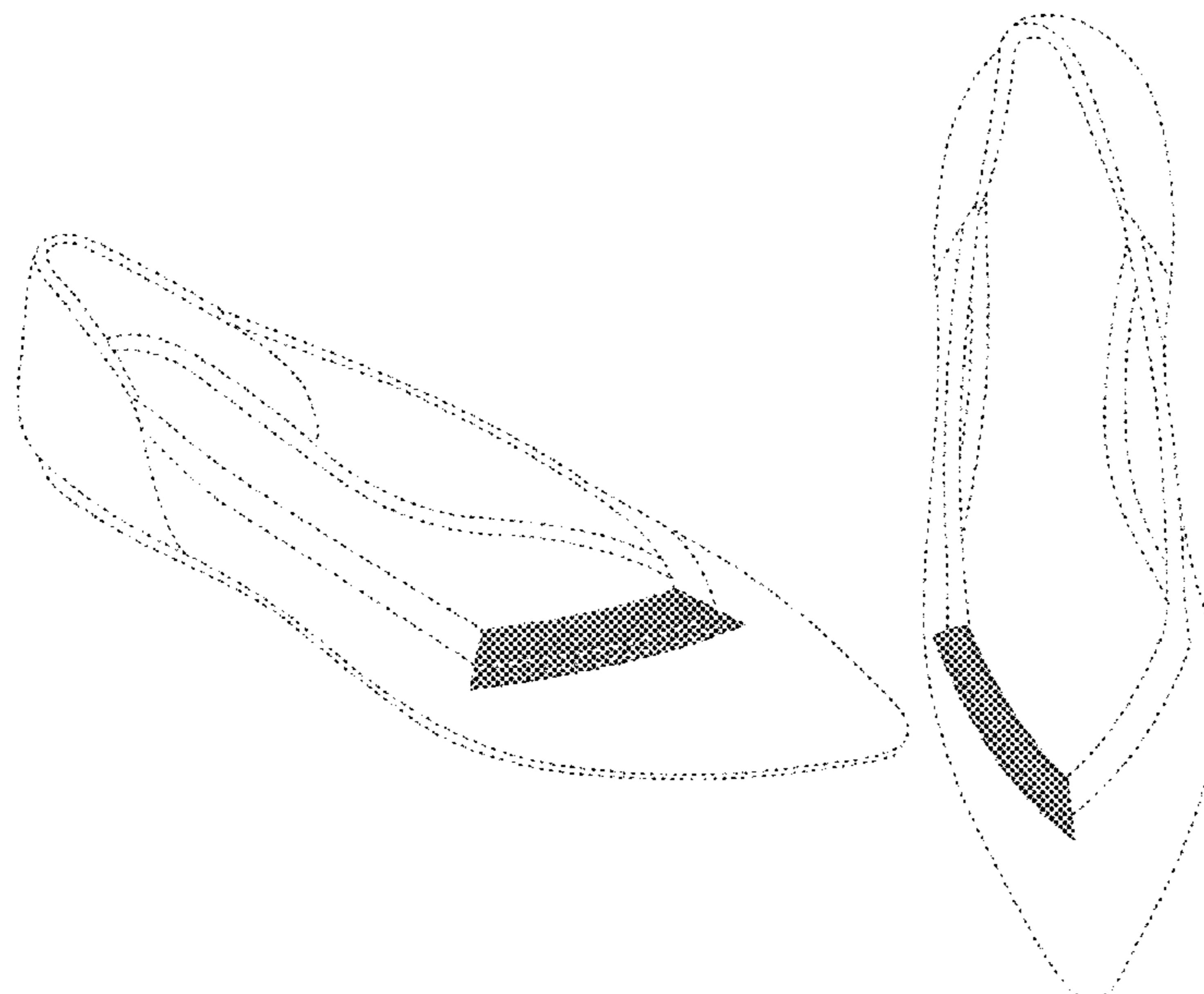
(57) **CLAIM**

The ornamental design for a portion of a shoe, as shown and described.

DESCRIPTION

FIG. 1 is front left perspective view of a portion of a shoe showing our new design;
FIG. 2 is front view of the design shown in FIG. 1;
FIG. 3 is a rear view of the design shown in FIG. 1;
FIG. 4 is a left side view of the design shown in FIG. 1;
FIG. 5 is a right side view of the design shown in FIG. 1;
FIG. 6 is a top view of the design shown in FIG. 1; and,
FIG. 7 is a bottom view thereof.
The dash-dot-dash lines illustrate an unclaimed boundary of the claimed design. The broken lines shown in the figures are included for the purpose of illustrating portions of the shoe and form no part of the claimed design.

1 Claim, 7 Drawing Sheets



(56)

References Cited

U.S. PATENT DOCUMENTS

D611,693	S	3/2010	Schwartz	
D612,591	S	3/2010	Schwartz	
D660,565	S	5/2012	Della Valle et al.	
D668,027	S	10/2012	Millieret	
D668,438	S	10/2012	Millieret	
D668,847	S	10/2012	Gavrieli et al.	
D668,848	S	10/2012	Gavrieli et al.	
D668,849	S	10/2012	Pozzi	
D668,850	S	10/2012	Pozzi	
D676,634	S	2/2013	Gavrieli et al.	
D693,103	S	11/2013	McMillan	
D730,030	S	5/2015	Della Valle et al.	
D730,635	S	6/2015	Lin	
D730,636	S	6/2015	Della Valle et al.	
D744,730	S	12/2015	Kirkwood	
D768,366	S	10/2016	Hawthornthwaite et al.	
D783,242	S	4/2017	Arzegar	
D783,988	S	4/2017	da Costa Pereira Machado	
D804,156	S	12/2017	Hawthornthwaite et al.	
D805,276	S	12/2017	Hawthornthwaite et al.	
D811,068	S	2/2018	Kim	
D813,505	S	3/2018	Brown et al.	
D831,313	S *	10/2018	Hawthornthwaite	D2/939
D836,314	S	12/2018	Hawthornthwaite et al.	
D844,313	S *	4/2019	Hawthornwaite	D2/971
D872,987	S *	1/2020	Hawthornthwaite	D2/971
D880,134	S *	4/2020	Ard	D2/971
D891,073	S *	7/2020	Barerra	D2/971
D895,255	S *	9/2020	Swierszczyk	D2/971
D905,940	S *	12/2020	Liu	D2/939
D905,947	S *	12/2020	Hawthornthwaite	D2/971
D916,450	S *	4/2021	Hawthornthwaite	D2/972
D920,654	S *	6/2021	Hawthornthwaite	D2/971

* cited by examiner

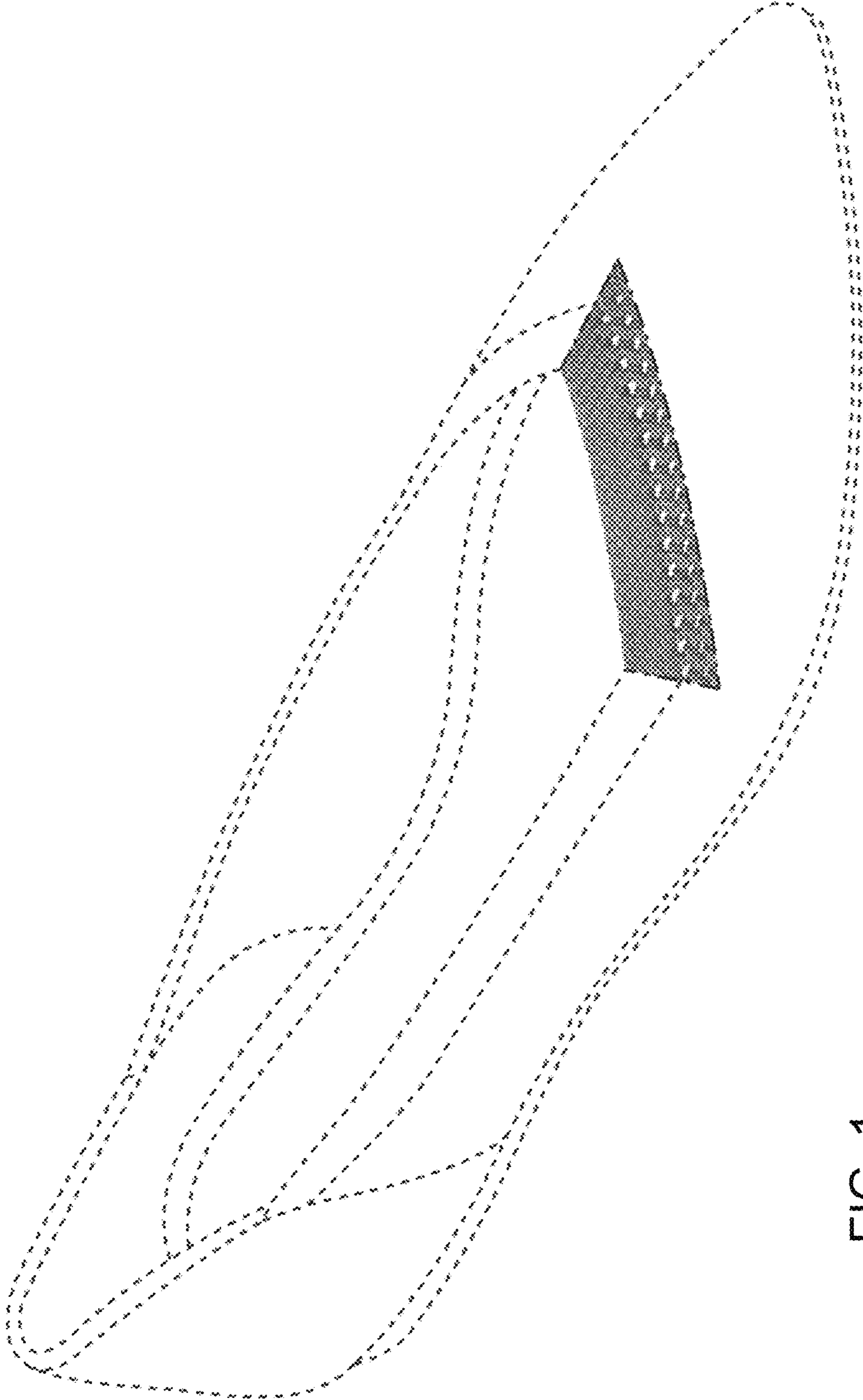


FIG. 1

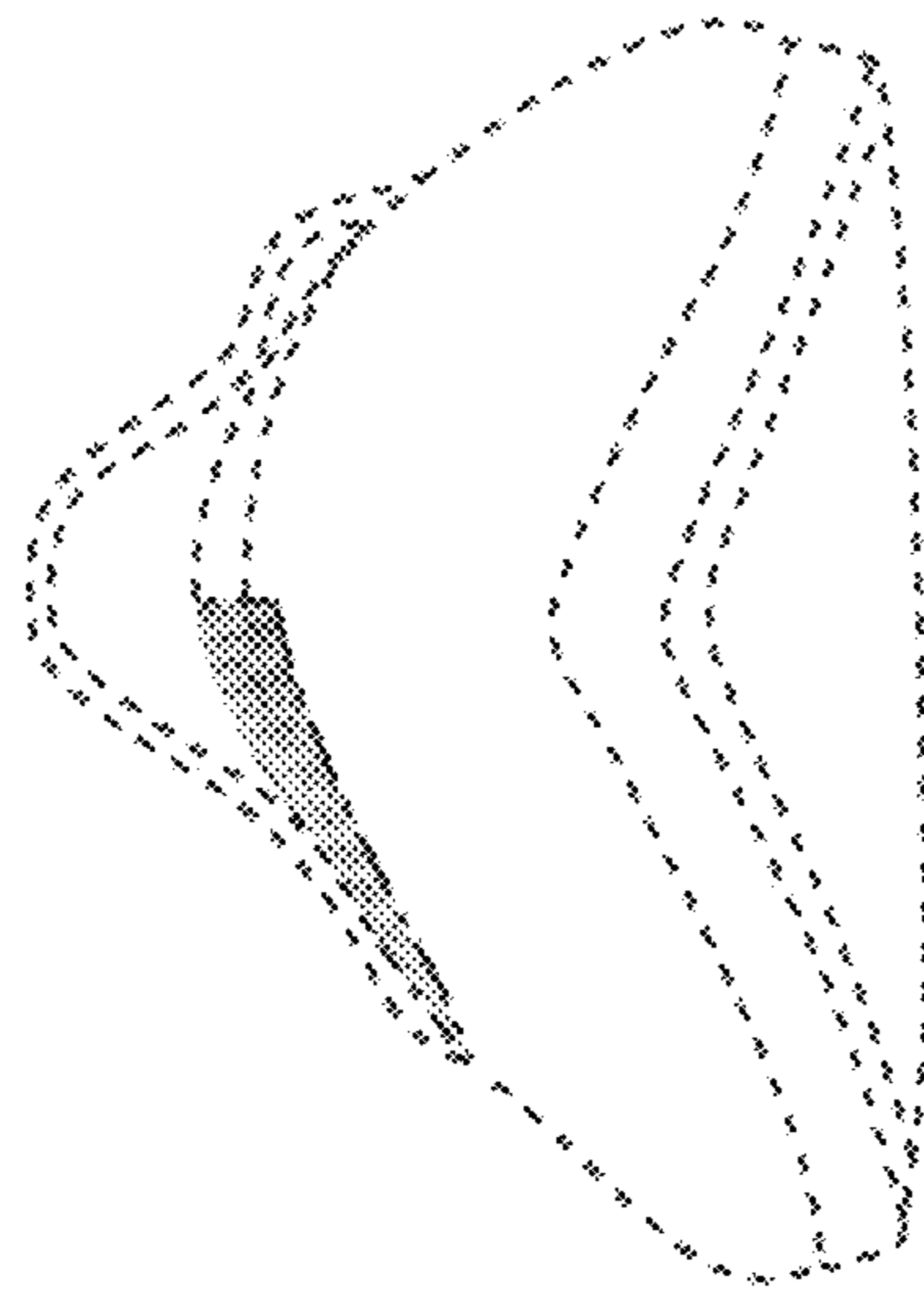


FIG. 2

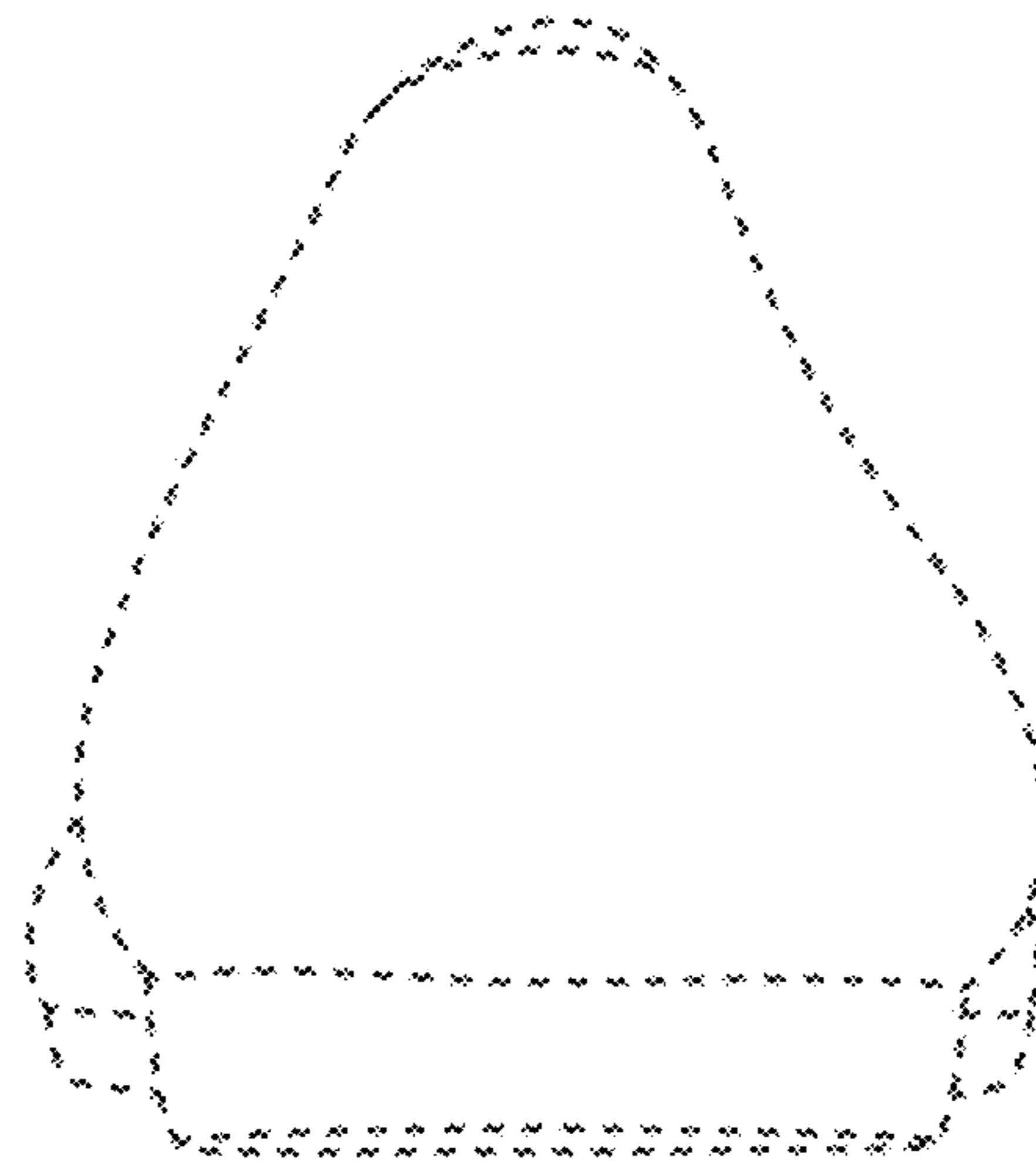


FIG. 3

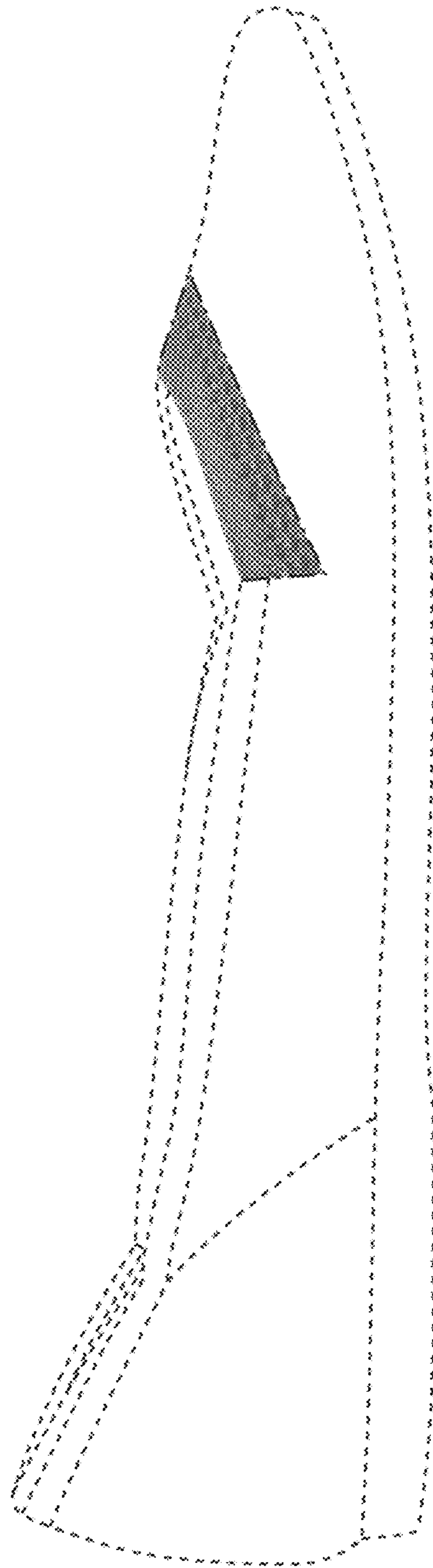


FIG. 4

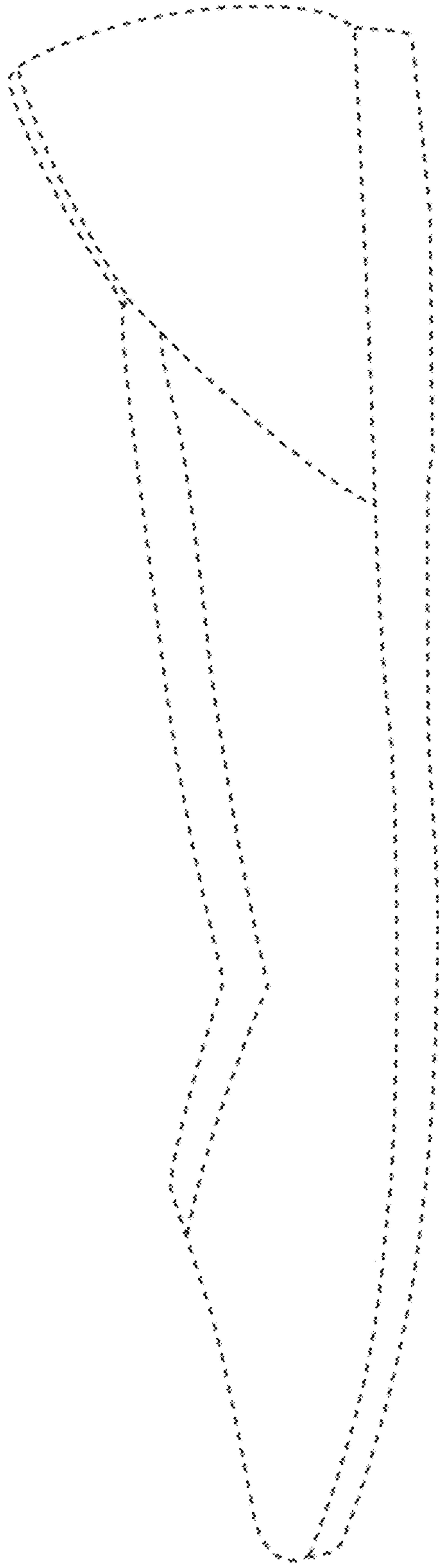


FIG. 5

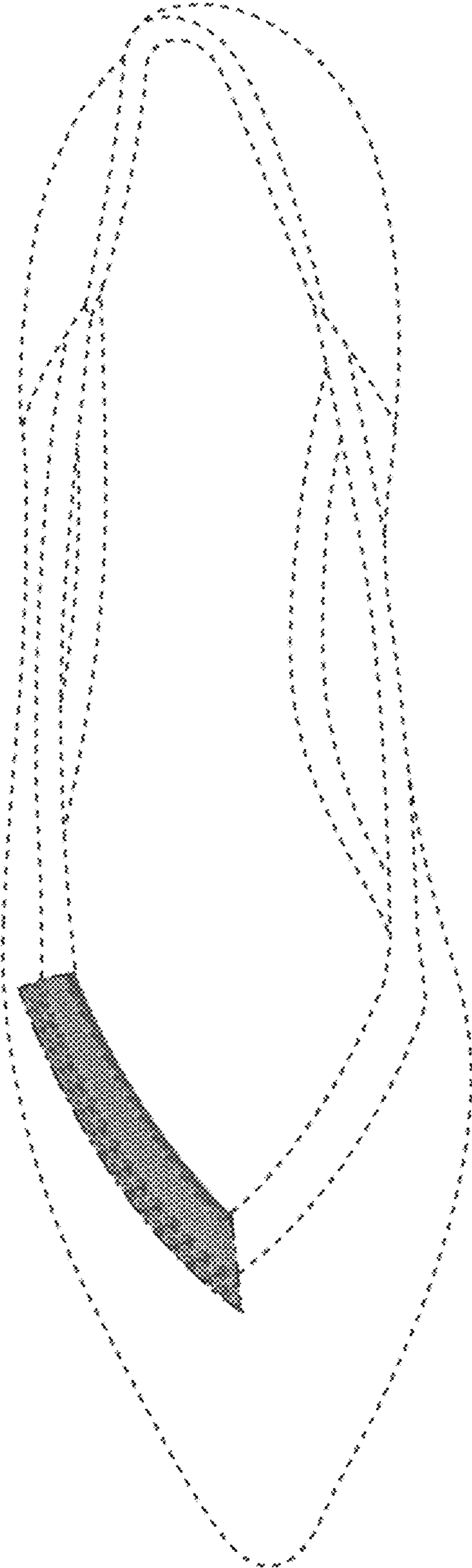


FIG. 6

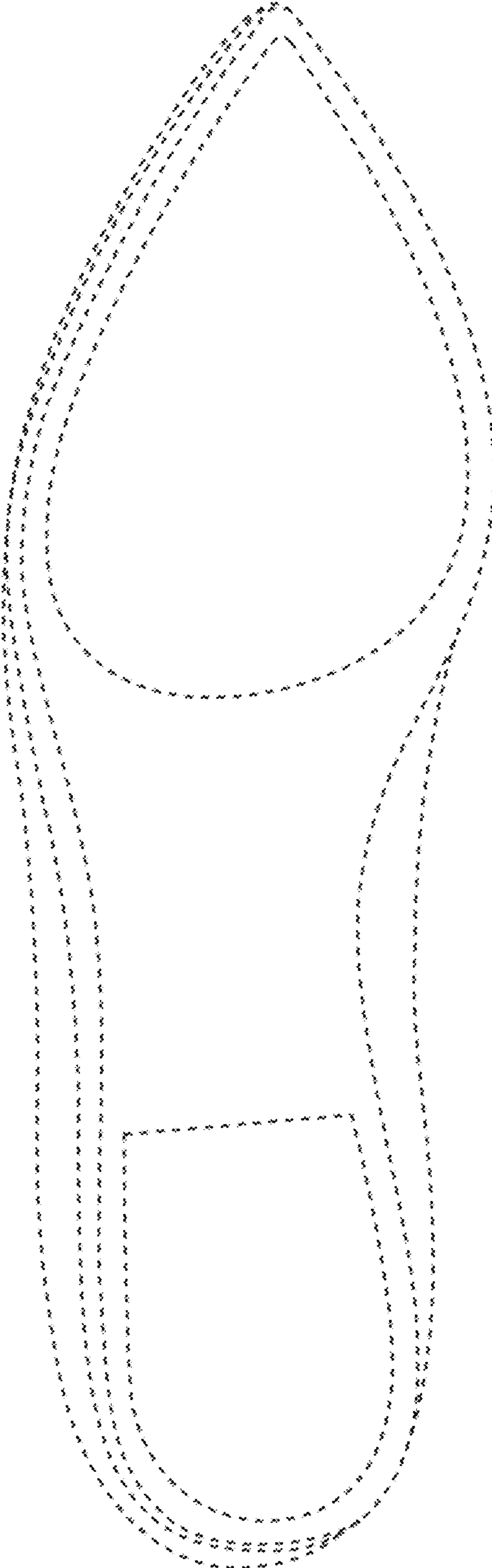


FIG. 7