



US00D962622S

(12) **United States Design Patent** (10) **Patent No.:** **US D962,622 S**
Strek (45) **Date of Patent:** **** Sep. 6, 2022**

- (54) **SHOE**
- (71) Applicant: **NIKE, Inc.**, Beaverton, OR (US)
- (72) Inventor: **Kyle Streck**, Portland, OR (US)
- (73) Assignee: **NIKE, Inc.**, Beaverton, OR (US)
- (**) Term: **15 Years**
- (21) Appl. No.: **29/836,385**
- (22) Filed: **Apr. 26, 2022**

9,820,529	B2	11/2017	Droege et al.	
D811,710	S	3/2018	Sisson et al.	
D853,101	S *	7/2019	de Montgolfier D2/962
D854,804	S	7/2019	Woodman	
D862,858	S	10/2019	Roman	
D864,543	S	10/2019	Stewart	
D899,744	S	10/2020	Lee	
D901,142	S	11/2020	Strek	
2004/0000074	A1	1/2004	Auger et al.	
2004/0000075	A1	1/2004	Auger et al.	
2013/0061498	A1 *	3/2013	Droege A43C 15/16 36/134

(Continued)

Related U.S. Application Data

- (63) Continuation of application No. 29/755,956, filed on Oct. 23, 2020, now abandoned.
- (51) **LOC (13) Cl.** **02-04**
- (52) **U.S. Cl.**
USPC **D2/962**
- (58) **Field of Classification Search**
USPC D2/902-908, 914, 946, 947-963,
D2/976-978
CPC A43B 1/00; A43B 1/08; A43B 1/10; A43B
1/14; A43B 5/00; A43B 5/002; A43B
5/02; A43B 5/18; A43B 5/185; A43B
13/00; A43B 13/04; A43B 13/10; A43B
13/12; A43B 13/14; A43B 13/26
See application file for complete search history.

References Cited

U.S. PATENT DOCUMENTS

D389,298	S *	1/1998	Briant D2/962
D427,754	S *	7/2000	Portaud A43B 13/22 D2/962
7,007,410	B2 *	3/2006	Auger A43C 15/16 36/134
D583,542	S *	12/2008	Gerber D2/962
D651,386	S *	1/2012	Wilken D2/962
D675,416	S	2/2013	Minami	

OTHER PUBLICATIONS

Nike Vapor Edge Pro Football Cleat Release, announced Jan. 30, 2020 [online], [site visited Jan. 12, 2022]. Available from internet, URL: <https://hypebeast.com/2020/1/nike-vapor-edge-pro-360-premium-cleat-release-cd0085-001-ci5635-001> (Year: 2020).

Primary Examiner — Leanne Was-Englehart
Assistant Examiner — Yelizaveta Y Masalimova
(74) *Attorney, Agent, or Firm* — Schwabe, Williamson & Wyatt, P.C.

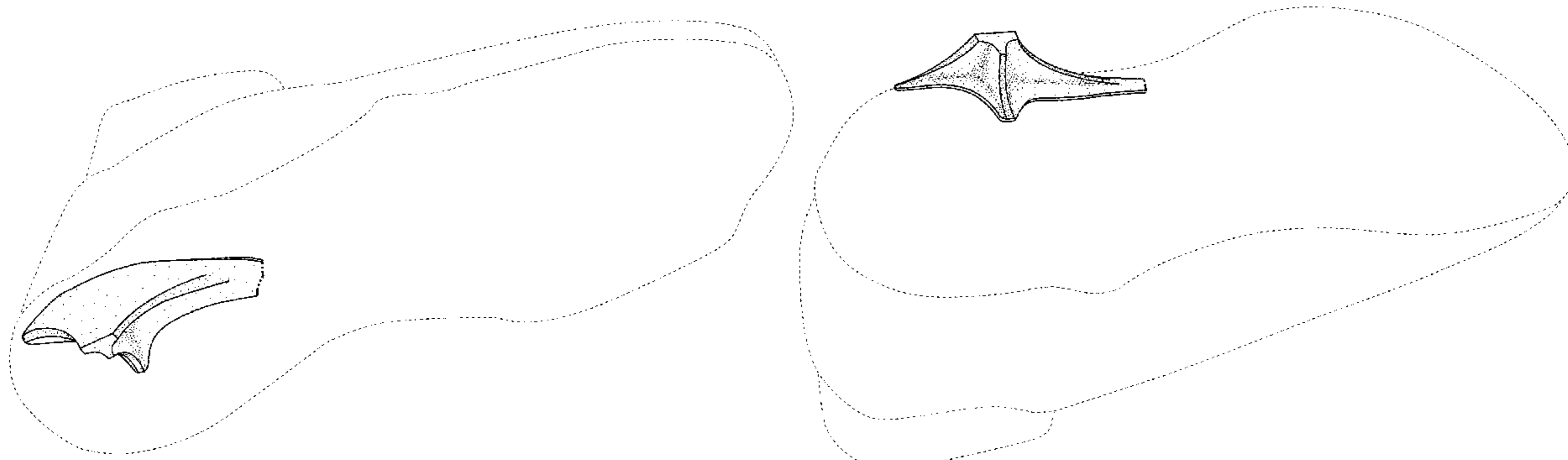
(57) **CLAIM**

I claim the ornamental design for a shoe, as shown and described.

DESCRIPTION

FIG. 1 is a front perspective view of a shoe, showing my new design;
FIG. 2 is a bottom view thereof;
FIG. 3 is a rear perspective view thereof; and,
FIG. 4 is a left side view thereof.
The dot-dot-dash lines adjacent to the shaded area represent the boundaries of the claimed design and form no part thereof. The remainder of the broken lines show features of the shoe that form no part of the claimed design.

1 Claim, 4 Drawing Sheets



(56)

References Cited

U.S. PATENT DOCUMENTS

2013/0067771 A1* 3/2013 Minami A43B 13/22
36/103
2016/0206046 A1 7/2016 Cross
2017/0055634 A1 3/2017 Baucom et al.
2017/0202301 A1 7/2017 Amis et al.
2019/0037970 A1 2/2019 Klug et al.
2020/0375320 A1 12/2020 Srek

* cited by examiner

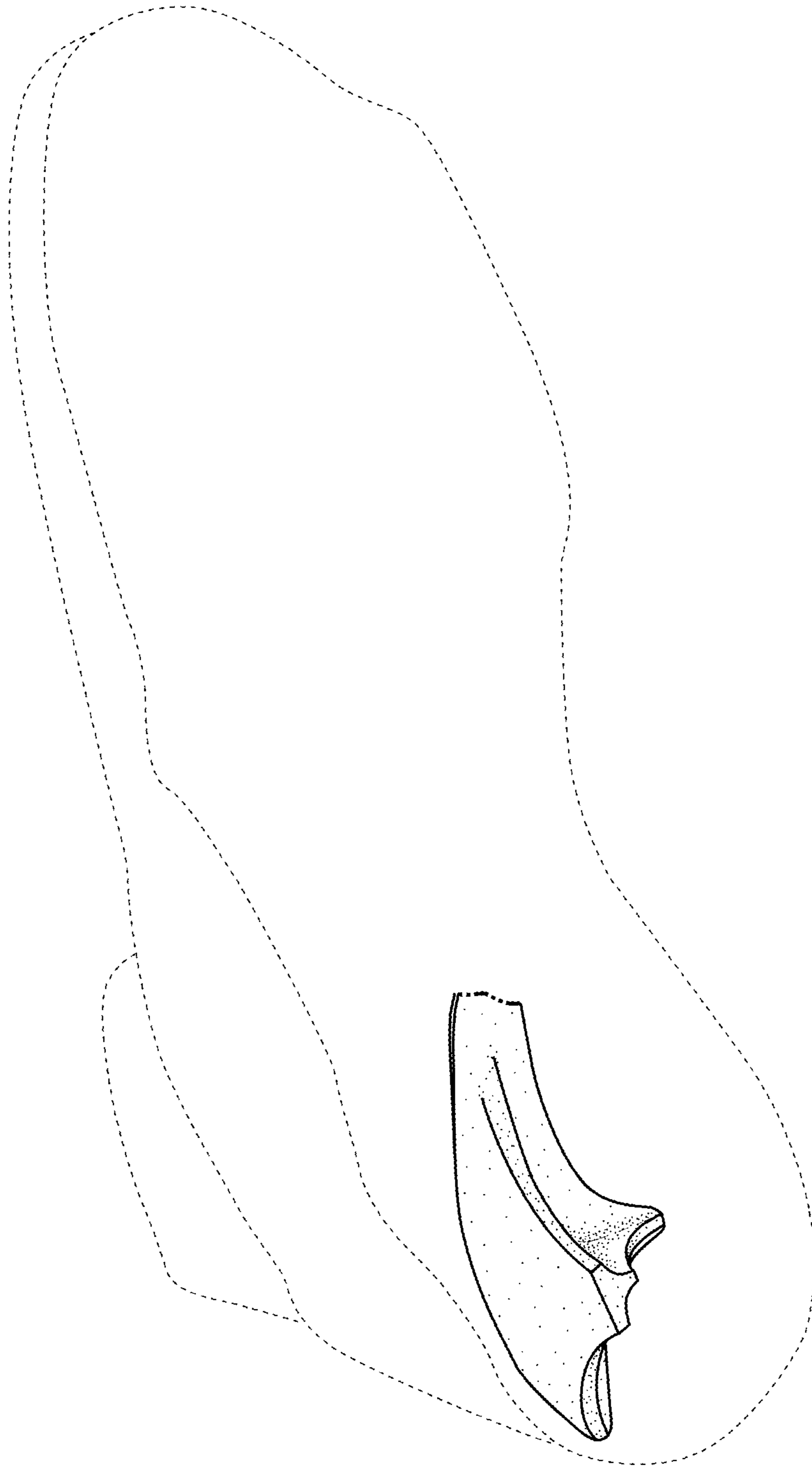


FIG. 1

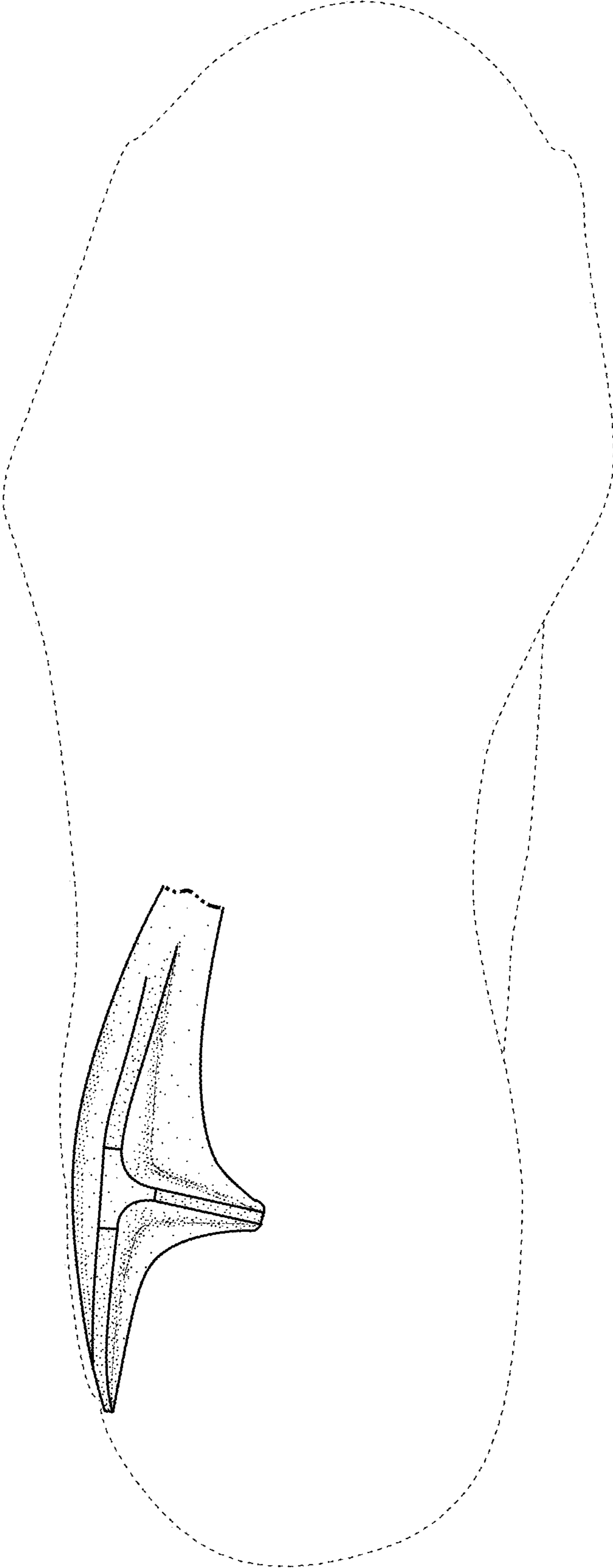


FIG. 2

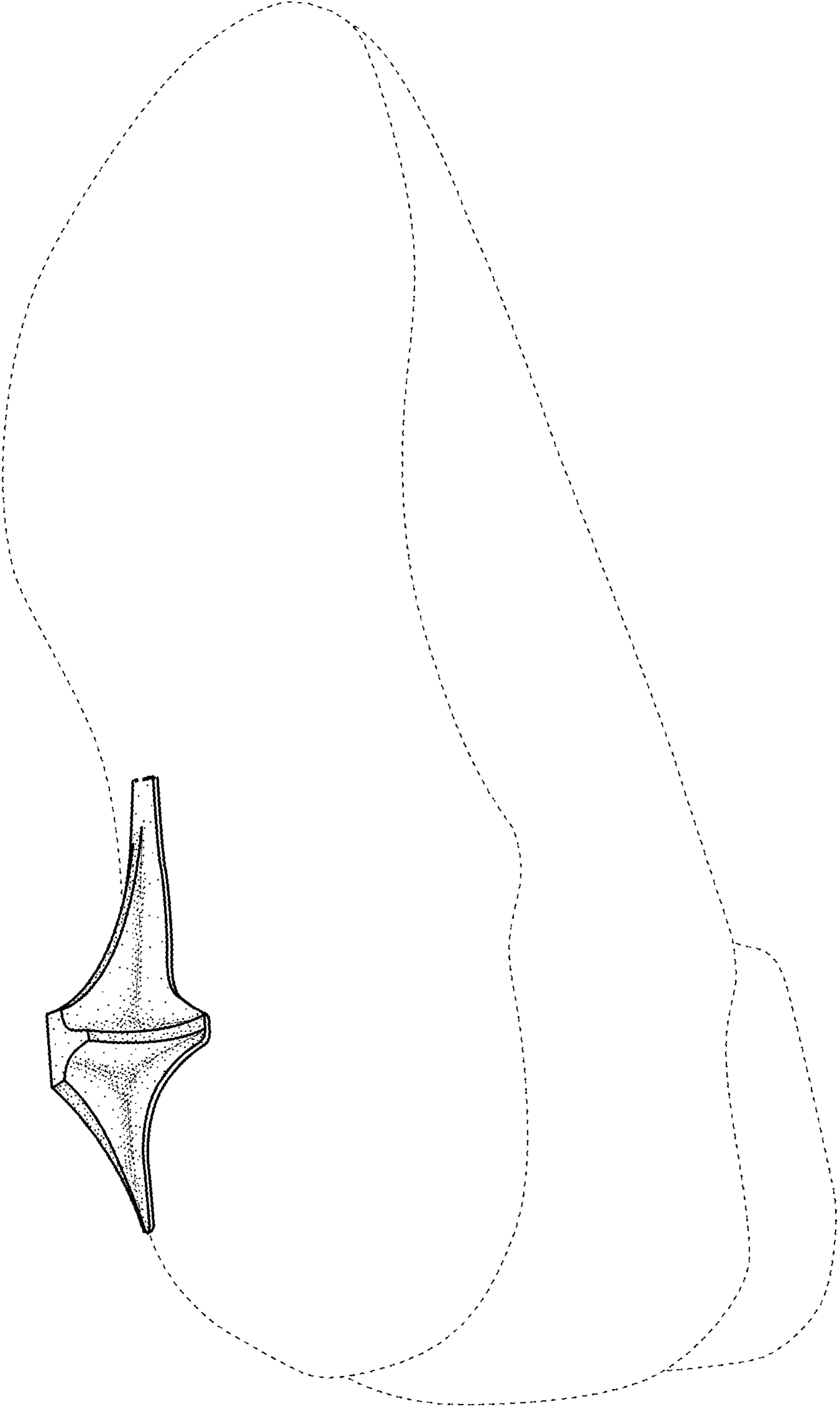


FIG. 3

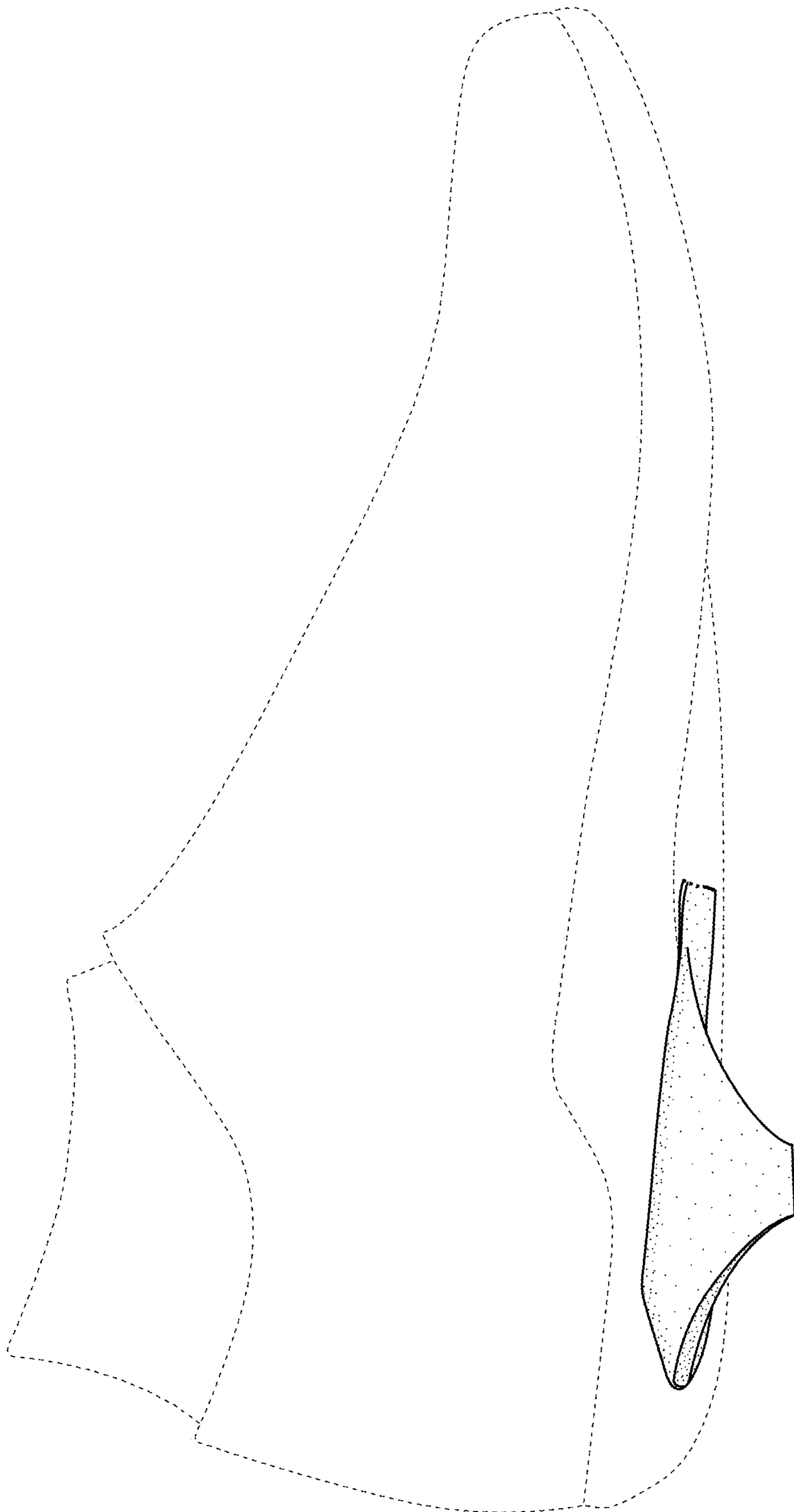


FIG. 4