



US00D962532S

(12) **United States Design Patent** (10) **Patent No.:** **US D962,532 S**  
**He** (45) **Date of Patent:** **\*\* Aug. 30, 2022**

(54) **STAGE LIGHT**

(71) Applicant: **Yuji He**, Guangdong (CN)

(72) Inventor: **Yuji He**, Guangdong (CN)

(\*\*) Term: **15 Years**

(21) Appl. No.: **29/707,533**

(22) Filed: **Sep. 29, 2019**

(51) **LOC (13) Cl.** ..... **26-03**

(52) **U.S. Cl.**  
USPC ..... **D26/104; D26/51**

(58) **Field of Classification Search**  
USPC ..... D26/24, 51, 52, 67, 74, 93, 104, 106;  
D16/221, 225

CPC ..... F21S 10/06; F21S 10/063; F21S 6/002;  
F21V 9/08; F21V 9/083; F21W 2121/006;  
F21W 2121/008

See application file for complete search history.

(56) **References Cited**

**U.S. PATENT DOCUMENTS**

D49,637 S *	9/1916	Ball	.....	D26/24
D107,878 S *	1/1938	Levy	.....	D26/74
D577,458 S *	9/2008	Chan	.....	D26/104
D866,815 S *	11/2019	Wang	.....	D26/24
D867,626 S *	11/2019	Song	.....	D26/24
D900,376 S *	10/2020	Wang	.....	D26/104
D907,281 S *	1/2021	Wu	.....	D26/104
D914,958 S *	3/2021	Zheng	.....	D26/110
D919,875 S *	5/2021	Peng	.....	D26/110
D927,043 S *	8/2021	Tian	.....	D26/93
D927,751 S *	8/2021	Zheng	.....	D26/94
D930,222 S *	9/2021	Song	.....	D26/106

D945,052 S *	3/2022	Huang	.....	D26/112
D948,095 S *	4/2022	Zheng	.....	D26/104
2021/0364142 A1 *	11/2021	Zheng	.....	F21V 23/04

**OTHER PUBLICATIONS**

Disco Ball Party Lights, ASIN: B07QS9ZHXF. Available from amazon.com Apr. 17, 2019. (Year: 2019).\*  
BODAKER Projector Night Light, ASIN: B08HN2MY94. Available from amazon.com Jan. 10, 2021. (Year: 2021).\*  
LED Starry Star Night Light Laser Projector, Item#: 9SIAPSTC4M8766. Available from <https://www.newegg.com/p/0M1-013S-00AG8> Sep. 14, 2020. (Year: 2020).\*

\* cited by examiner

*Primary Examiner* — Clare E Heflin

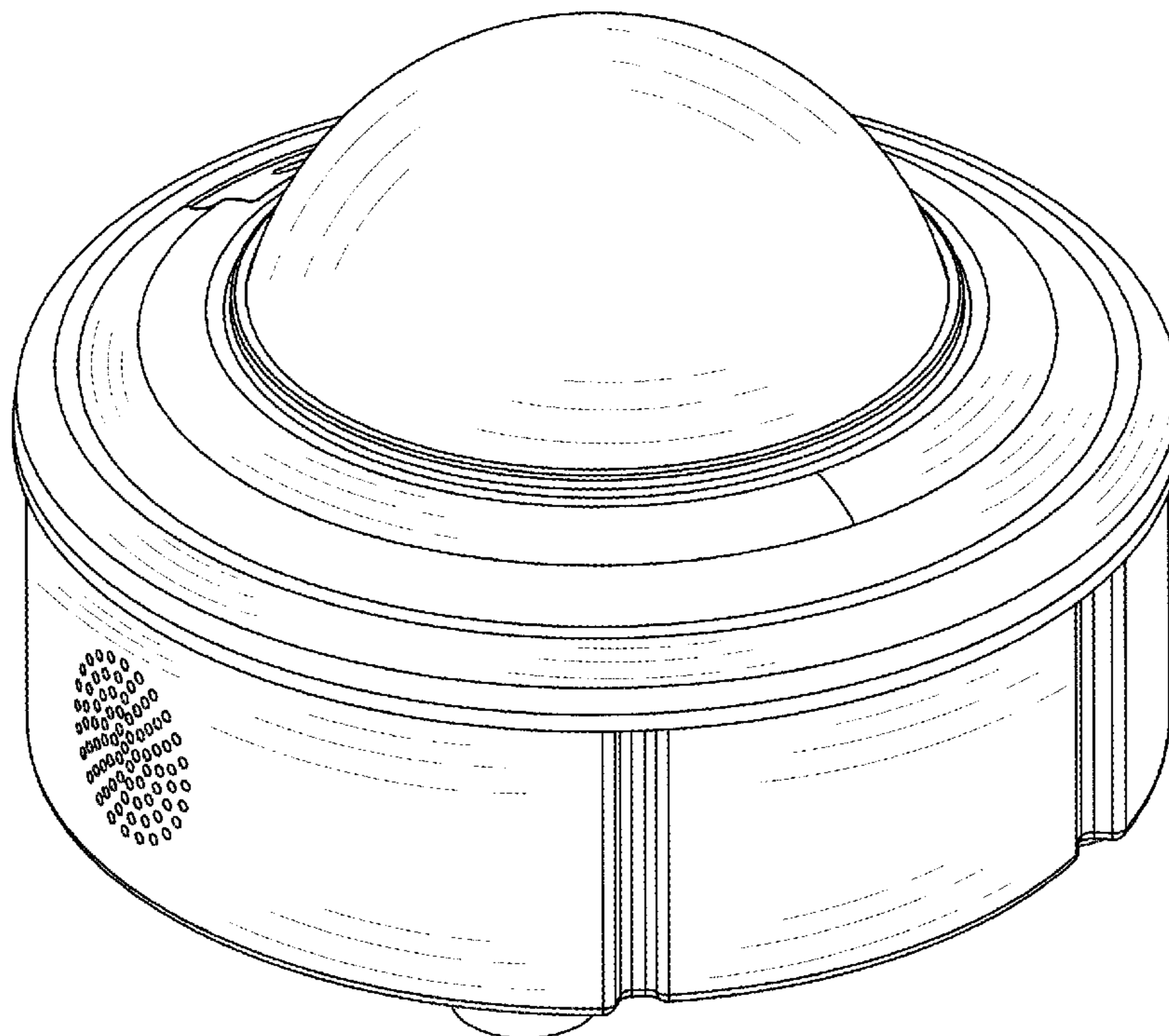
(57) **CLAIM**

The ornamental design for a stage light, as shown and described.

**DESCRIPTION**

FIG. 1 is a perspective view of a stage light showing my new design;  
FIG. 2 is a front elevational view thereof;  
FIG. 3 is a rear elevational view thereof;  
FIG. 4 is a left side elevational view thereof;  
FIG. 5 is a right side elevational view thereof;  
FIG. 6 is a top plan view thereof; and,  
FIG. 7 is a bottom plan view thereof.  
The broken lines in the drawings depict portions of the stage light that form no part of the claimed design.

**1 Claim, 7 Drawing Sheets**



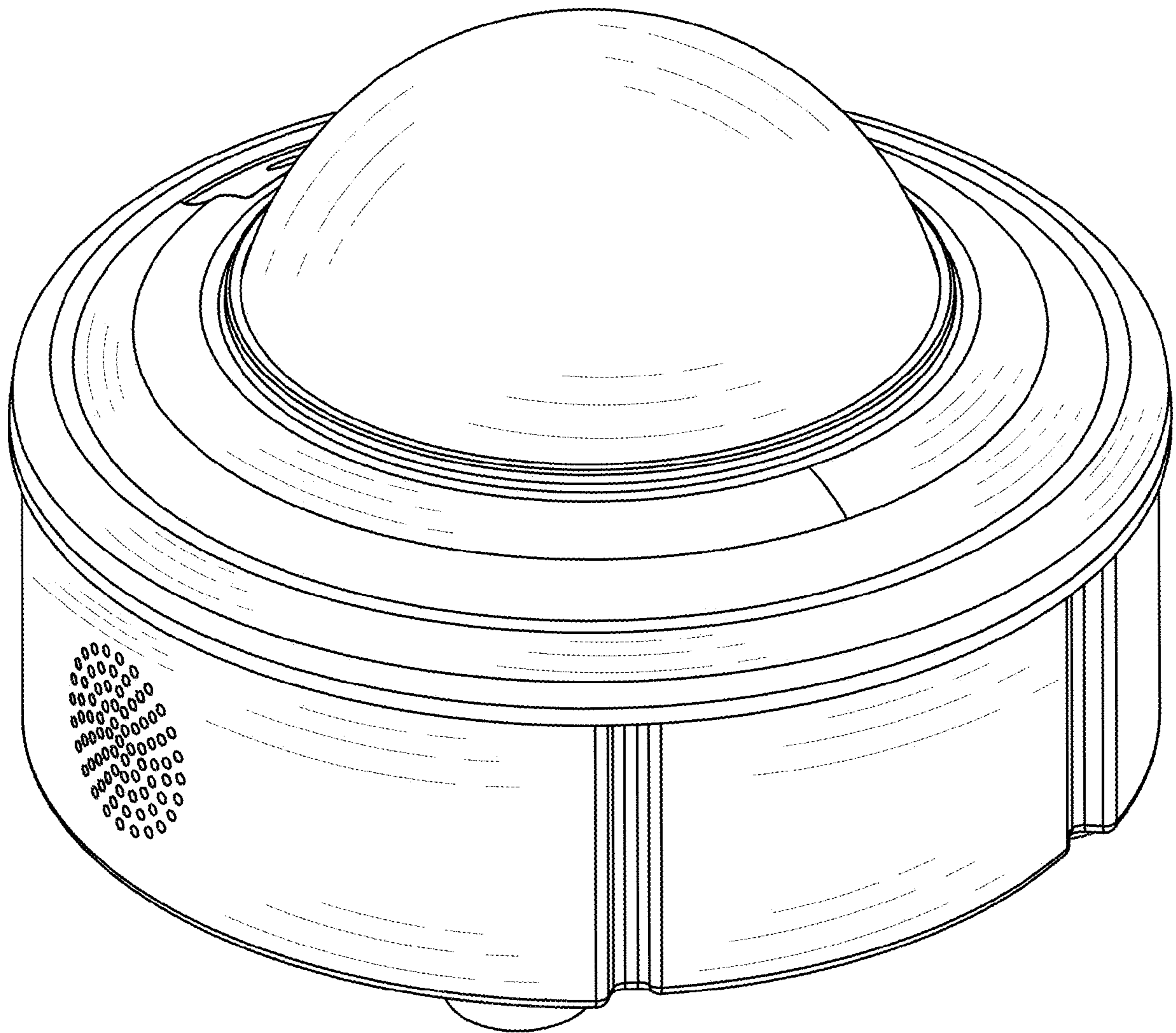


FIG. 1




FIG. 2

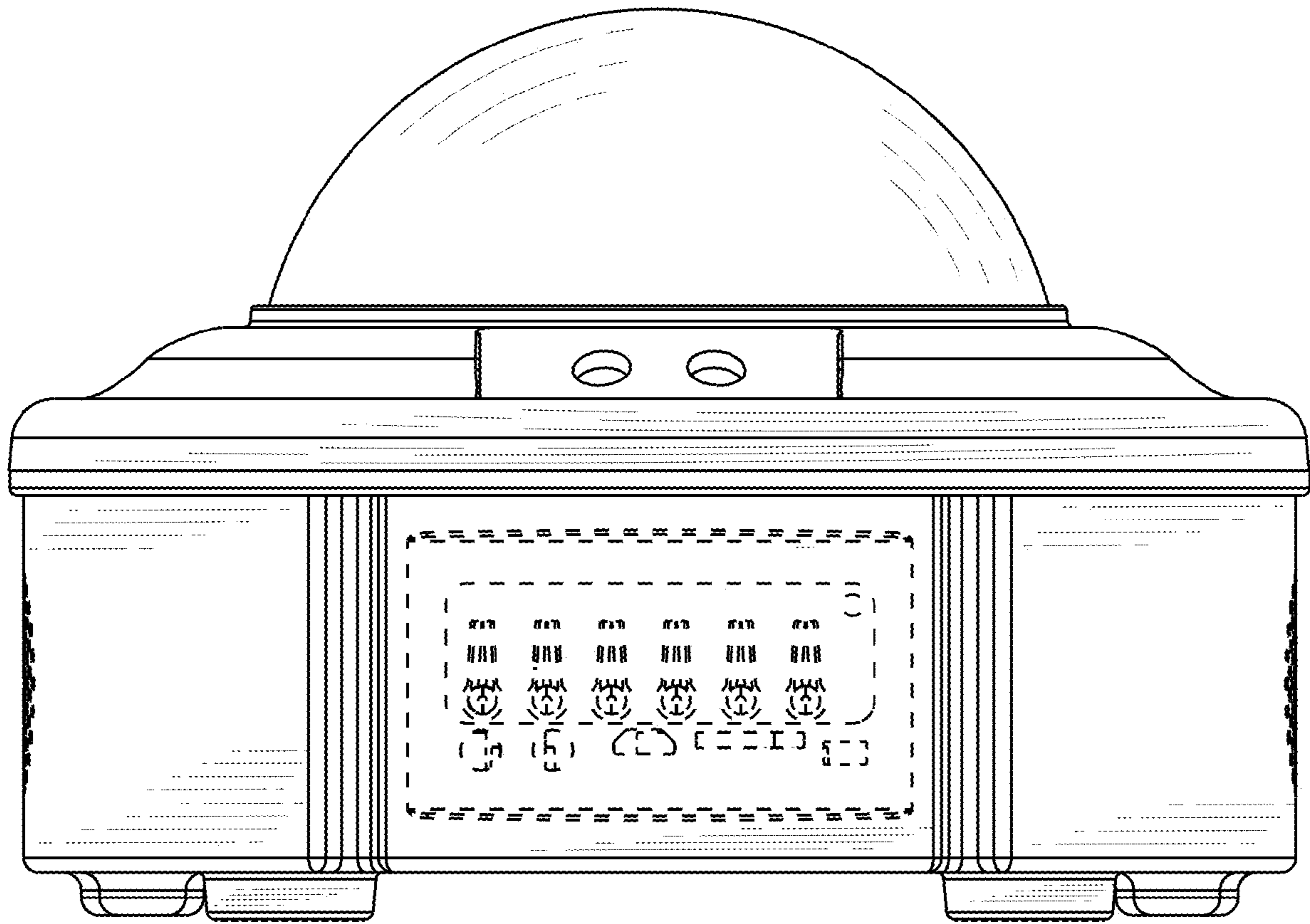


FIG. 3

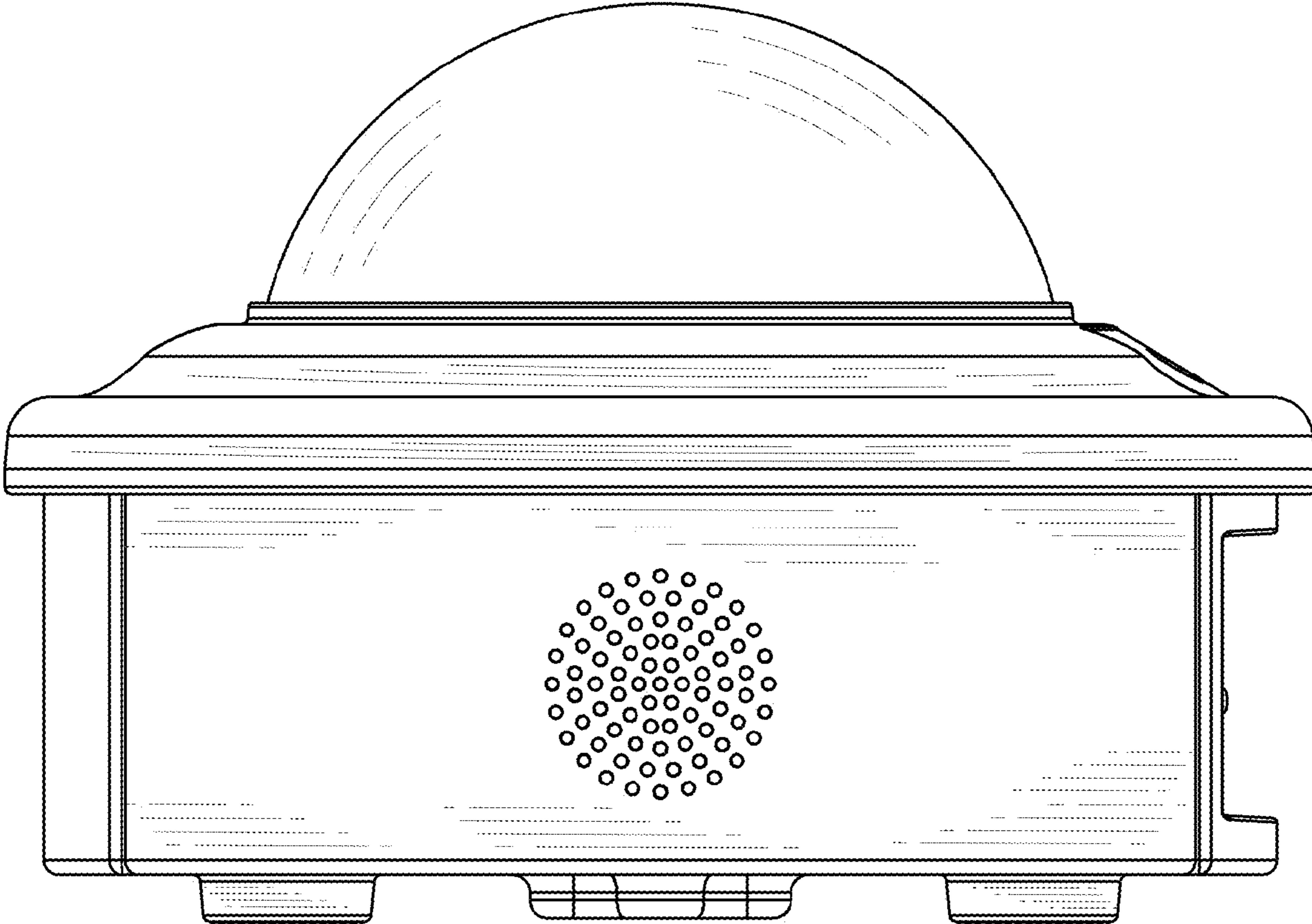


FIG. 4

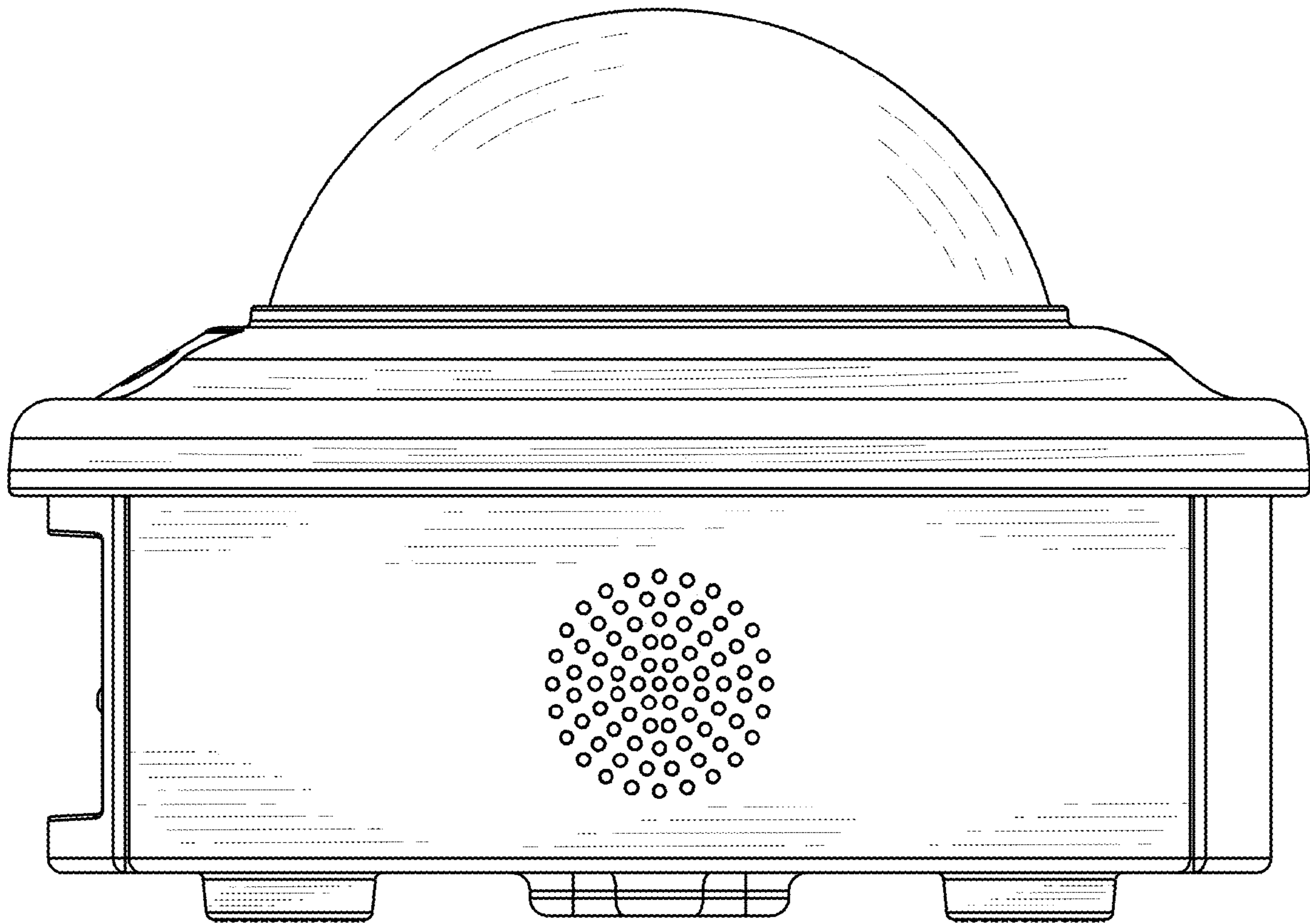


FIG. 5

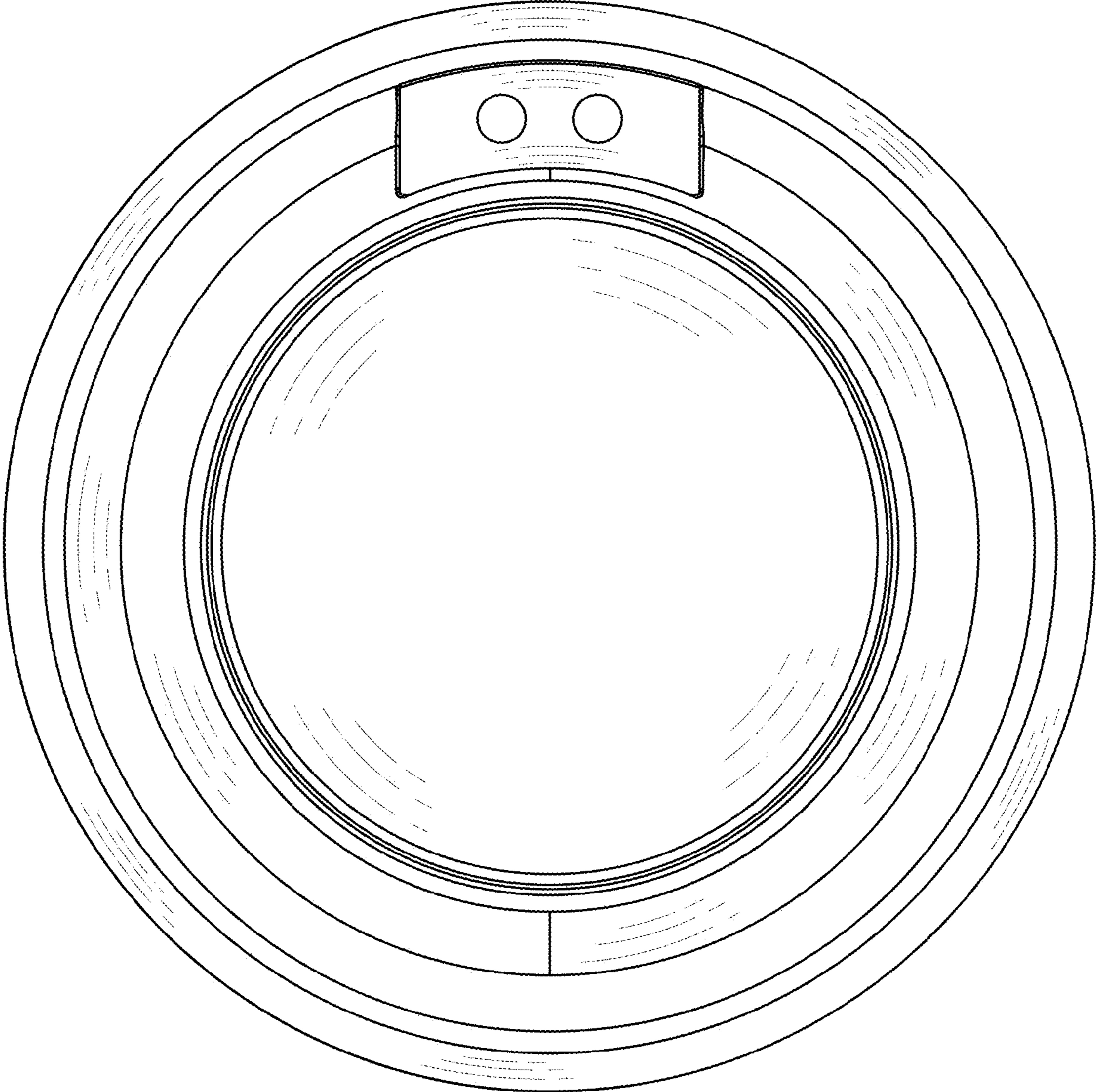


FIG. 6

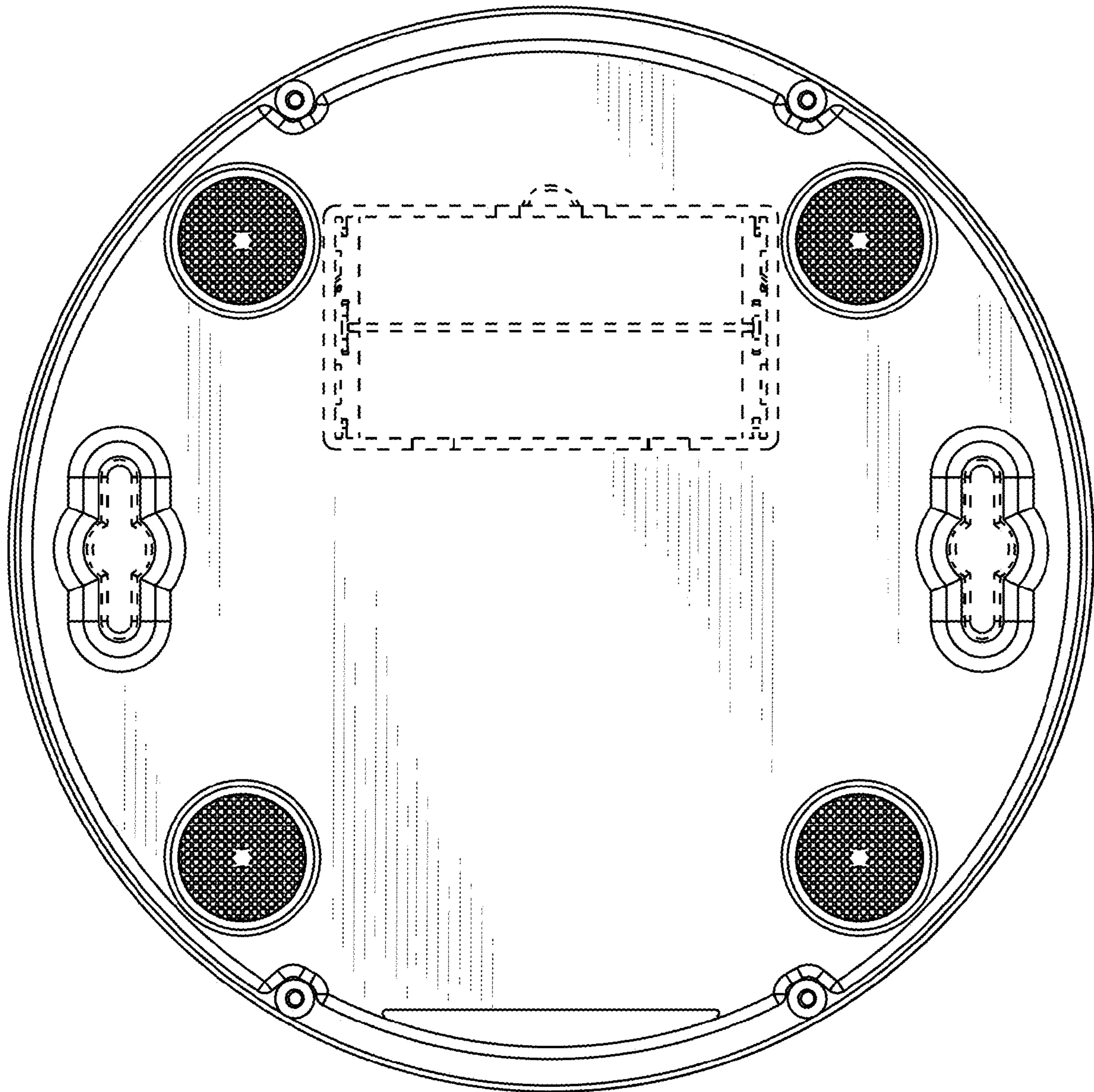


FIG. 7