



US00D962524S

(12) **United States Design Patent** (10) **Patent No.:** **US D962,524 S**
Mai (45) **Date of Patent:** **** Aug. 30, 2022**

(54) **WALL LAMP**

(71) Applicant: **Quanhua Mai**, Guangdong (CN)

(72) Inventor: **Quanhua Mai**, Guangdong (CN)

(**) Term: **15 Years**

(21) Appl. No.: **29/746,964**

(22) Filed: **Aug. 18, 2020**

(51) **LOC (13) Cl.** **26-03**

(52) **U.S. Cl.**
USPC **D26/85**

(58) **Field of Classification Search**
USPC D26/24, 72, 73, 74, 85, 87, 89, 92
CPC F21S 8/03; F21S 8/033; F21S 8/036; F21S
8/037; F21S 9/022; F21S 9/024; F21S
9/03; F21S 9/035; F21S 9/037; F21W
2131/107

See application file for complete search history.

(56) **References Cited**

U.S. PATENT DOCUMENTS

D79,099 S *	7/1929	Reimer	D26/85
D583,978 S *	12/2008	Duffy	D26/85
D588,294 S *	3/2009	Flores	D26/85
D589,201 S *	3/2009	Sabernig	D26/85
D646,832 S *	10/2011	Chen	D26/85
D695,444 S *	12/2013	Yang	D26/104
D705,476 S *	5/2014	Nankil	D26/85
D728,143 S *	4/2015	Nankil	D26/85
D747,532 S *	1/2016	Gough	D26/85
D764,093 S *	8/2016	Sabernig	D26/85
D800,943 S *	10/2017	Shundong	D26/85
D893,081 S *	8/2020	Hui	D26/85
2021/0332959 A1 *	10/2021	Li	F21V 17/16

OTHER PUBLICATIONS

TonyEst Solar Fence Lights ASIN: B098XDCVZL. Available from amazon.com Jun. 21, 2021. (Year: 2021).*

Lanpesting Solar Powered Fence Lights ASIN: B098WWVL8S. Available from amazon.com Jun. 25, 2021. (Year: 2021).*

Greluna Solar Wall Lights ASIN: B07BC4S8S6. Available from amazon.com Mar. 9, 2018. (Year: 2018).*

Tacopet Solar Fence Lights ASIN: B09T353B1J. Available from amazon.com Feb. 22, 2022. (Year: 2022).*

* cited by examiner

Primary Examiner — Clare E Heflin

(74) *Attorney, Agent, or Firm* — ScienBiziP, P.C.

(57) **CLAIM**

The ornamental design for a wall lamp, as shown and described.

DESCRIPTION

FIG. 1 is a front perspective view of a wall lamp, showing my design.

FIG. 2 is a front elevation view thereof.

FIG. 3 is a rear elevation view thereof.

FIG. 4 is a left side elevation view thereof.


FIG. 5 is a right side elevation view thereof.

FIG. 6 is a top plan view thereof; and,

FIG. 7 is a bottom plan view thereof.

The broken lines shown on the rear of the article represent portions of the wall lamp that form no part of the claimed design. The broken lines on the bottom of the article represent the boundary of the claimed design, and form no part of the claimed design.

1 Claim, 7 Drawing Sheets






FIG.1




FIG. 2




FIG.3

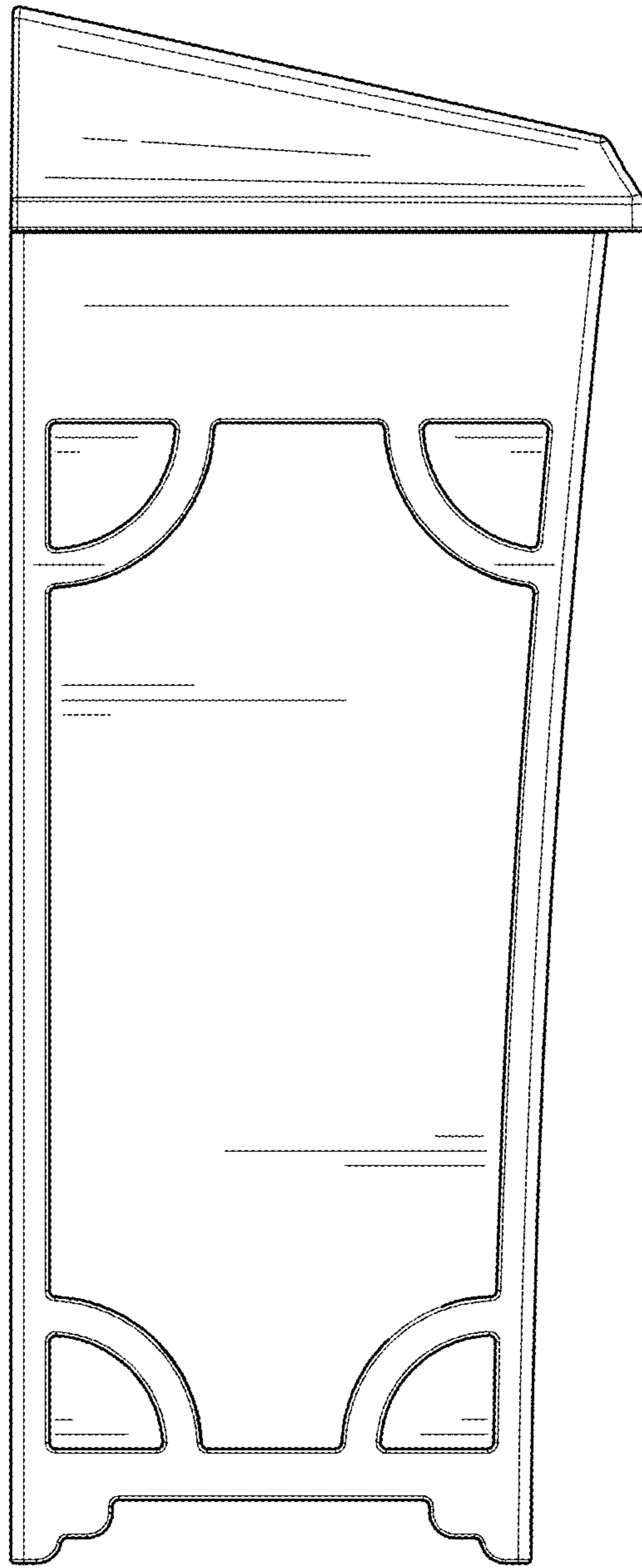


FIG.4

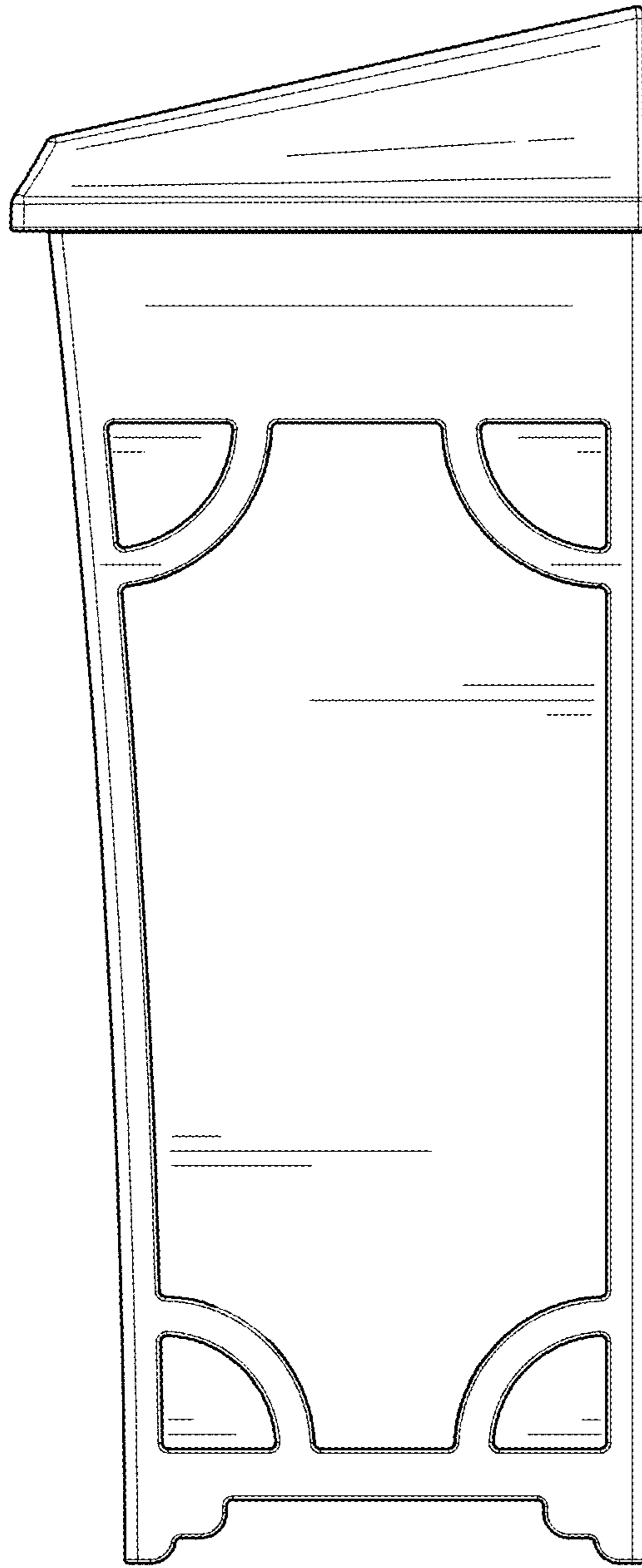


FIG.5




FIG.6

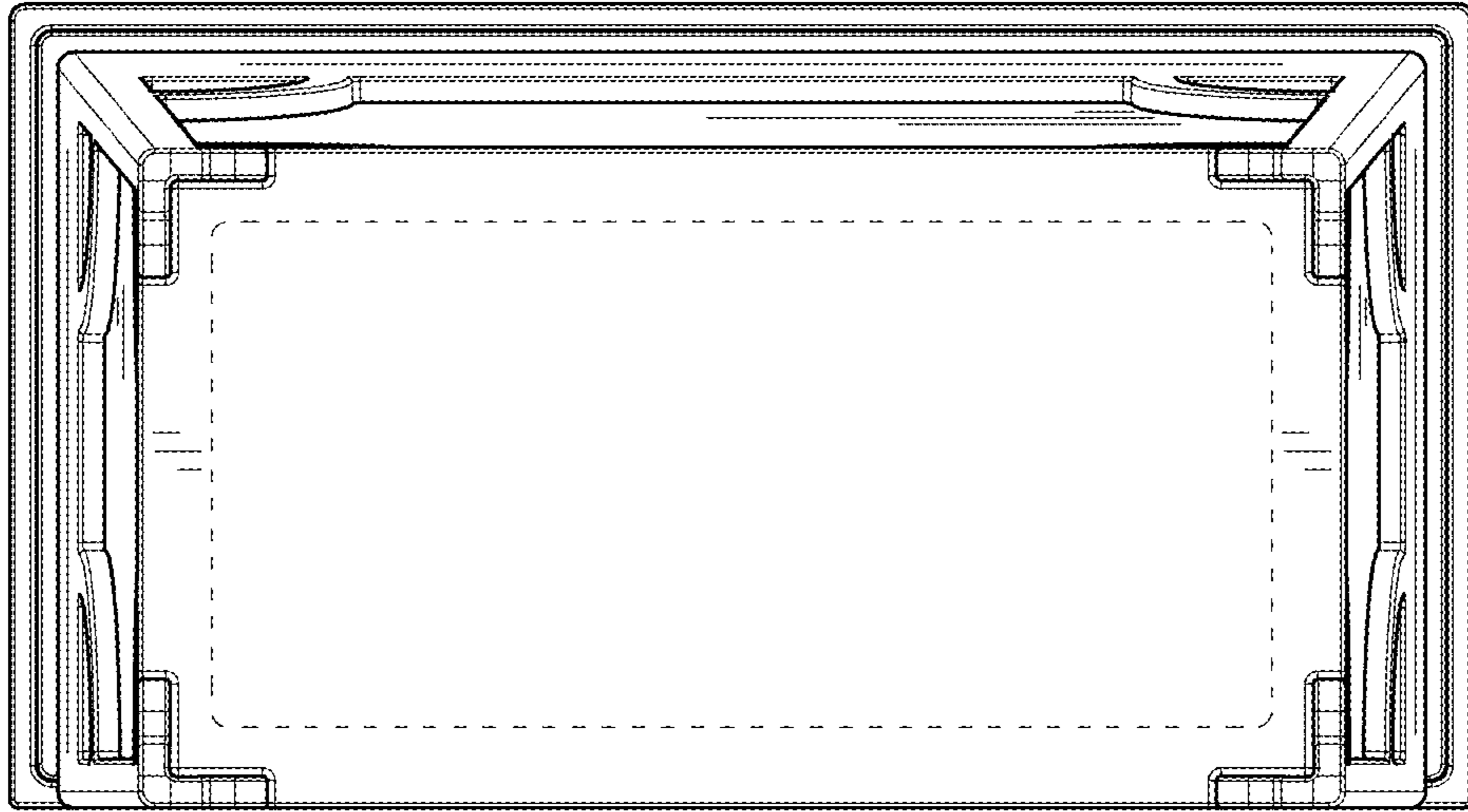


FIG.7