



US00D962523S

(12) **United States Design Patent** (10) **Patent No.:** **US D962,523 S**  
**Mai** (45) **Date of Patent:** **\*\* Aug. 30, 2022**

(54) **WALL LAMP**

(71) Applicant: **Quanhua Mai**, Guangdong (CN)

(72) Inventor: **Quanhua Mai**, Guangdong (CN)

(\*\*) Term: **15 Years**

(21) Appl. No.: **29/746,963**

(22) Filed: **Aug. 18, 2020**

(51) **LOC (13) Cl.** ..... **26-03**

(52) **U.S. Cl.**  
USPC ..... **D26/85**

(58) **Field of Classification Search**  
USPC ..... D26/24, 72, 73, 74, 85, 87, 89, 92  
CPC .... F21S 8/03; F21S 8/033; F21S 8/036; F21S  
8/037; F21S 9/022; F21S 9/024; F21S  
9/03; F21S 9/035; F21S 9/037; F21W  
2131/107

See application file for complete search history.

(56) **References Cited**

**U.S. PATENT DOCUMENTS**

D583,978 S *	12/2008	Duffy	.....	D26/85
D588,294 S *	3/2009	Flores	.....	D26/85
D589,201 S *	3/2009	Sabernig	.....	D26/85
D695,444 S *	12/2013	Yang	.....	D26/104
D705,476 S *	5/2014	Nankil	.....	D26/85
D728,143 S *	4/2015	Nankil	.....	D26/85
D747,532 S *	1/2016	Gough	.....	D26/85
D764,093 S *	8/2016	Sabernig	.....	D26/85
D800,943 S *	10/2017	Shundong	.....	D26/85
D893,081 S *	8/2020	Hui	.....	D26/85
2021/0332959 A1 *	10/2021	Li	.....	F21V 17/16

**OTHER PUBLICATIONS**

TonyEst Solar Fence Lights ASIN: B098XDCVZL. Available from amazon.com Jun. 21, 2021. (Year: 2021).\*  
Lanpeping Solar Powered Fence Lights ASIN: B098WWVL8S. Available from amazon.com Jun. 25, 2021. (Year: 2021).\*  
Greluna Solar Wall Lights ASIN: B07BC4S8S6. Available from amazon.com Mar. 9, 2018. (Year: 2018).\*  
Tacopet Solar Fence Lights ASIN: B09T353B1J. Available from amazon.com Feb. 22, 2022. (Year: 2022).\*

\* cited by examiner

*Primary Examiner* — Clare E Heflin

(74) *Attorney, Agent, or Firm* — ScienBiziP, P.C.

(57) **CLAIM**

The ornamental design for a wall lamp, as shown and described.

**DESCRIPTION**

FIG. 1 is a front perspective view of a wall lamp, showing my design.

FIG. 2 is a front elevation view thereof.

FIG. 3 is a rear elevation view thereof.

FIG. 4 is a left side elevation view thereof.


FIG. 5 is a right side elevation view thereof.

FIG. 6 is a top plan view thereof; and,

FIG. 7 is a bottom plan view thereof.

The broken lines shown on the rear of the article represent portions of the wall lamp that form no part of the claimed design. The broken lines on the bottom of the article represent the boundary of the claimed design, and form no part of the claimed design.

**1 Claim, 7 Drawing Sheets**






FIG.1

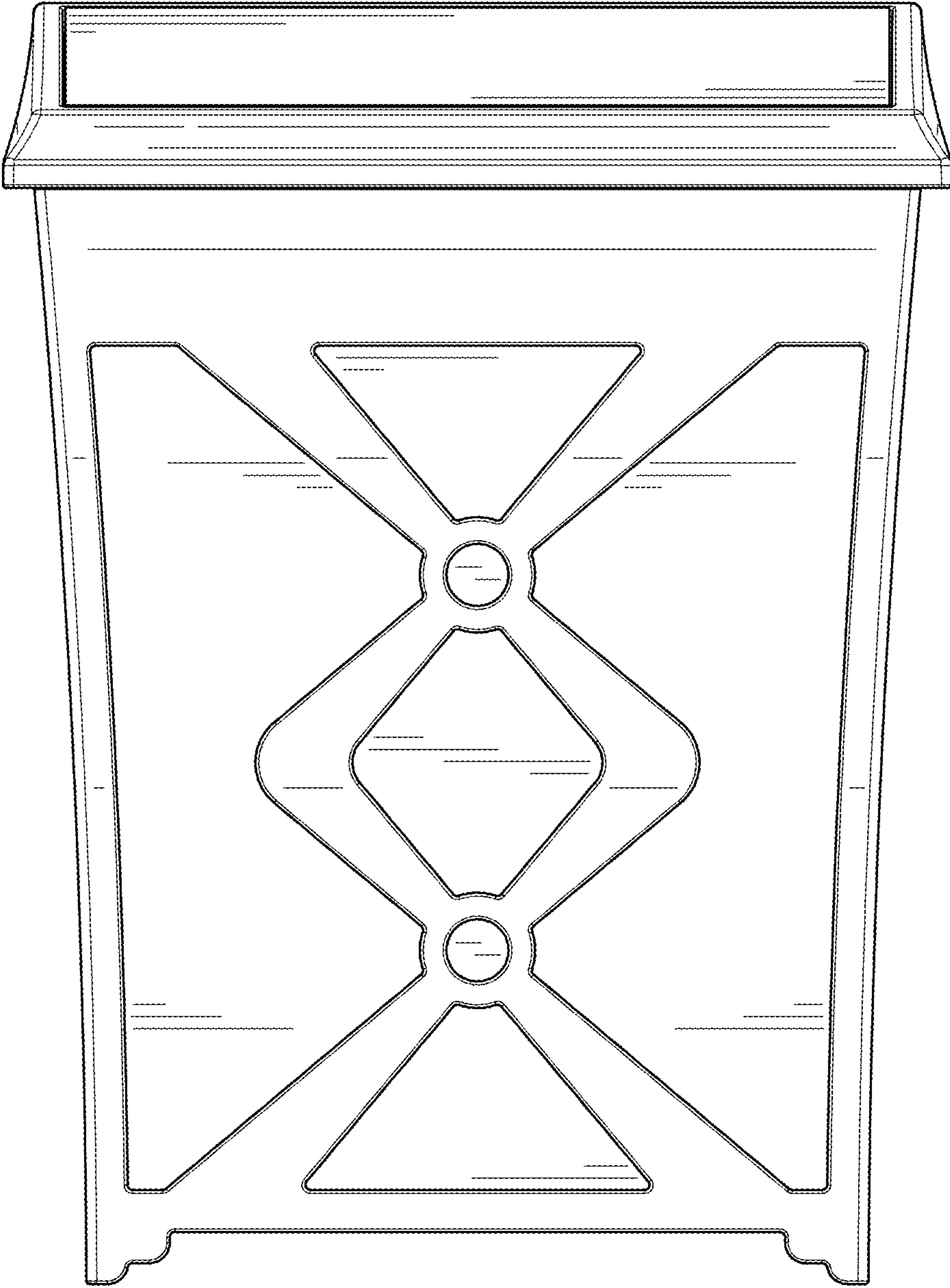


FIG.2




FIG.3

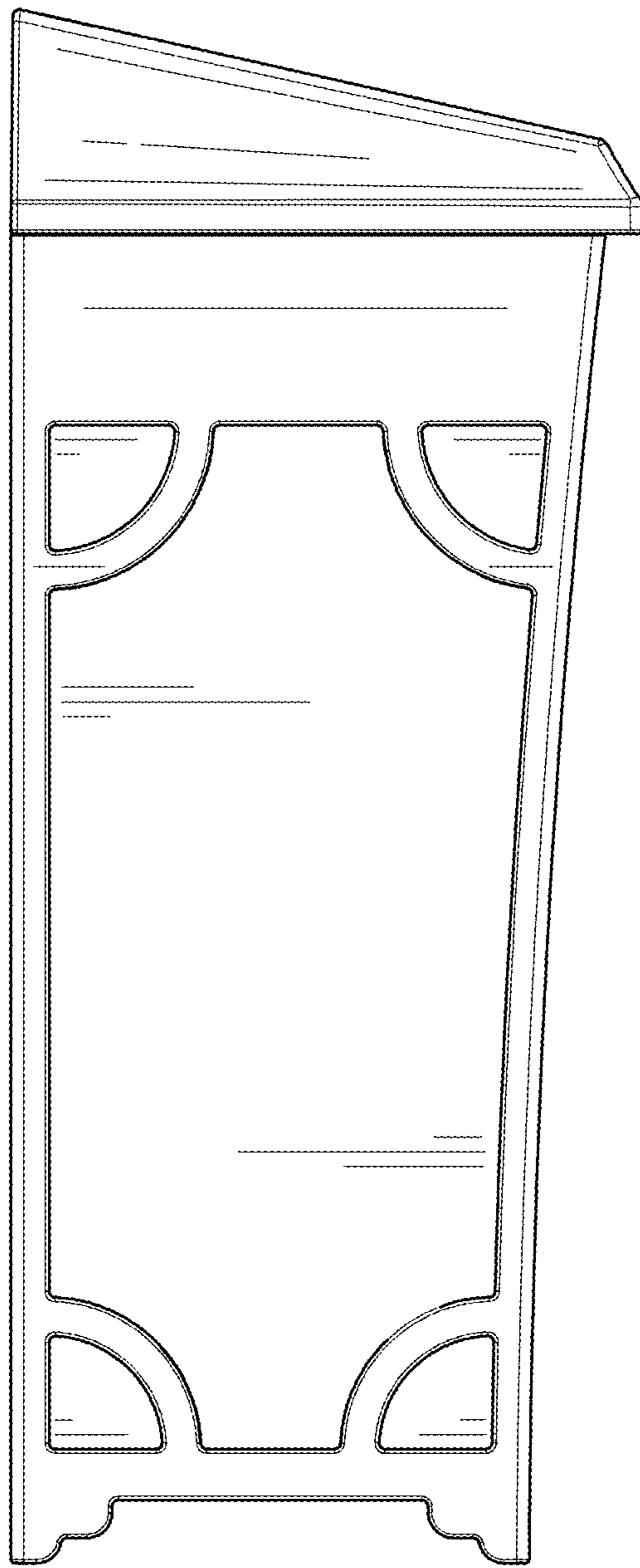


FIG.4

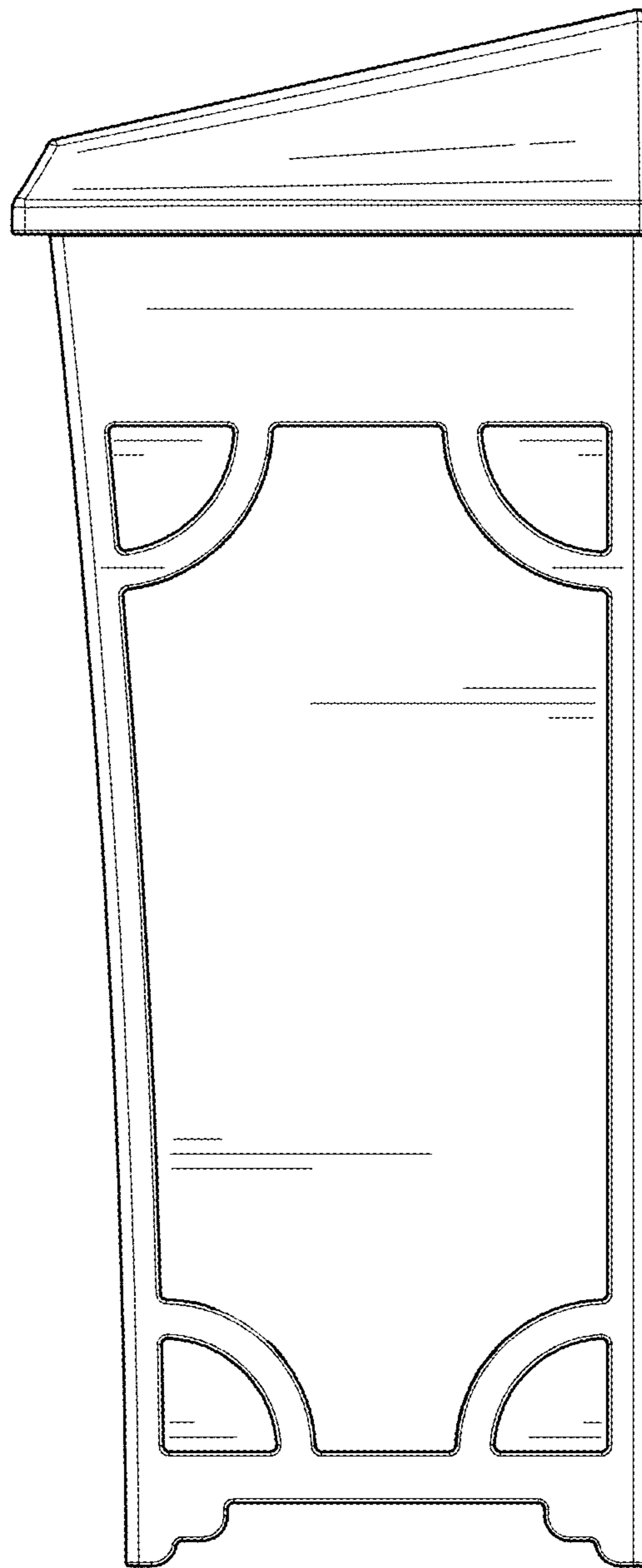


FIG.5




FIG.6

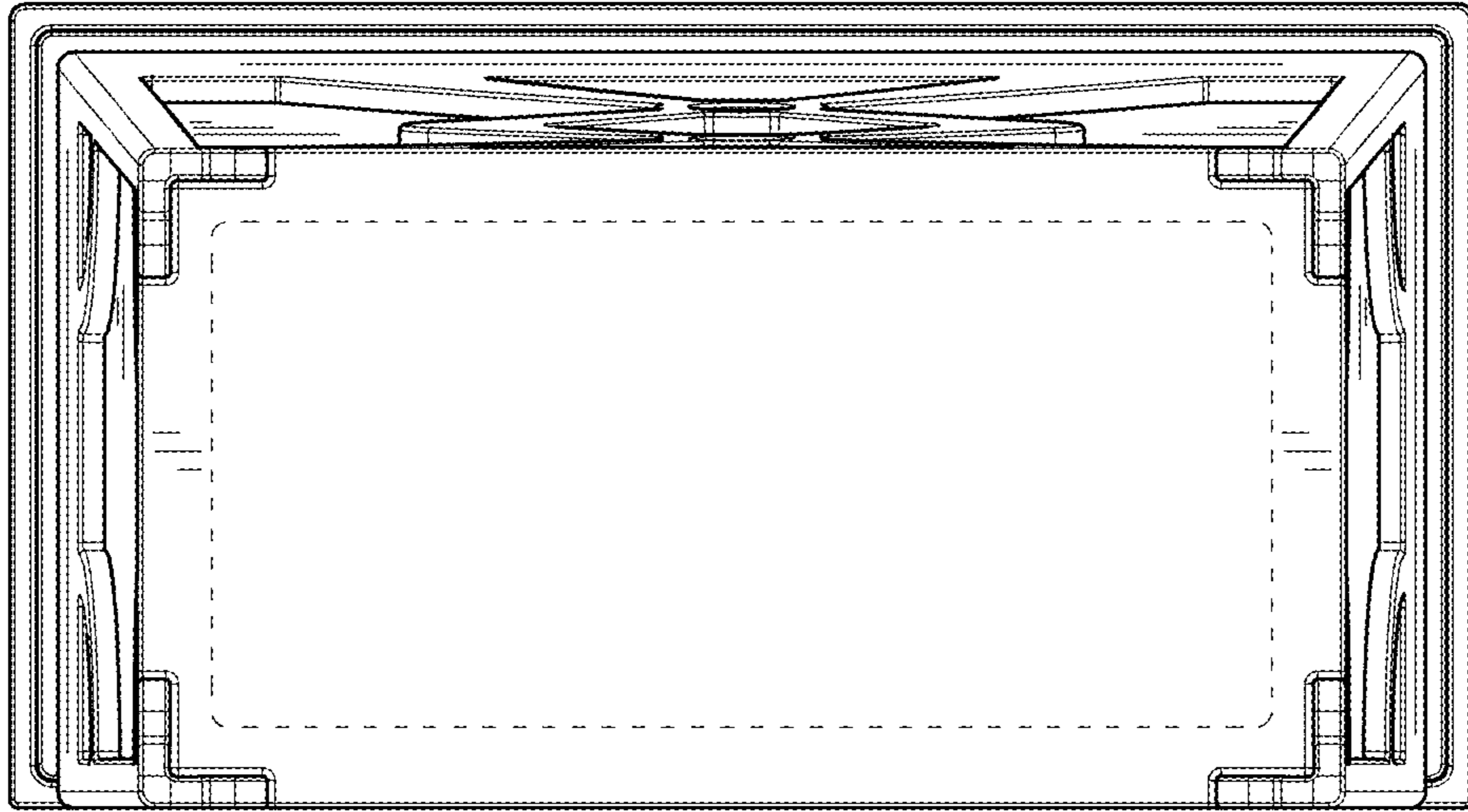


FIG.7