



US00D962521S

(12) **United States Design Patent** (10) **Patent No.:** **US D962,521 S**
Yu (45) **Date of Patent:** **** Aug. 30, 2022**

(54) **DECORATIVE ORNAMENT**

(71) Applicant: **Shenzhen Qiancheng Jingmi Electronic Technology Co., Ltd.**,
Guangdong (CN)

(72) Inventor: **Qiumei Yu**, Guangdong (CN)

(**) Term: **15 Years**

(21) Appl. No.: **29/800,586**

(22) Filed: **Jul. 22, 2021**

(51) **LOC (13) Cl.** **26-05**

(52) **U.S. Cl.**
USPC **D26/73; D26/101**

(58) **Field of Classification Search**
USPC D26/1, 2, 19, 24, 25, 32, 60, 67, 68, 73,
D26/93, 94, 98, 99, 101, 104; D11/90,
D11/106, 115, 121, 125, 127, 128, 157,
D11/160, 162
CPC F21W 2121/00; F21W 2121/04; F21W
2121/006; F21W 2121/008; F21W
2131/30; F21S 6/002
See application file for complete search history.

(56) **References Cited**

U.S. PATENT DOCUMENTS

D225,260 S * 11/1972 Morris D26/73
D226,972 S * 5/1973 Schwartz D26/26

D450,151 S * 11/2001 Jost D26/101
D507,360 S * 7/2005 Yuen D26/73
D551,785 S * 9/2007 Montgomery D26/26
D630,791 S * 1/2011 Wanders D26/127
D751,946 S * 3/2016 Soofer D11/157
D827,181 S * 8/2018 Farid D26/73
D873,473 S * 1/2020 Chen D26/60
D922,246 S 6/2021 Biancalana et al.

* cited by examiner

Primary Examiner — Wan Laymon
Assistant Examiner — Clint A Samuel


(57) **CLAIM**

The ornamental design for a decorative ornament, as shown and described.

DESCRIPTION

FIG. 1 is a front and top perspective view of a decorative ornament, showing my new design;
FIG. 2 is a rear and bottom perspective view thereof;
FIG. 3 is a front elevation view thereof;
FIG. 4 is a rear elevation view thereof;
FIG. 5 is a left side elevation view thereof;
FIG. 6 is a right side elevation view thereof;
FIG. 7 is a top plan view thereof; and,
FIG. 8 is a bottom plan view thereof.
The broken lines in the figures illustrate portions of the decorative ornament that form no part of the claimed design.

1 Claim, 8 Drawing Sheets






FIG. 1




FIG. 2




FIG. 3




FIG. 4




FIG. 5

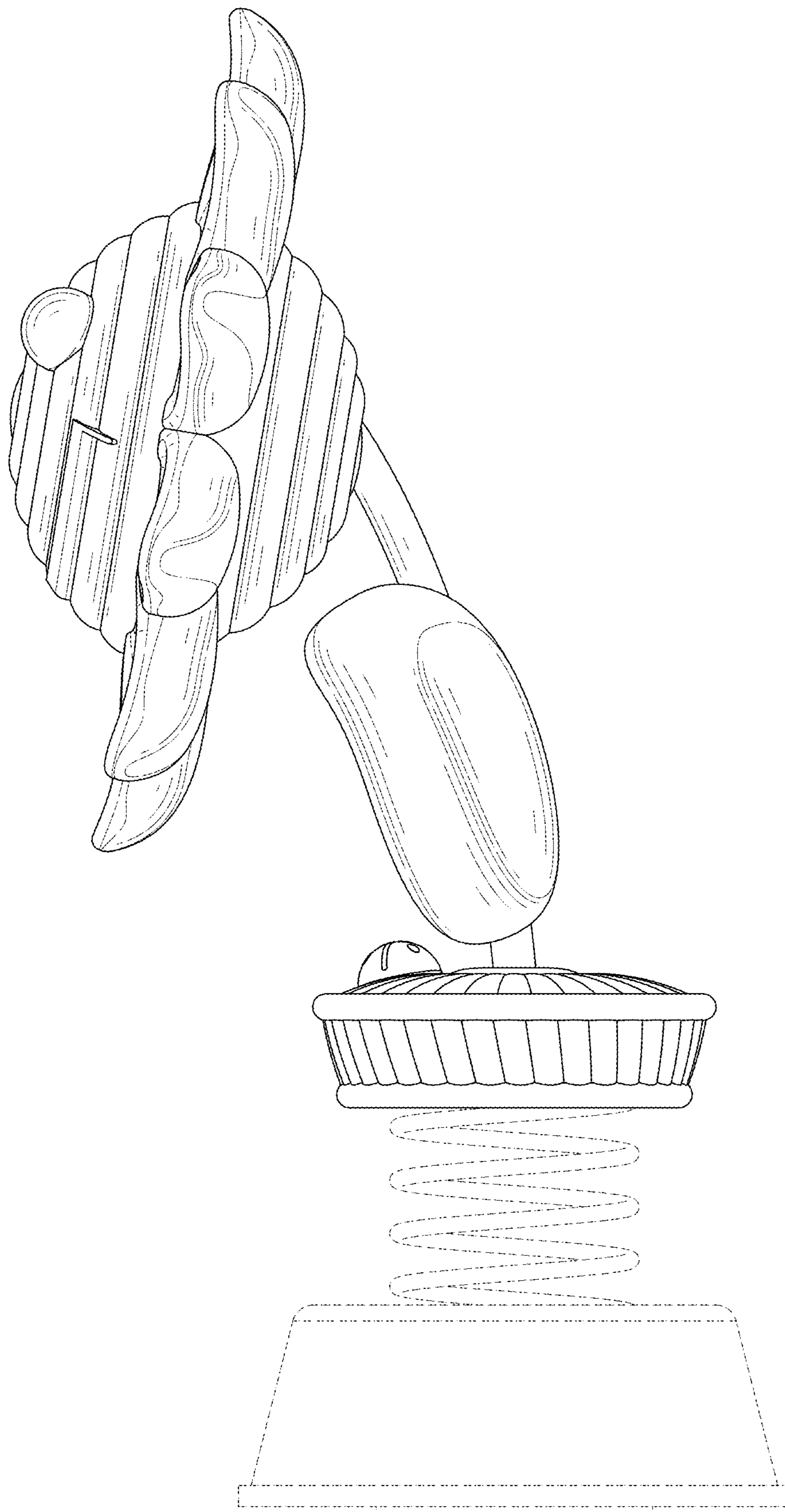


FIG. 6




FIG. 7

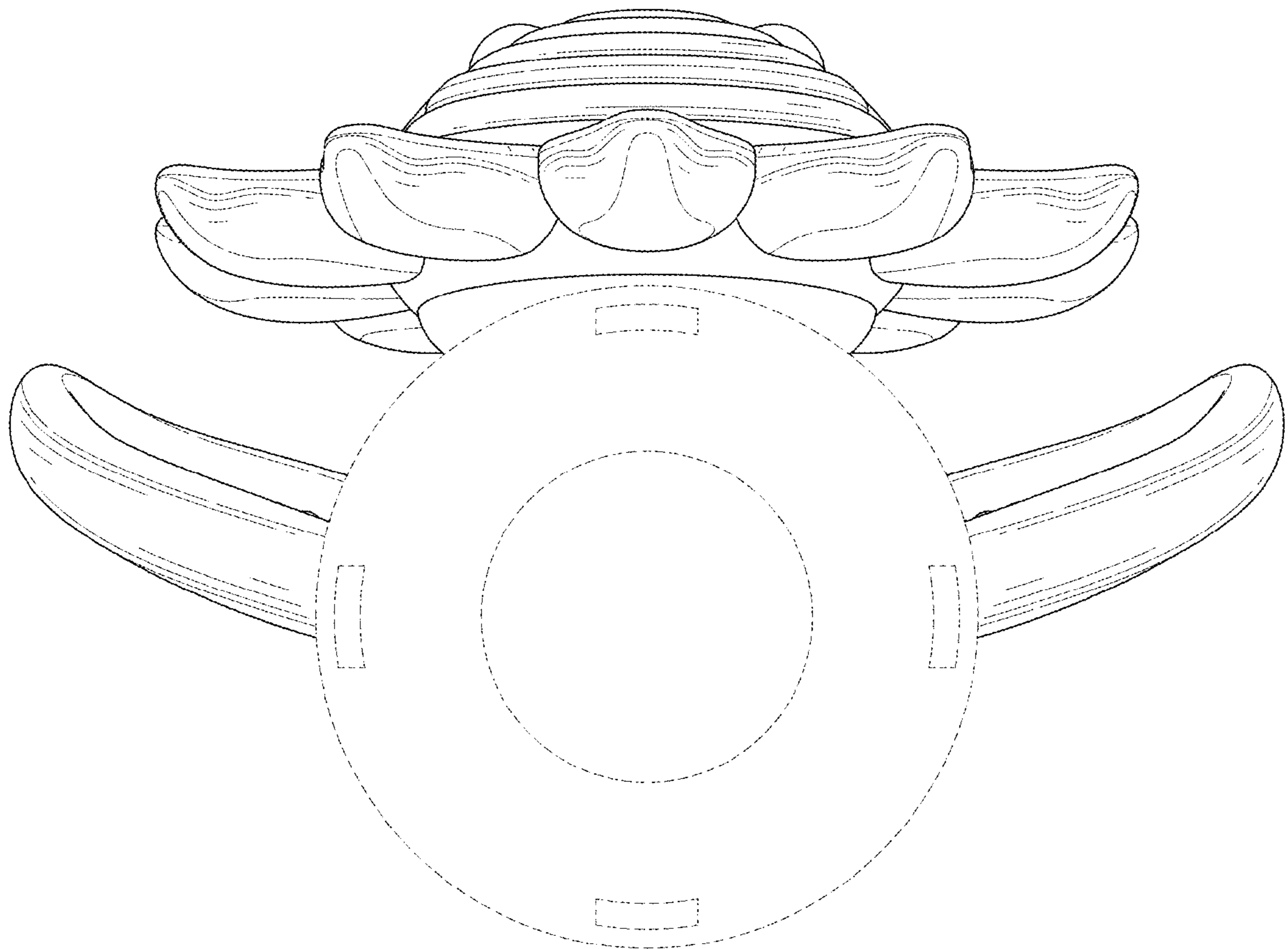


FIG. 8