



US00D962502S

(12) **United States Design Patent** (10) **Patent No.:** **US D962,502 S**
Yang (45) **Date of Patent:** **** Aug. 30, 2022**

(54) **VEHICLE LIGHT**

(71) Applicant: **SONAR AUTO PARTS CO., LTD.**,
New Taipei (TW)

(72) Inventor: **Hsiu-Pen Yang**, New Taipei (TW)

(73) Assignee: **SONAR AUTO PARTS CO., LTD.**,
New Taipei (TW)

(**) Term: **15 Years**

(21) Appl. No.: **29/763,781**

(22) Filed: **Dec. 24, 2020**

(51) **LOC (13) Cl.** **26-06**

(52) **U.S. Cl.**
USPC **D26/28**

(58) **Field of Classification Search**
USPC D26/28, 36, 139
CPC F21S 48/00; F21S 48/10; F21S 48/115;
F21S 48/225; F21S 48/1233; F21S
48/1266; F21S 48/1388; F21S 48/2268;
F21V 5/00; F21V 21/04; F21V 29/004;
B60Q 9/13; B60Q 9/135; B60Q 9/1375;
F21W 2102/17; F21W 2103/00; F21W
2103/35; F21W 2103/55; F21W 2107/13;
F21W 2107/17

See application file for complete search history.

(56) **References Cited**

U.S. PATENT DOCUMENTS

D637,746 S *	5/2011	Kong	D26/28
D711,562 S *	8/2014	Dickman	D26/28
D791,375 S *	7/2017	Lichte	D26/28
D802,183 S *	11/2017	Leutiger	D26/28

* cited by examiner

Primary Examiner — Marcus A Jackson

(74) *Attorney, Agent, or Firm* — Li & Cai Intellectual
Property Office

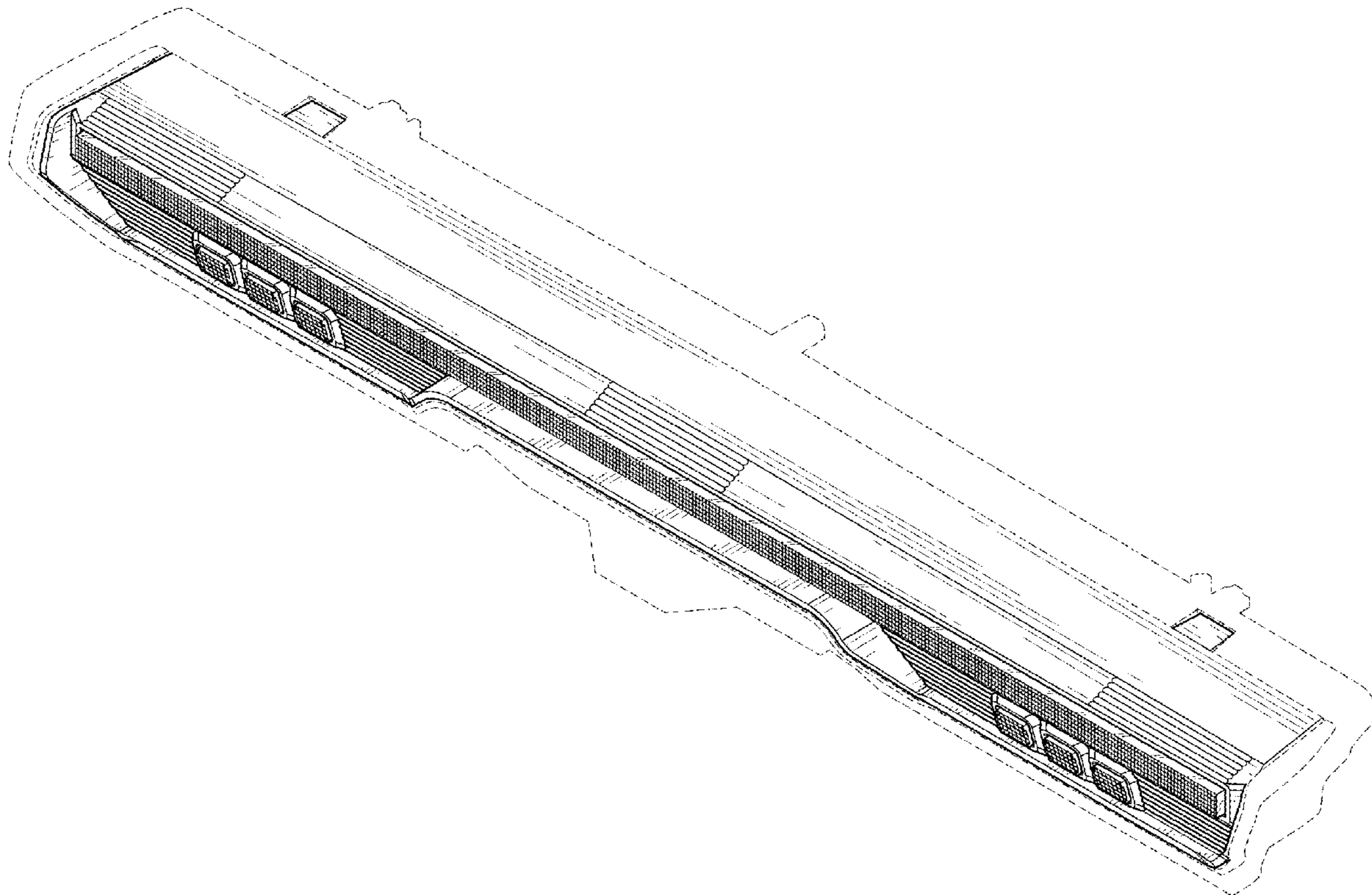
(57) **CLAIM**

The ornamental design for a vehicle light, as shown and
described.

DESCRIPTION

FIG. 1 is a front, right side, top perspective view of a vehicle
light showing the claimed design;
FIG. 2 is a front elevational view thereof;
FIG. 3 is a rear elevational view thereof;
FIG. 4 is a left side elevational view thereof;
FIG. 5 is a right side elevational view thereof;
FIG. 6 is a top plan view thereof; and,
FIG. 7 is a bottom plan view thereof.
The dashed broken lines in the drawing depict portions of
the vehicle light that form no part of the claimed design.

1 Claim, 6 Drawing Sheets



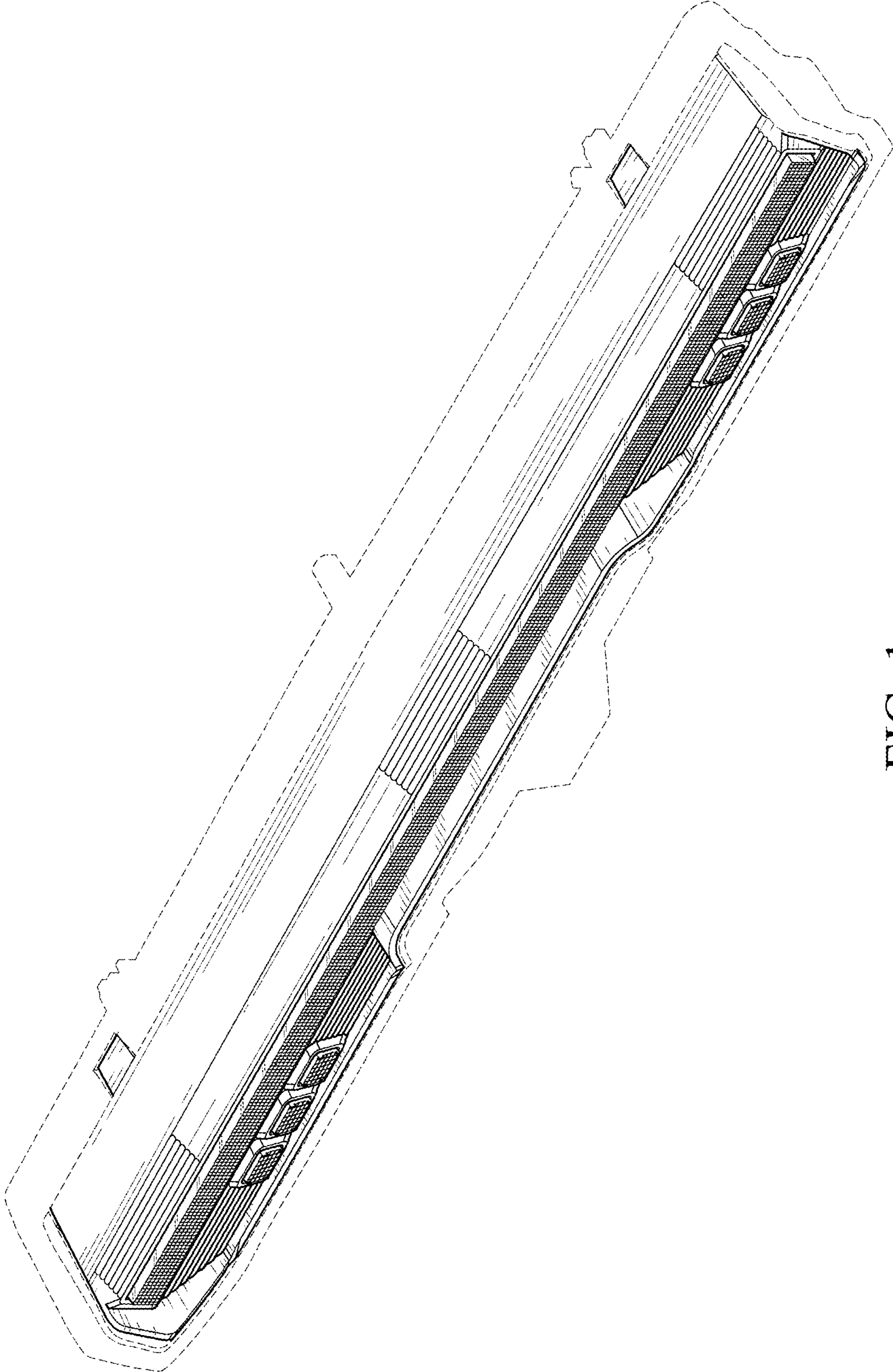


FIG. 1

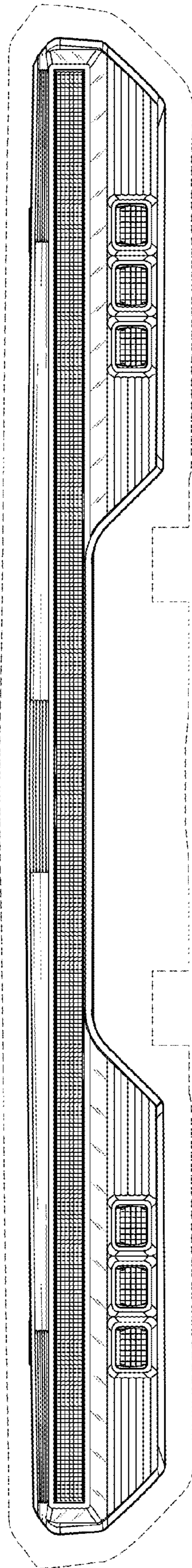


FIG. 2




FIG. 3

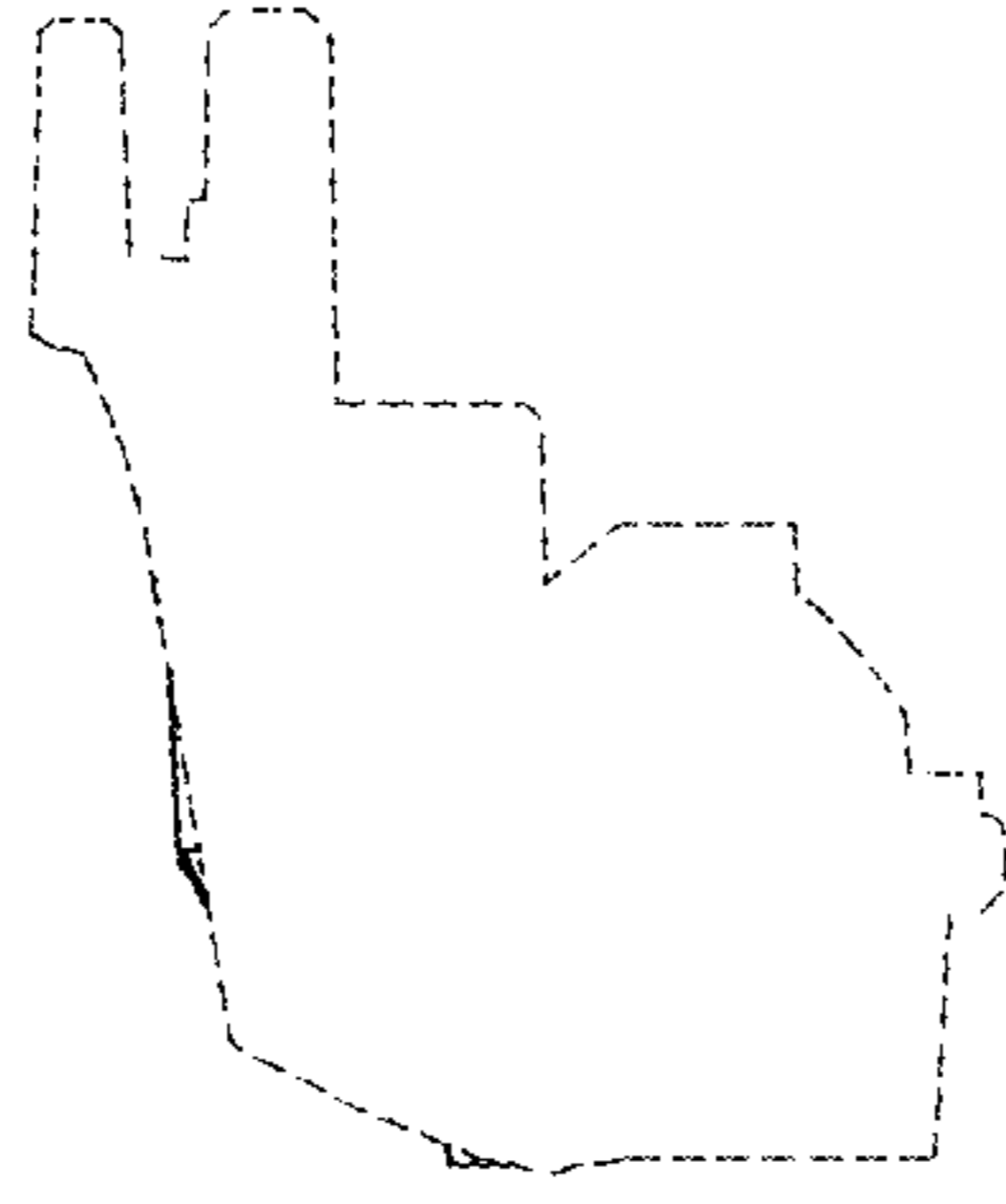


FIG. 5

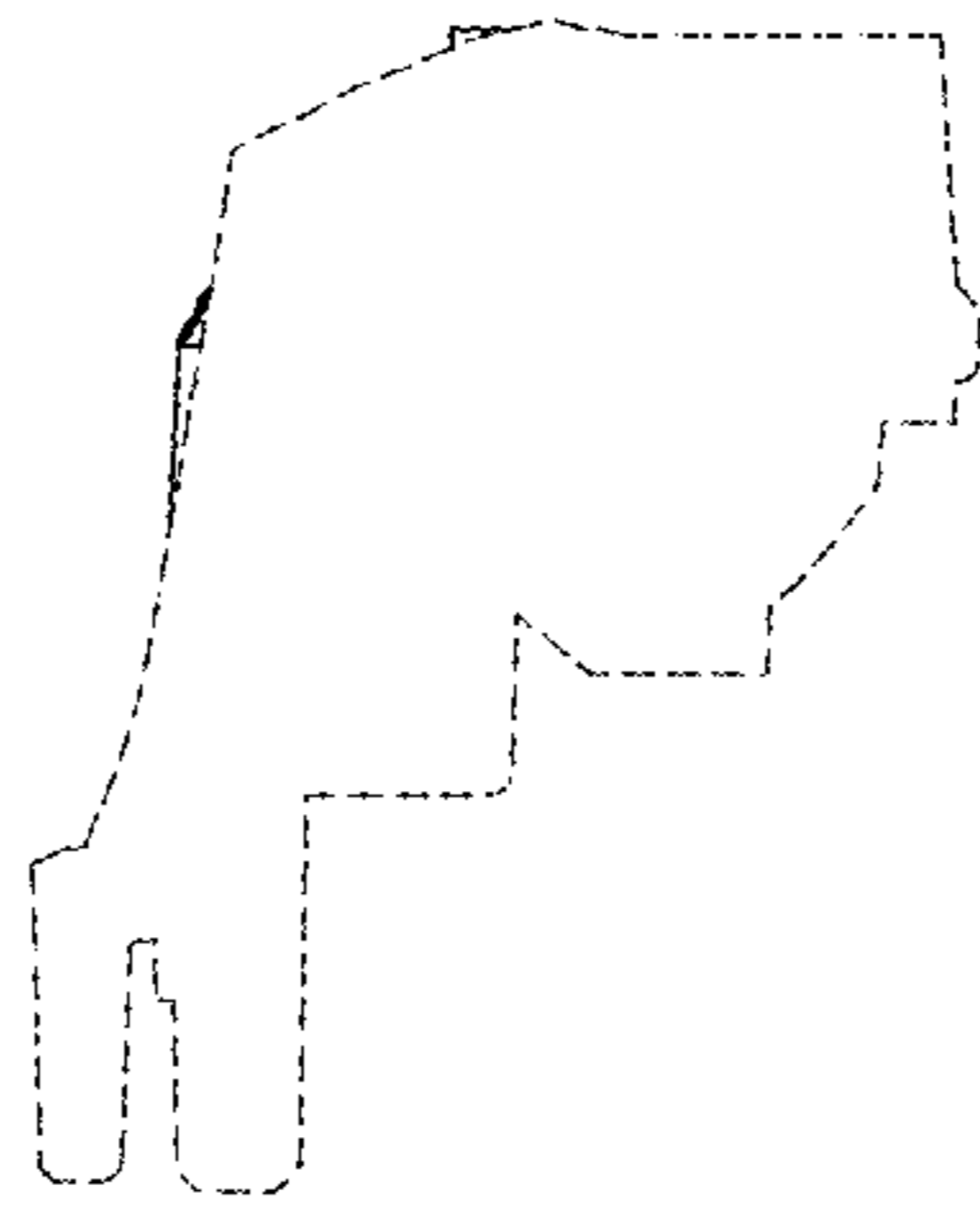


FIG. 4

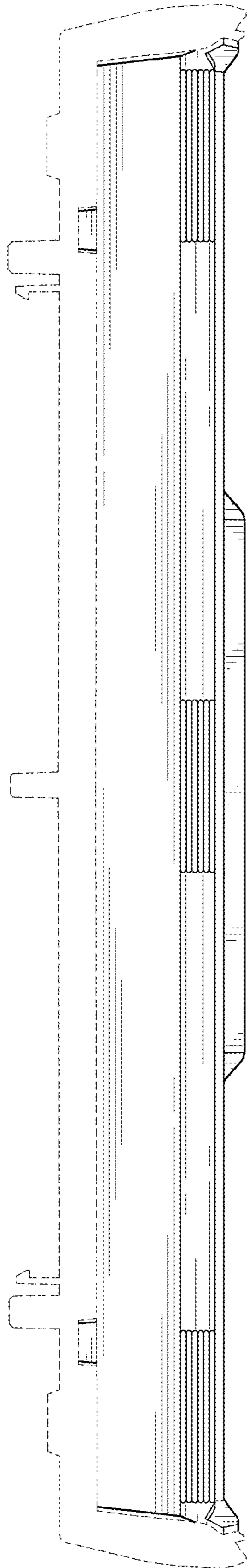


FIG. 6

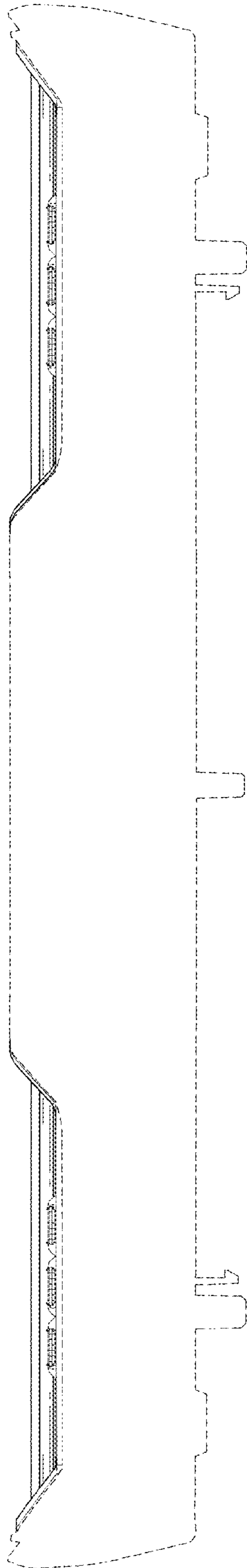


FIG. 7