

US00D962499S

(12) **United States Design Patent**
Zhu

(10) **Patent No.:** **US D962,499 S**

(45) **Date of Patent:** **** Aug. 30, 2022**

(54) **LIGHT**

(71) Applicant: **Haiping Zhu**, Linhai (CN)

(72) Inventor: **Haiping Zhu**, Linhai (CN)

(**) Term: **15 Years**

(21) Appl. No.: **29/815,961**

(22) Filed: **Nov. 17, 2021**

(51) **LOC (13) Cl.** **26-04**

(52) **U.S. Cl.**
USPC **D26/25**

(58) **Field of Classification Search**
USPC D26/24-25, 27, 51-52, 57, 60-61, 63,
D26/65, 72-73, 81, 88, 113, 138;
D10/116.1

CPC F21Y 2115/10; F21Y 2103/10; F21Y
2113/13; F21Y 2101/00; F21Y 2113/10;
F21W 2121/00; F21W 2121/04; F21W
2121/004; F21W 2131/10; F21W
2121/006; F21W 2131/109; F21V 23/001

See application file for complete search history.

(56) **References Cited**

U.S. PATENT DOCUMENTS

D287,769 S * 1/1987 Davis D11/119
D498,171 S 11/2004 Webster
D709,637 S * 7/2014 Terzani D26/83

D748,299 S * 1/2016 Tunno D26/25
D778,468 S 2/2017 van der Lande
D832,736 S * 11/2018 Khubani D11/121
D925,077 S * 7/2021 Yang D26/25
D935,667 S * 11/2021 Dai D10/116.1
D950,113 S * 4/2022 Zhou D11/125
11,353,175 B1 * 6/2022 Xie F21V 17/101

* cited by examiner

Primary Examiner — Marissa J Cash

Assistant Examiner — William B Melliar

(57) **CLAIM**

The ornamental design for a light, as shown and described.

DESCRIPTION

FIG. 1 is a perspective view of a light showing my new design;

FIG. 2 is another perspective view thereof;

FIG. 3 is a front elevational view thereof;

FIG. 4 is a rear elevational view thereof;

FIG. 5 is a left side elevational view thereof;

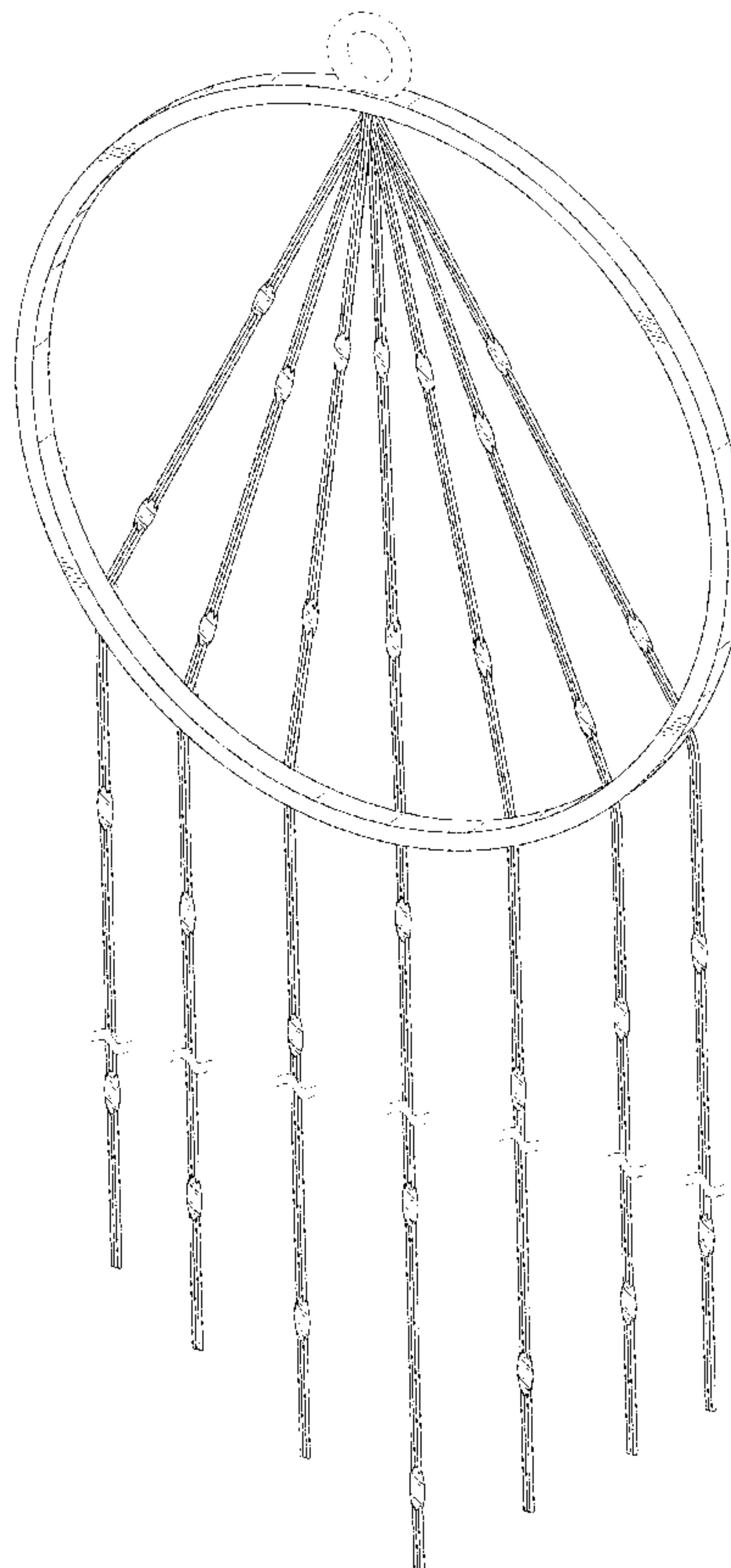
FIG. 6 is a right side elevational view thereof;

FIG. 7 is a top plan view thereof; and,

FIG. 8 is a bottom plan view thereof.

The light is shown with a symbolic break in its length and the appearance of any portion of the light between the break lines form no part of the claimed design. The broken lines in the drawings depict portions of the light that form no part of the claimed design.

1 Claim, 8 Drawing Sheets



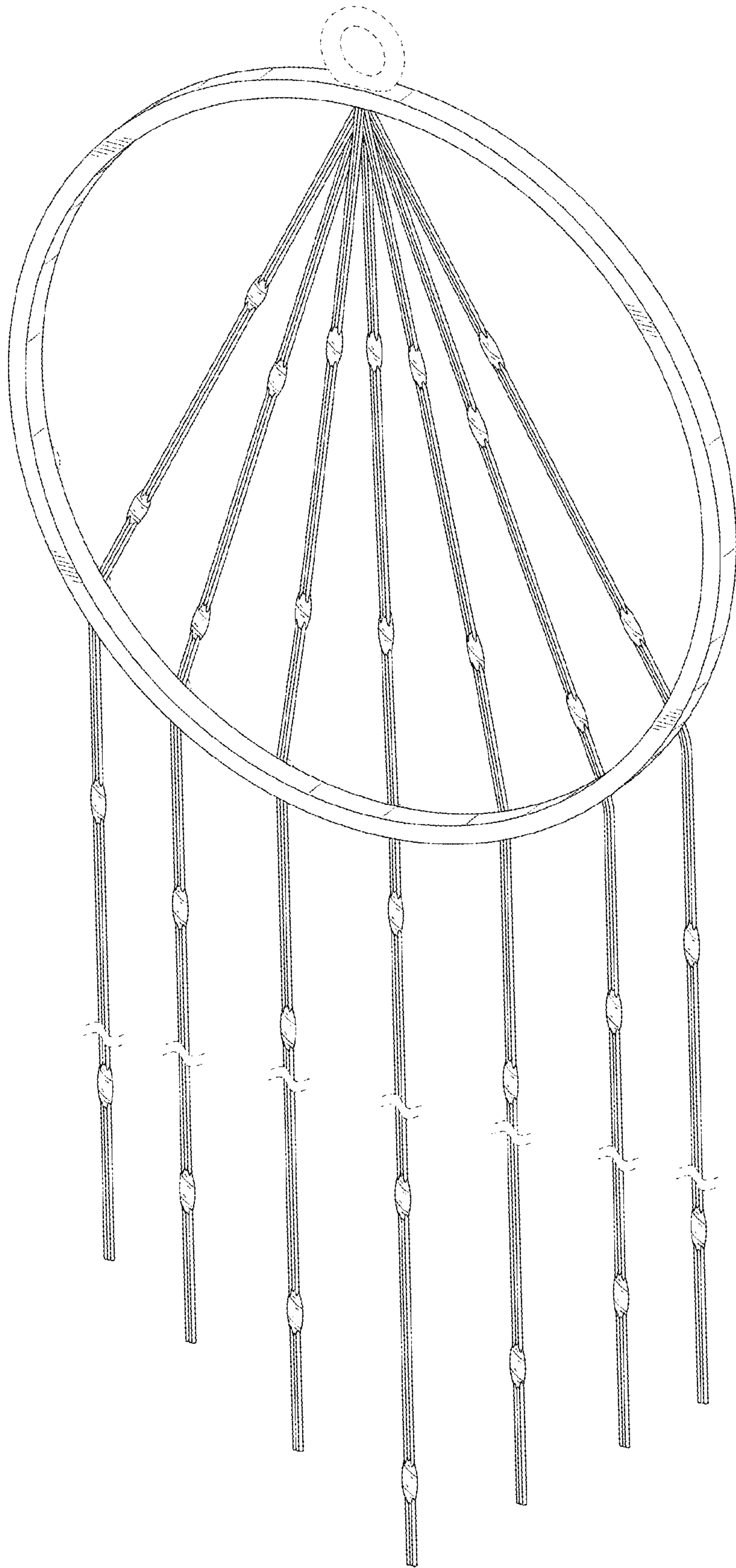


FIG. 1

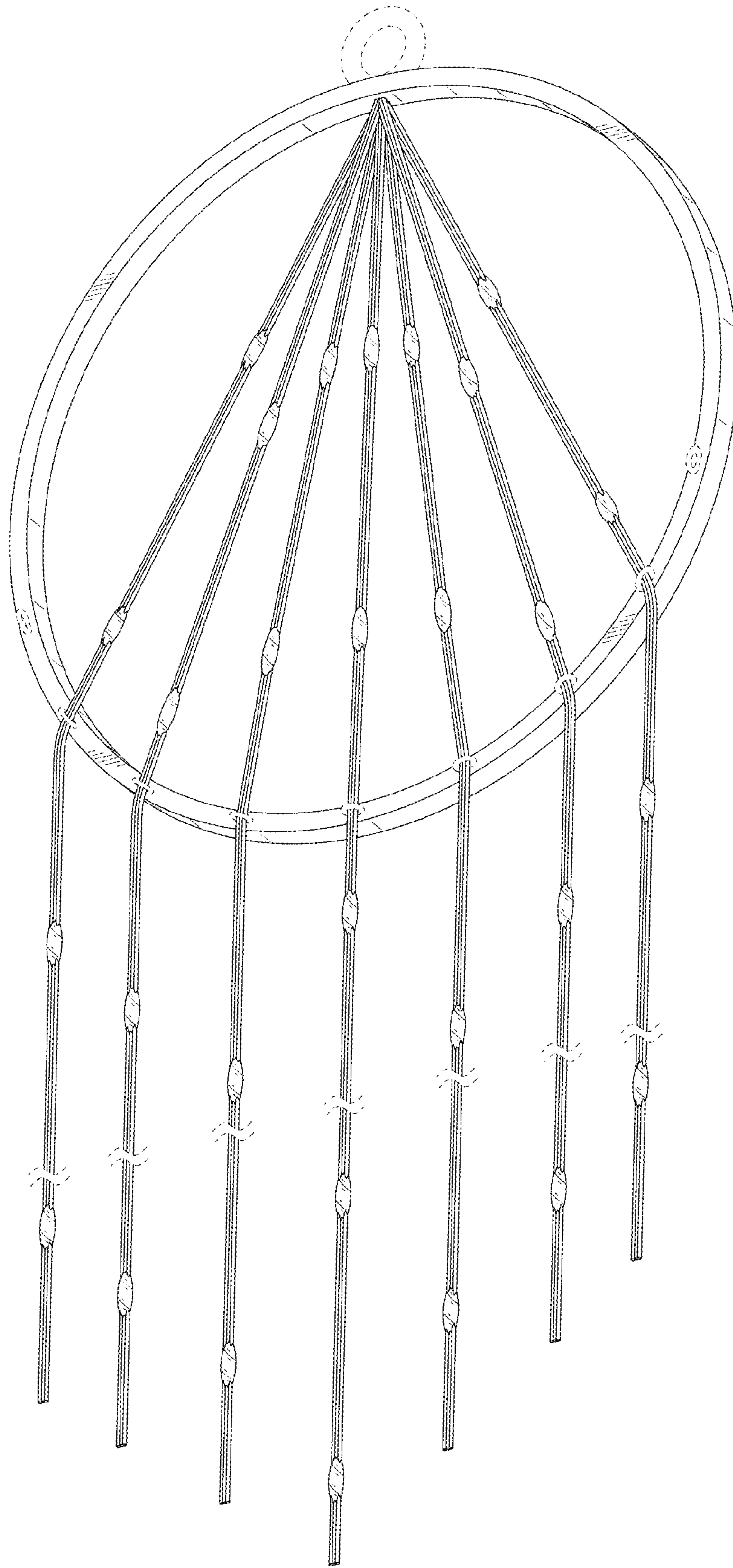


FIG. 2

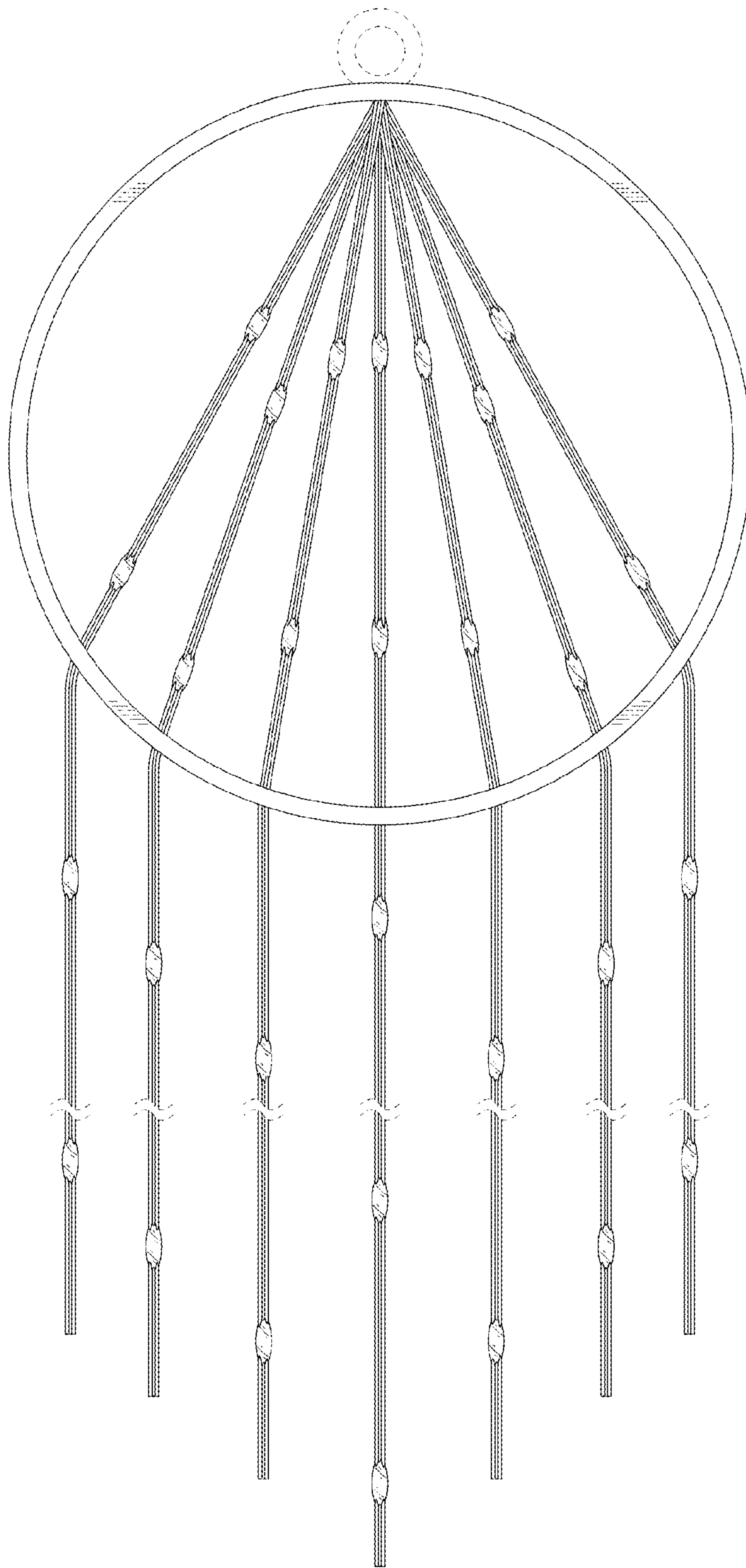


FIG. 3

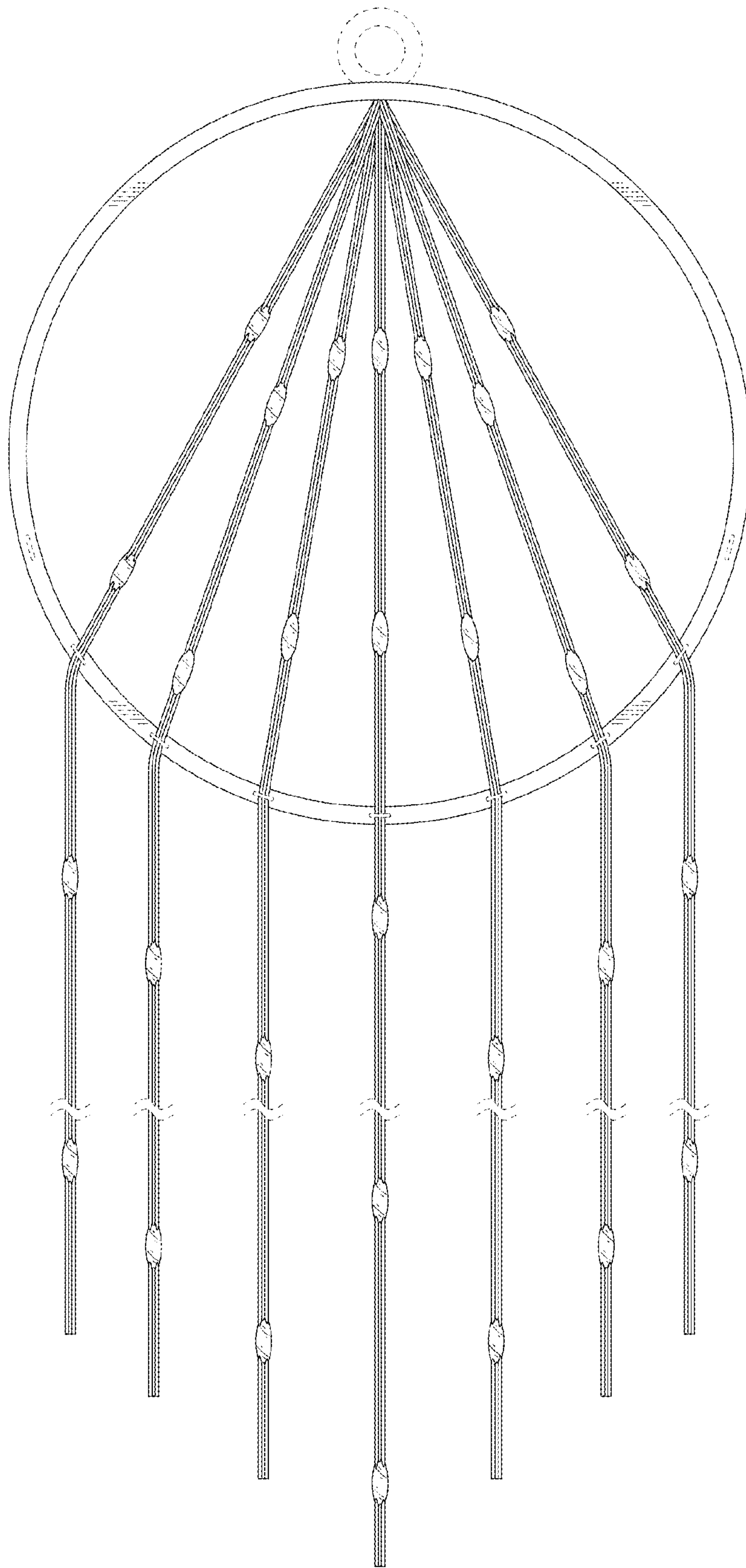


FIG. 4



FIG. 5



FIG. 6



FIG. 7



FIG. 8