



US00D962483S

(12) **United States Design Patent**  
**Lorenz**

(10) **Patent No.:** **US D962,483 S**

(45) **Date of Patent:** **\*\* \*Aug. 30, 2022**

(54) **CONCRETE SLAB**

(71) Applicant: **Alexander Lorenz**, Wyckoff, NJ (US)

(72) Inventor: **Alexander Lorenz**, Wyckoff, NJ (US)

(73) Assignee: **Alexander Lorenz**, Wyckoff, NJ (US)

(\*) Notice: This patent is subject to a terminal disclaimer.

(\*\*) Term: **15 Years**

(21) Appl. No.: **29/723,277**

(22) Filed: **Feb. 5, 2020**

**Related U.S. Application Data**

(62) Division of application No. 29/619,978, filed on Oct. 3, 2017, now Pat. No. Des. 896,994.

(51) **LOC (13) Cl.** ..... **25-01**

(52) **U.S. Cl.**  
USPC ..... **D25/113**; D25/138

(58) **Field of Classification Search**  
USPC ..... D25/112, 113, 138, 139, 140, 144, 149,  
D25/150, 151, 157, 163, 164; D1/121;  
249/16; 404/42, 44  
CPC ..... E04C 5/00; E04C 5/06; E04B 2/84; E01C  
13/04; E01C 2201/02  
See application file for complete search history.

(56) **References Cited**

**U.S. PATENT DOCUMENTS**

150,710 A \* 5/1874 Prindle ..... E01C 5/00  
404/19  
D34,519 S \* 5/1901 Simon ..... D1/121  
1,776,116 A \* 9/1930 Harvey ..... C23D 5/00  
29/527.4  
1,815,608 A \* 7/1931 Birdsall ..... E04F 13/147  
264/133

1,859,539 A \* 5/1932 Slidell ..... C04B 33/00  
52/596  
3,516,340 A \* 6/1970 Perkins ..... E01C 19/43  
404/75  
3,802,142 A \* 4/1974 Fehr ..... E04B 9/0471  
52/314  
3,841,958 A \* 10/1974 Delorme ..... B32B 17/10  
428/117  
4,244,761 A \* 1/1981 Remi ..... F27D 1/0009  
156/325  
4,871,220 A \* 10/1989 Kohin ..... G01J 5/08  
359/350  
5,053,274 A \* 10/1991 Jonas ..... E04F 13/18  
428/332  
5,076,534 A \* 12/1991 Adam ..... F24F 13/32  
248/678  
5,088,919 A \* 2/1992 De Bruyne ..... F23D 14/16  
126/92 AC  
5,195,023 A \* 3/1993 Manzione ..... H05K 7/00  
257/629  
5,281,047 A \* 1/1994 Skaug ..... E01C 5/22  
404/31

(Continued)

*Primary Examiner* — Kimberly Barnes

(74) *Attorney, Agent, or Firm* — Davis, Malm & D'Agostine, P.C.; Richard L. Sampson


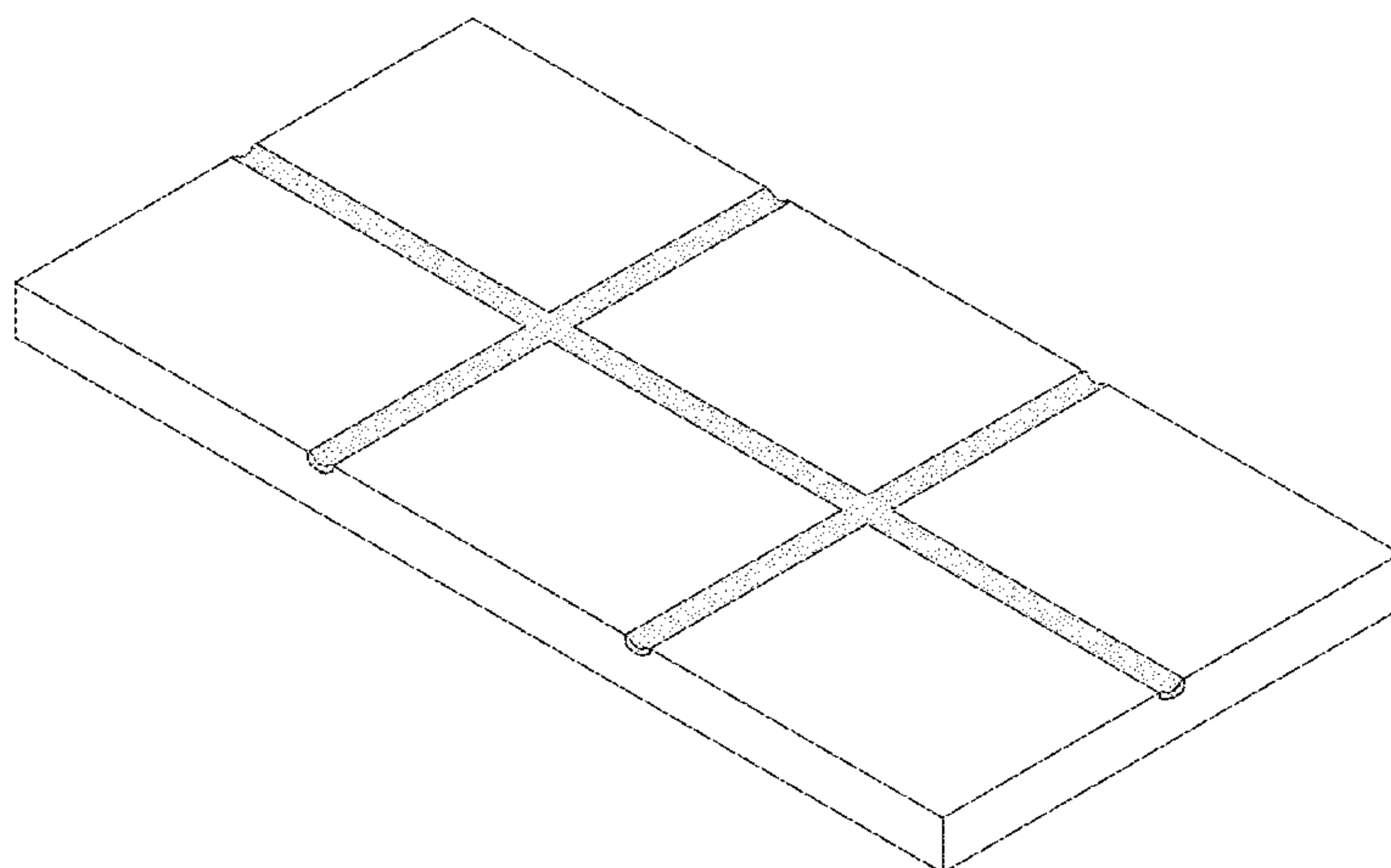
(57) **CLAIM**

The ornamental design of a concrete slab, as shown and described.

**DESCRIPTION**

FIG. 1 is a perspective view of a concrete slab that embodies my design;  
FIG. 2 is a top view of the concrete slab of FIG. 1;  
FIG. 3 is a front view of the concrete slab of FIG. 1;  
FIG. 4 is a side view of the concrete slab of FIG. 1;  
FIG. 5 is an enlarged cross-sectional view taken along 5-5 of FIG. 2; and,  
FIG. 6 is a top view of an alternate embodiment of a concrete slab that embodies my design.

**1 Claim, 3 Drawing Sheets**



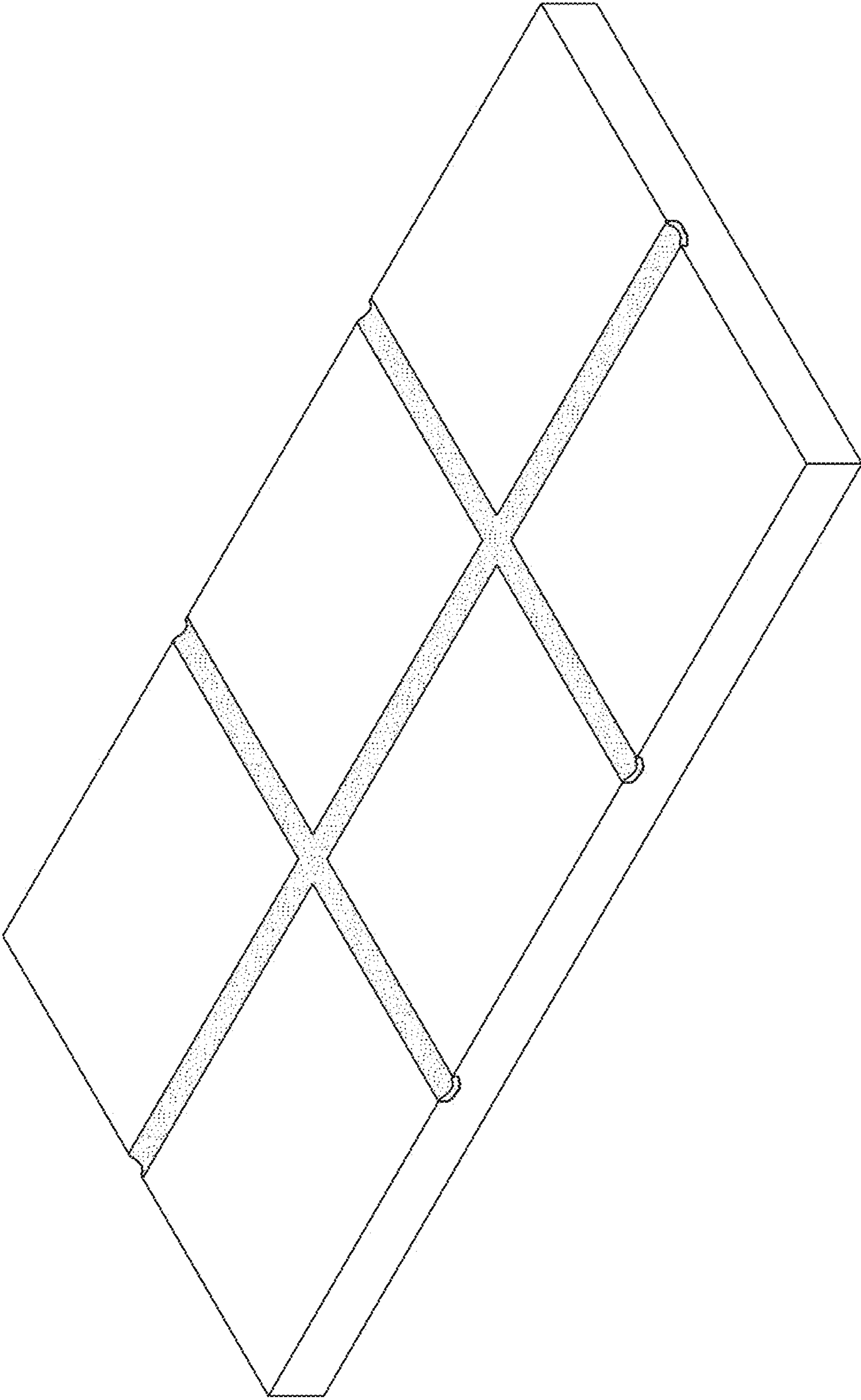
(56)

**References Cited**

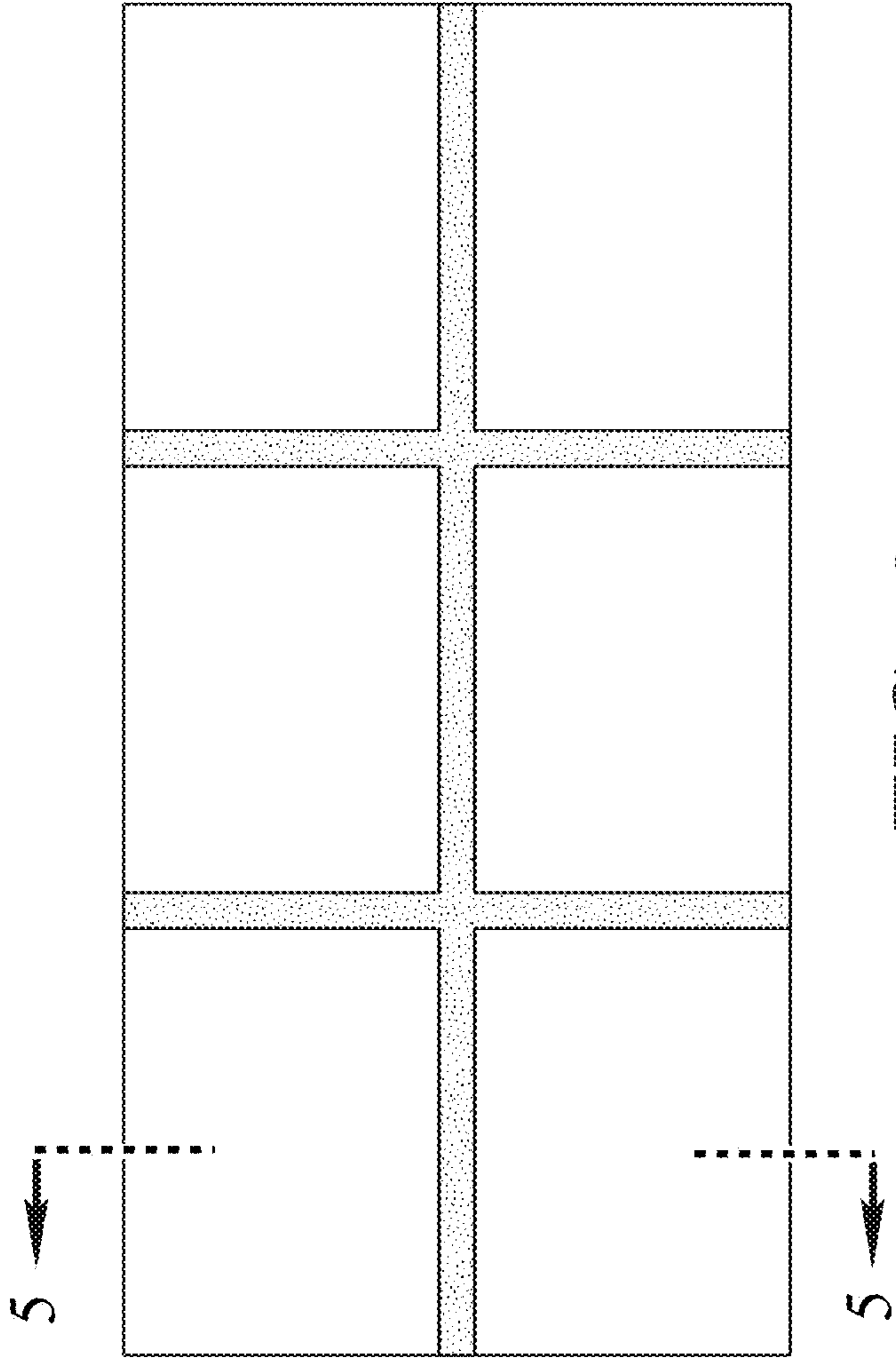
## U.S. PATENT DOCUMENTS

5,481,400 A \* 1/1996 Borden ..... H01L 31/02164  
219/203  
5,704,172 A \* 1/1998 Gougeon ..... A01M 1/245  
405/45  
5,798,806 A \* 8/1998 Tsutsui ..... G02F 1/135  
349/29  
6,620,040 B2 \* 9/2003 Rehbein ..... E04B 1/7076  
454/185  
D497,466 S \* 10/2004 Van De Wal ..... D1/127  
7,325,325 B2 \* 2/2008 Gleeson ..... E04C 2/043  
33/563  
D589,230 S \* 3/2009 Samarut ..... D1/121  
8,074,957 B2 \* 12/2011 Fitzgerald ..... E04F 15/02194  
249/16  
8,323,701 B2 \* 12/2012 Daniel ..... A61L 27/3834  
424/583  
8,857,123 B2 \* 10/2014 Culpepper ..... E04F 13/0869  
52/533  
D719,718 S \* 12/2014 Schweitzer ..... D1/121  
9,315,950 B2 \* 4/2016 Browning ..... E01C 5/06  
10,232,085 B2 \* 3/2019 Morse ..... A61K 35/50  
D896,994 S \* 9/2020 Lorenz ..... D25/113  
10,818,825 B2 \* 10/2020 Kunimoto ..... C09K 11/08  
10,961,708 B2 \* 3/2021 Dombowsky ..... E04C 2/288  
2015/0135634 A1 \* 5/2015 Hoie ..... B29C 44/3461  
52/741.4  
2019/0148574 A1 \* 5/2019 Saive ..... H01L 31/02366  
136/256  
2019/0224912 A1 \* 7/2019 Shuck ..... B33Y 80/00

\* cited by examiner



**FIG. 1**




**FIG. 2**




**FIG. 3**

**FIG. 4**



**FIG. 5**



**FIG. 6**