



US00D962477S

(12) **United States Design Patent** (10) **Patent No.:** **US D962,477 S**
Alarcon (45) **Date of Patent:** **** Aug. 30, 2022**

(54) **GATE INSERT**

FOREIGN PATENT DOCUMENTS

(71) Applicant: **Richard Alarcon**, Lakewood, CA (US)

GB 1045394 * 3/1988
KR 300434451.0000 * 12/2006

(72) Inventor: **Richard Alarcon**, Lakewood, CA (US)

* cited by examiner

(**) Term: **15 Years**

Primary Examiner — Leanne Was-Englehart

(21) Appl. No.: **29/770,430**

(74) *Attorney, Agent, or Firm* — Grant's Law Firm; Allan Grant

(22) Filed: **Feb. 12, 2021**

(51) **LOC (13) Cl.** **25-02**

(57) **CLAIM**

(52) **U.S. Cl.**

USPC **D25/48.5**

I claim the ornamental design for a gate insert, as shown and as described.

(58) **Field of Classification Search**

USPC D25/38.1, 40, 42, 45, 48.5, 138

CPC ... E04H 17/1421; E04H 17/16; E04H 17/166;

E05Y 2900/40; E06B 2009/002

See application file for complete search history.

DESCRIPTION

(56) **References Cited**

U.S. PATENT DOCUMENTS

D4,194 S *	6/1870	Omensetter	D25/42
D19,258 S *	8/1889	McMullen	256/73
D21,502 S *	4/1892	Van Eps	D25/44
D37,730 S *	12/1905	Wheelock	D25/44
D41,307 S *	4/1911	Wheelock	D25/44
D81,467 S *	6/1930	Schulte	D25/40
D186,512 S *	11/1959	Hoffman	256/22
D438,638 S *	3/2001	Ben-Ezra	D25/48.3
D550,858 S *	9/2007	McCarthy	D25/48.8
D583,485 S *	12/2008	Lo	D25/48.5
D683,477 S *	5/2013	Walsh	D25/60
D697,637 S *	1/2014	Walsh	D25/60
D732,697 S *	6/2015	Stanislavsky	D25/48.8
D844,841 S *	4/2019	Port	D25/164
D908,242 S *	1/2021	Tamillow	D25/38.1

FIG. 1 is a perspective view of the gate insert with gate and an additional insert.

FIG. 2 is the front view of the gate insert with gate and a different insert.

FIG. 3 is a perspective view of the gate insert.

FIG. 4 is the front view of the gate insert

FIG. 5 is a back view of the gate insert.

FIG. 6 is a side view of the gate insert.


FIG. 7 is the other side view of the gate insert.

FIG. 8 is a top view of the gate insert; and,

FIG. 9 is bottom view of the gate insert.

The gate, wood inserts, handle, and additional gate inserts are shown in broken lines in FIGS. 1 and 2 are for illustrative purposes only to show the environment and do not form part of the claimed design.

1 Claim, 5 Drawing Sheets






Fig. 1




Fig. 2




Fig. 3




Fig. 4




Fig. 5




Fig. 6




Fig. 7



Fig. 8

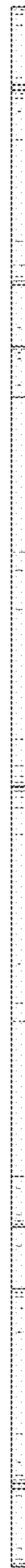


Fig. 9