

US00D962445S

(12) **United States Design Patent**  
**Zhao et al.**

(10) **Patent No.:** **US D962,445 S**

(45) **Date of Patent:** **\*\* Aug. 30, 2022**

- (54) **DISPOSABLE ELECTROCARDIO ELECTRODE**
- (71) Applicant: **QINGDAO BRIGHT MEDICAL MANUFACTURING CO, LTD.,**  
Qingdao (CN)
- (72) Inventors: **Dezheng Zhao, Qingdao (CN); Yu Guo, Qingdao (CN); Mengtian Yi, Qingdao (CN)**
- (73) Assignee: **QINGDAO BRIGHT MEDICAL MANUFACTURING CO., LTD.,**  
Qingdao (CN)

5,215,087	A *	6/1993	Anderson	.....	A61B 5/259
					600/392
5,566,672	A *	10/1996	Faasse, Jr.	.....	A61N 1/0492
					600/372
D477,085	S *	7/2003	Sanfilippo	.....	D24/187
D478,173	S *	8/2003	Nielsen	.....	D24/187
D558,882	S *	1/2008	Brady	.....	D24/187
D561,900	S *	2/2008	Becci	.....	D24/187
D831,830	S *	10/2018	Lemons	.....	D24/168
D855,191	S *	7/2019	Hong	.....	D24/186
D874,659	S *	2/2020	Wetmore	.....	D24/187
D918,393	S *	5/2021	Geissen	.....	D24/168
2009/0253975	A1 *	10/2009	Tiegs	.....	A61B 5/274
					600/372

- (\*\*) Term: **15 Years**
- (21) Appl. No.: **29/733,330**
- (22) Filed: **Apr. 30, 2020**

(30) **Foreign Application Priority Data**

Nov. 15, 2019 (CN) ..... 201930631174.1

- (51) **LOC (13) Cl.** ..... **24-01**
- (52) **U.S. Cl.**  
USPC ..... **D24/167; D24/187**
- (58) **Field of Classification Search**  
USPC ..... D24/107, 164, 165-169, 186, 187, 200,  
D24/188, 189  
CPC .. A61N 1/0404; A61N 1/0452; A61N 1/0456;  
A61N 1/048; A61B 5/259; A61B 5/26;  
A61B 5/274; A61B 5/28; A61B  
2562/0214; A61B 2562/0217  
See application file for complete search history.

(56) **References Cited**

**U.S. PATENT DOCUMENTS**

4,331,153	A *	5/1982	Healy	.....	A61B 5/25
					600/392
4,934,383	A *	6/1990	Glumac	.....	A61N 1/0456
					607/152

**FOREIGN PATENT DOCUMENTS**

CN	200830069410	*	5/2008
CN	201830683285.2	*	11/2018

\* cited by examiner

*Primary Examiner* — Anhdao Doan

(74) *Attorney, Agent, or Firm* — Jiwen Chen; Jacobson Holman PLLC

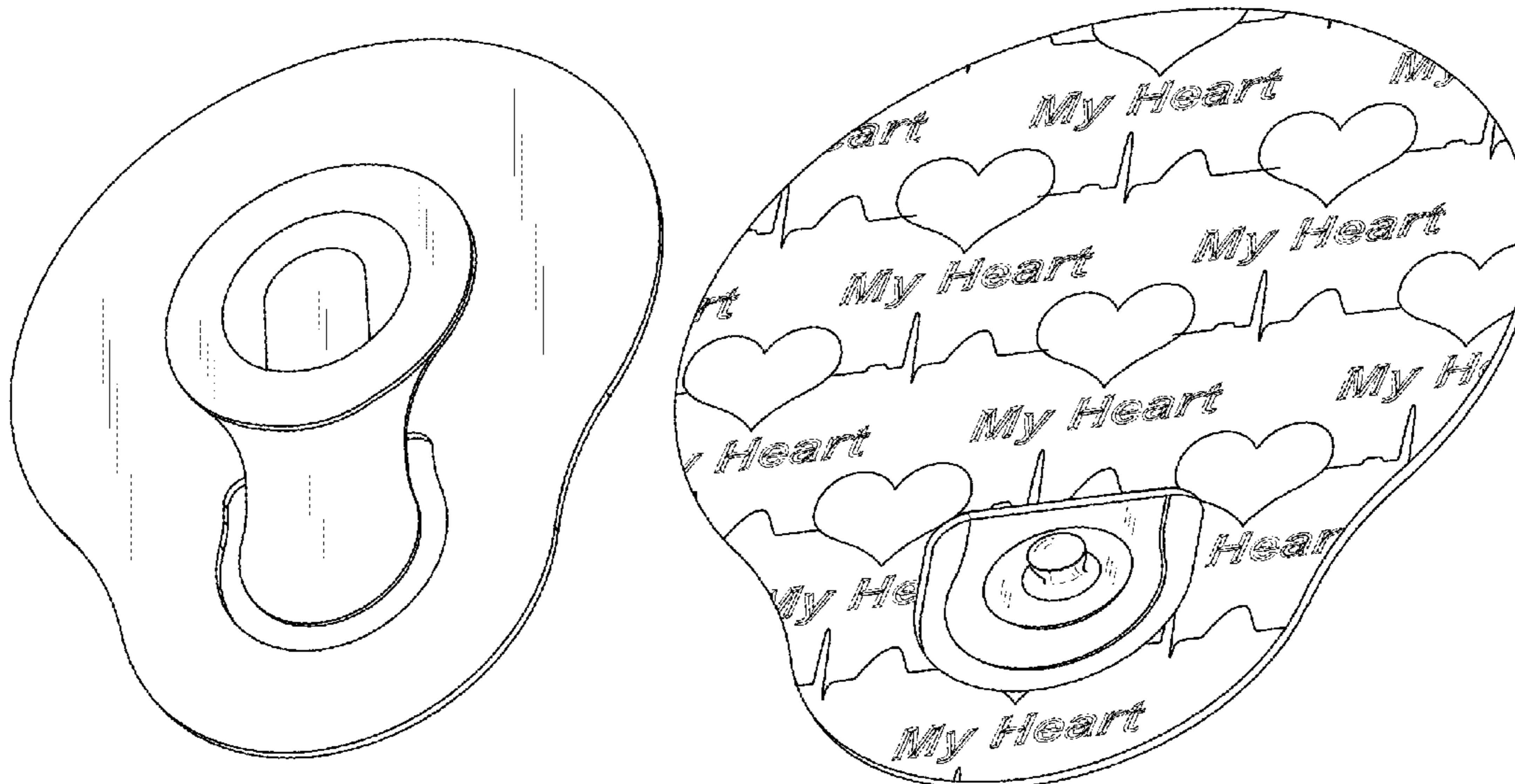
(57) **CLAIM**

The ornamental design for a disposable electrocardio electrode, as shown and described.

**DESCRIPTION**

FIG. 1 is a front perspective view of the disposable electrocardio electrode showing the design;  
 FIG. 2 is a rear perspective view of the disposable electrocardio electrode showing the design;  
 FIG. 3 is a front elevational thereof;  
 FIG. 4 is a rear elevational view thereof;  
 FIG. 5 is a left side view thereof; and,  
 FIG. 6 is a right side view thereof.

**1 Claim, 4 Drawing Sheets**



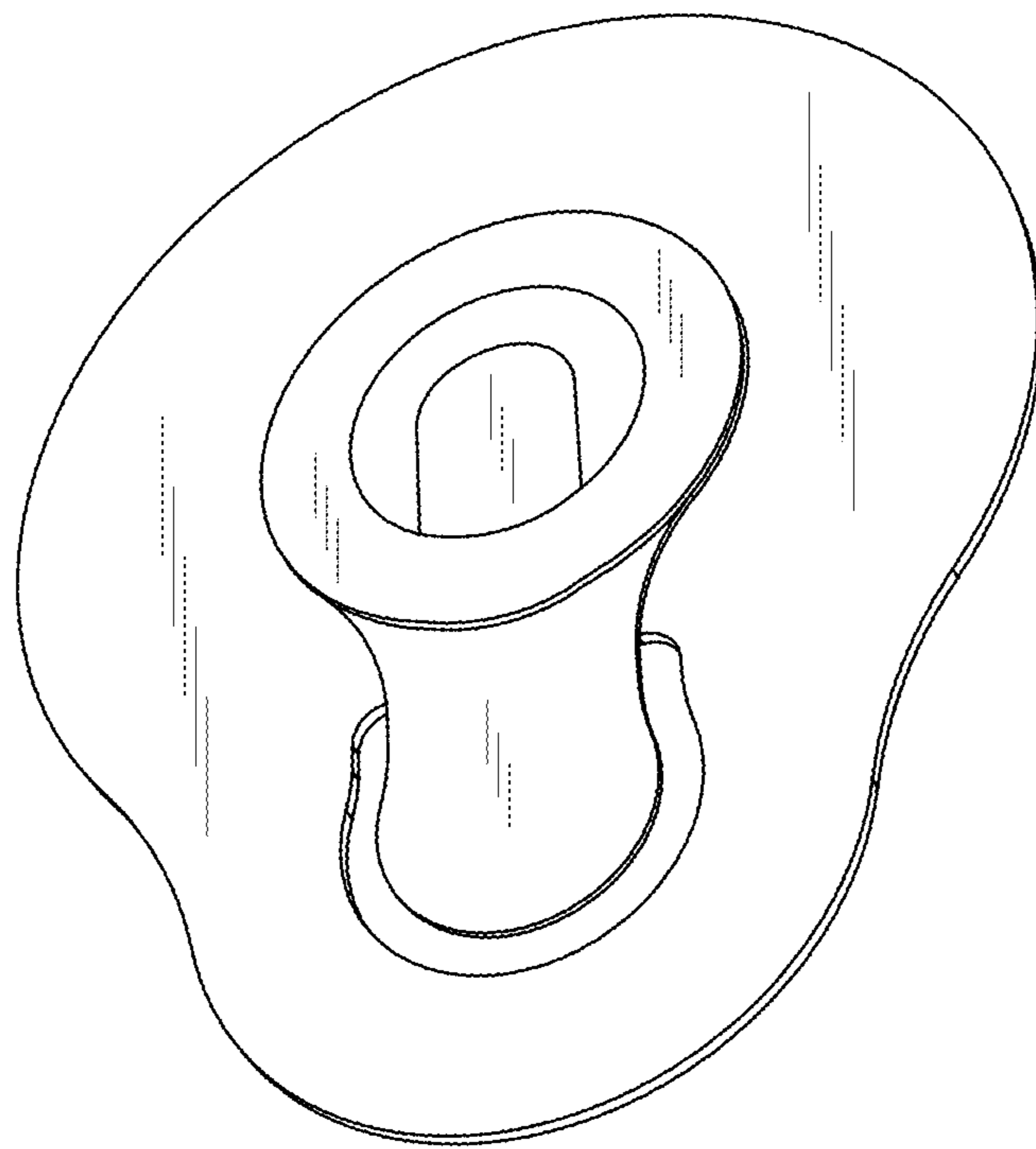


FIG. 1




FIG. 2

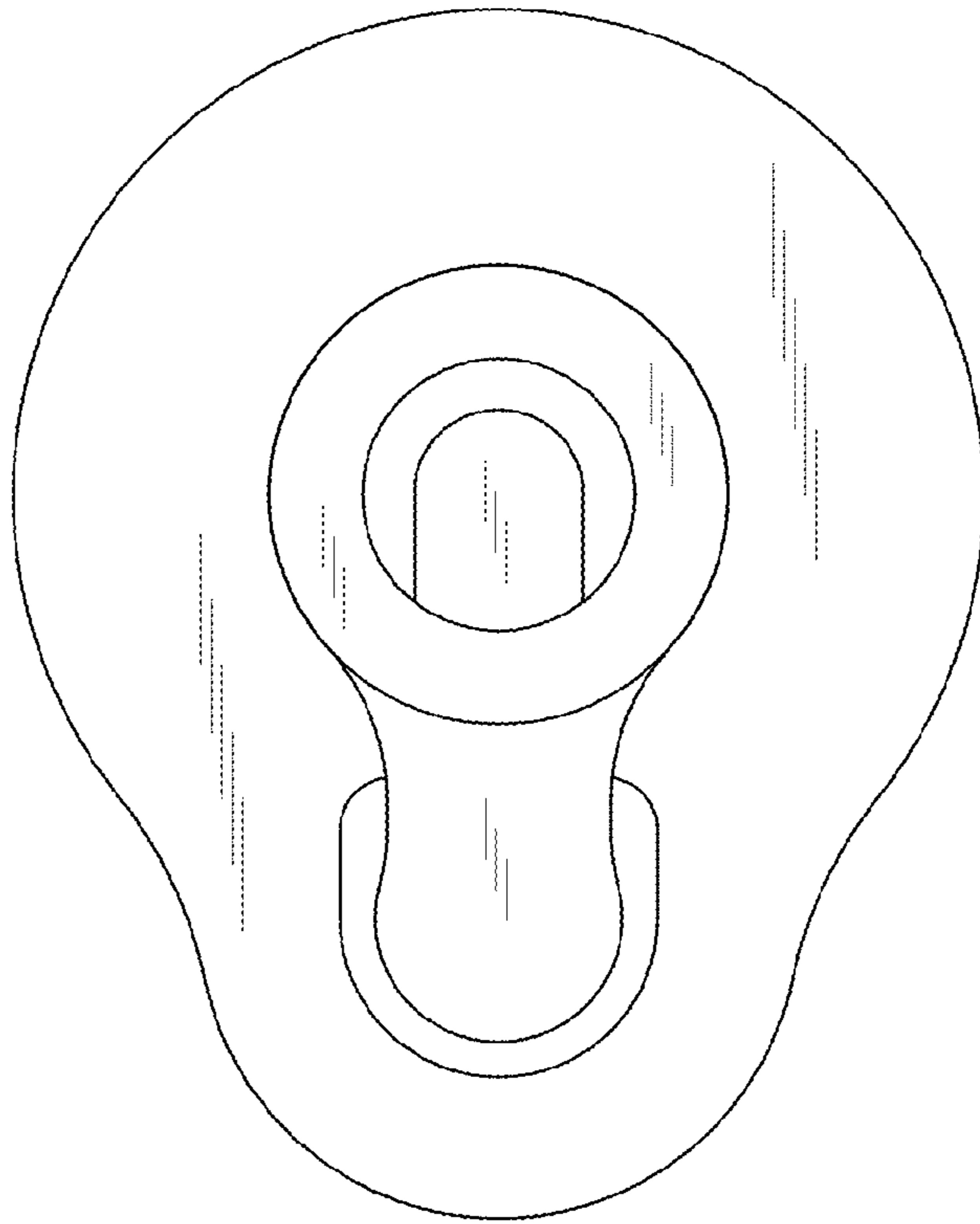


FIG. 3




FIG. 4



FIG. 5

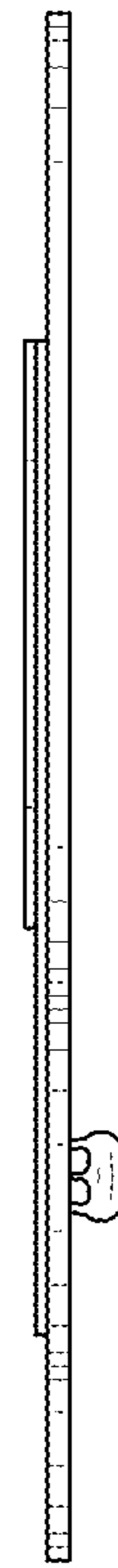


FIG. 6