



US00D962402S

(12) **United States Design Patent** (10) **Patent No.:** **US D962,402 S**
Tietge et al. (45) **Date of Patent:** **** Aug. 30, 2022**

(54) **WATER HEATER [ELECTRIC]**

(56) **References Cited**

(71) Applicant: **Stiebel Eltron GmbH & Co. KG**,
Holzminden (DE)

U.S. PATENT DOCUMENTS

(72) Inventors: **Claudia Tietge**, Ditzingen (DE);
Wilfried Werthmann, Ostfildern (DE);
Stefan Andreesen, Esslingen (DE)

D532,498 S *	11/2006	Maegawa	D23/318
D616,535 S *	5/2010	Lee	D23/318
D616,536 S *	5/2010	Lee	D23/318
D769,425 S *	10/2016	Buettner	D23/318
D840,006 S *	2/2019	Fritz	D23/318
D841,791 S *	2/2019	Fritz	D23/318
D841,792 S *	2/2019	Fritz	D23/318
D844,123 S *	3/2019	Schumann	D23/318
D866,734 S *	11/2019	Bryant	D23/318
D870,253 S *	12/2019	Jang	D23/318
D931,429 S *	9/2021	Karch	D23/318
D941,972 S *	1/2022	Higashijima	D23/318

(**) Term: **15 Years**

(21) Appl. No.: **35/511,478**

(22) Filed: **Aug. 21, 2020**

* cited by examiner

(80) **Hague Agreement Data**

Int. Filing Date: **Aug. 21, 2020**

Int. Reg. No.: **DM/210150**

Int. Reg. Date: **Aug. 21, 2020**

Int. Reg. Pub. Date: **Feb. 26, 2021**

Primary Examiner — Michael A. Pratt

(57) **CLAIM**

The ornamental design for a water heater [electric], as shown and described.

(51) **LOC (13) Cl.** **23-01**

(52) **U.S. Cl.**
USPC **D23/318**


DESCRIPTION


(58) **Field of Classification Search**
USPC D23/314, 318–319, 321–322
CPC F24H 9/02; F24H 9/2007; F24H 1/0018;
F24H 1/201; F24H 9/2014; F24H 1/10;
F24H 1/08; F24H 1/101; F24H 9/0005;
F24H 1/06; F24H 4/02; F24H 1/00; F24H
9/13; F24D 2200/08; F24D 17/0089;
F24D 19/00; F24D 19/1006; F24D 13/00;
F24D 3/00

1. Water heater [electric]
Electric water heater with a curved housing; a control panel with a round rotary knob is arranged in the middle of the upper third of the front.
FIG. 1.1 is a front view of water heater [electric];
FIG. 1.2 is a rear view thereof;
FIG. 1.3 is a top view thereof;
FIG. 1.4 is a bottom view thereof;
FIG. 1.5 is a right side view thereof;
FIG. 1.6 is a left side view thereof; and
FIG. 1.7 is a front perspective view thereof.


See application file for complete search history.

1 Claim, 7 Drawing Sheets



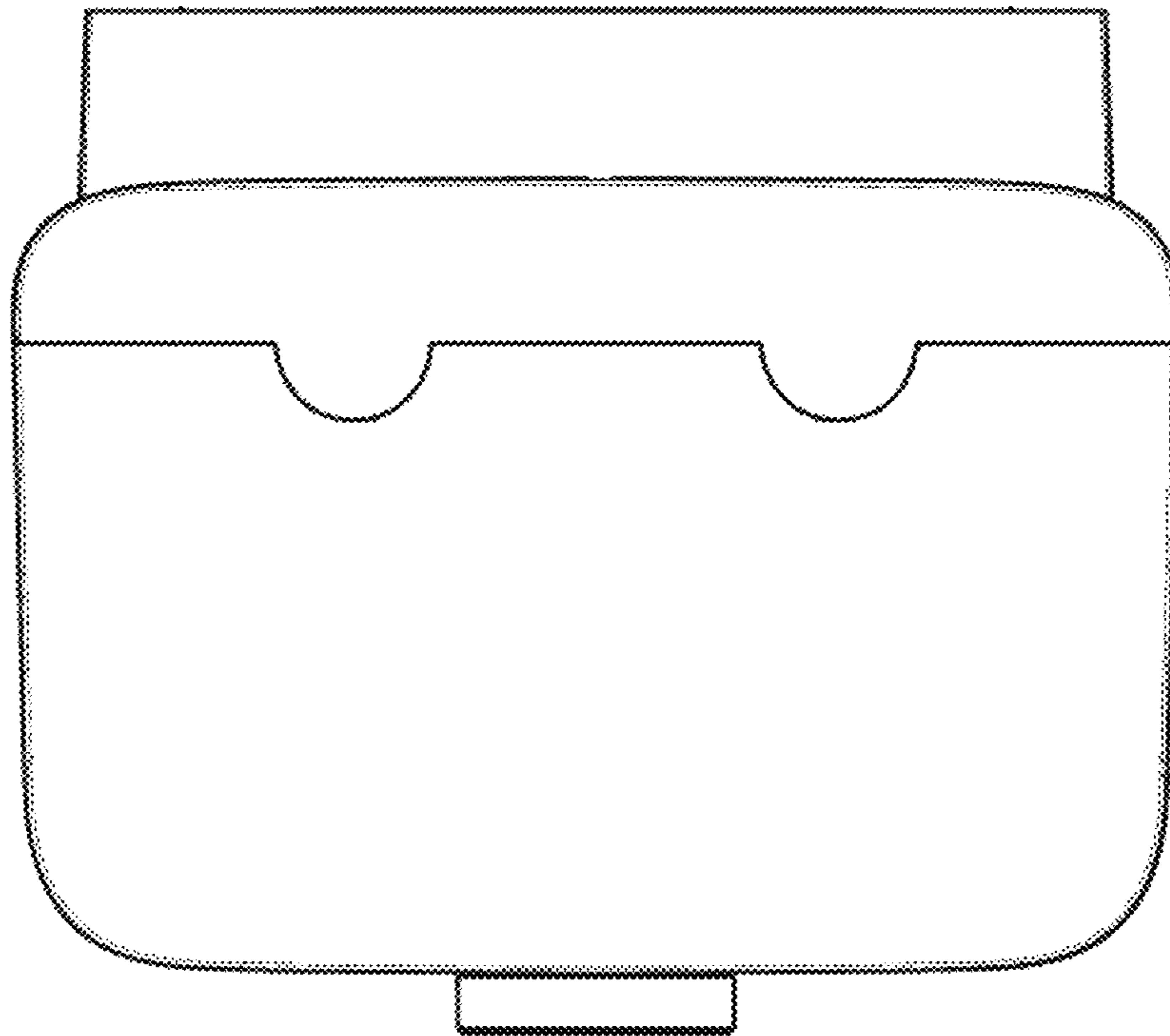


1.1




1.2


1.3




1.4




1.5



1.6





1.7