

US00D962383S

(12) **United States Design Patent** (10) **Patent No.:** **US D962,383 S**  
**Shiloh et al.** (45) **Date of Patent:** **\*\* Aug. 30, 2022**

(54) **WATER PURIFIER AND DISPENSER**

(56) **References Cited**

(71) Applicant: **STRAUSS WATER LTD**, Or Yehuda (IL)

U.S. PATENT DOCUMENTS

(72) Inventors: **Ethan James Shiloh**, Tel Aviv (IL); **Chen Dovev**, Tel Aviv (IL); **Meital Shafir**, Kiryat Ono (IL); **Omer Ben Baruch**, Kiryat Ono (IL); **Orly Nahum**, Ramat Gan (IL); **Yael Neumann Siew**, Ramat Hasharon (IL)

D28,639 S *	5/1898	Gere	.....	D9/430
D97,588 S *	11/1935	Haggstrom	.....	D13/110
D372,069 S *	7/1996	Brancazio	.....	D23/209
D473,281 S *	4/2003	Jansson	.....	D23/207
D638,909 S *	5/2011	Matsumoto	.....	D23/207
D723,315 S *	3/2015	Wilder	.....	D23/209
D750,736 S *	3/2016	Enomoto	.....	D23/207

(Continued)

*Primary Examiner* — Michael A. Pratt

(73) Assignee: **STRAUSS WATER LTD**, Or Yehuda (IL)

(74) *Attorney, Agent, or Firm* — Vorys, Sater, Seymour and Pease LLP; William L. Klima

(\*\*) Term: **15 Years**

(57) **CLAIM**

The ornamental design for a water purifier and dispenser, as shown and described.

(21) Appl. No.: **35/511,178**

**DESCRIPTION**

(22) Filed: **Nov. 16, 2020**

(80) **Hague Agreement Data**

Int. Filing Date: **Nov. 16, 2020**

Int. Reg. No.: **DM/212183**

Int. Reg. Date: **Nov. 16, 2020**

Int. Reg. Pub. Date: **Jan. 22, 2021**

FIG. 1.1 is a front, top, and right side perspective view of a water purifier and dispenser.

FIG. 1.2 is a rear, top, and left side perspective view of a water purifier and dispenser.

FIG. 1.3 is a front elevational view of a water purifier and dispenser.

FIG. 1.4 is a rear elevational view of a water purifier and dispenser.

(30) **Foreign Application Priority Data**

May 17, 2020 (IL) ..... 65020

(51) **LOC (13) Cl.** ..... **23-02**

(52) **U.S. Cl.**  
USPC ..... **D23/207; D7/306**

(58) **Field of Classification Search**  
USPC ..... D23/207, 209, 365; D7/300, 309-311, D7/306-308, 305, 397, 355, 362, 365, D7/367, 399

FIG. 1.5 is a right side view of a water purifier and dispenser.

FIG. 1.6 is a top view of a water purifier and dispenser.

FIG. 1.7 is a right side perspective view of a water purifier and dispenser.

FIG. 1.8 is another top view of a water purifier and dispenser.

FIG. 1.9 is a top, perspective view of a water purifier and dispenser.



FIG. 1.10 is a right side view, with tray and tank detached, of a water purifier and dispenser.

The broken lines shown in the drawings illustrate unclaimed portions and form no part of the claimed design.

CPC .... B01D 35/30; B01D 35/153; B01D 29/111; B01D 39/12; B29C 47/682; C02F 2201/006

See application file for complete search history.

**1 Claim, 10 Drawing Sheets**



(56)

**References Cited**

U.S. PATENT DOCUMENTS

D826,374 S \* 8/2018 Berducat ..... D23/209  
D866,236 S \* 11/2019 Zisman ..... D7/311  
D872,225 S \* 1/2020 Joo ..... D23/207  
D878,844 S \* 3/2020 Zisman ..... D7/311  
2017/0361276 A1\* 12/2017 Muir ..... C02F 1/001  
2021/0023485 A1\* 1/2021 Pi ..... C02F 1/001  
2021/0087081 A1\* 3/2021 Griffis ..... C02F 1/46109

\* cited by examiner






FIG. 1.1




FIG. 1.2






FIG. 1.3






FIG. 1.4

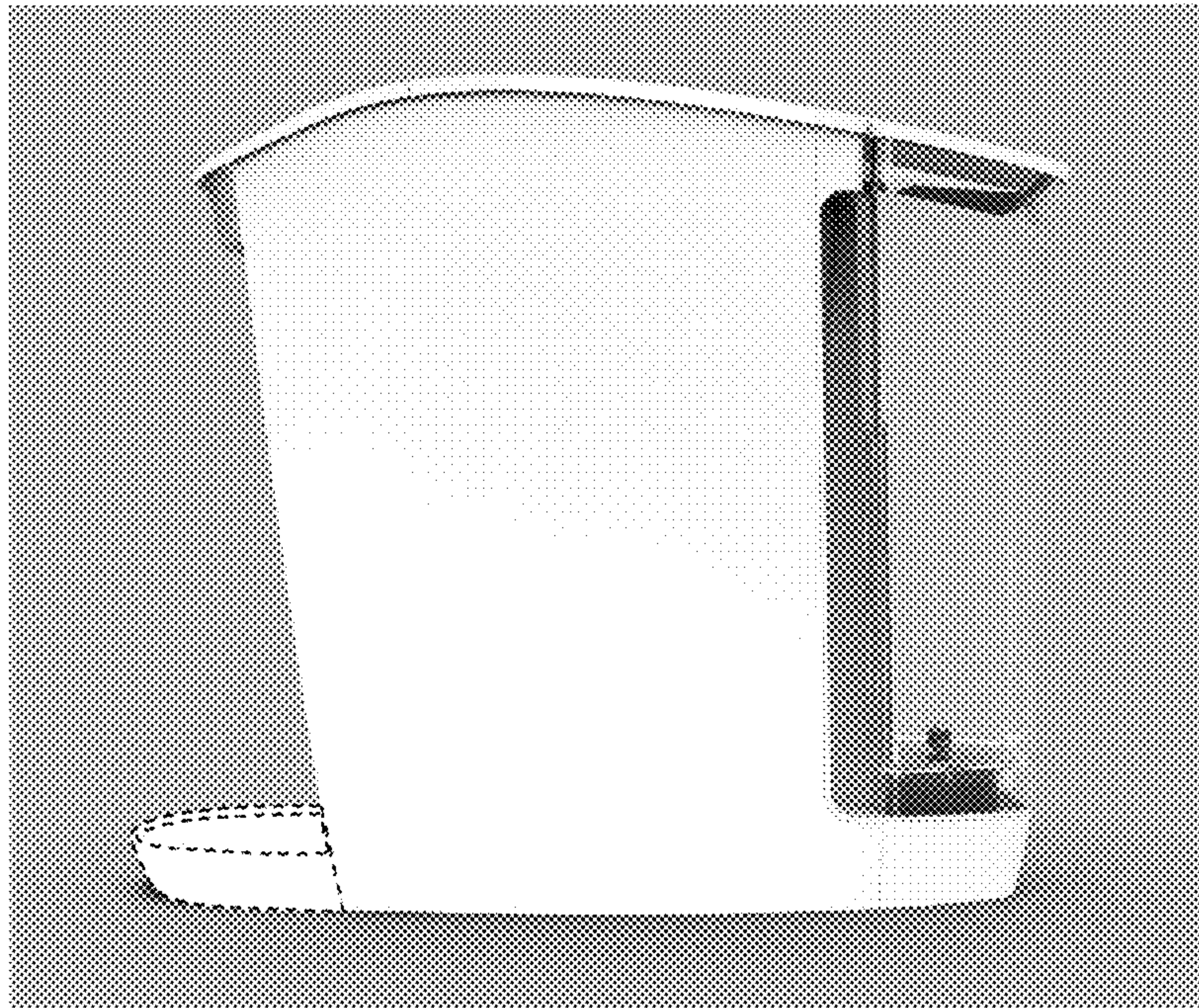


FIG. 1.5



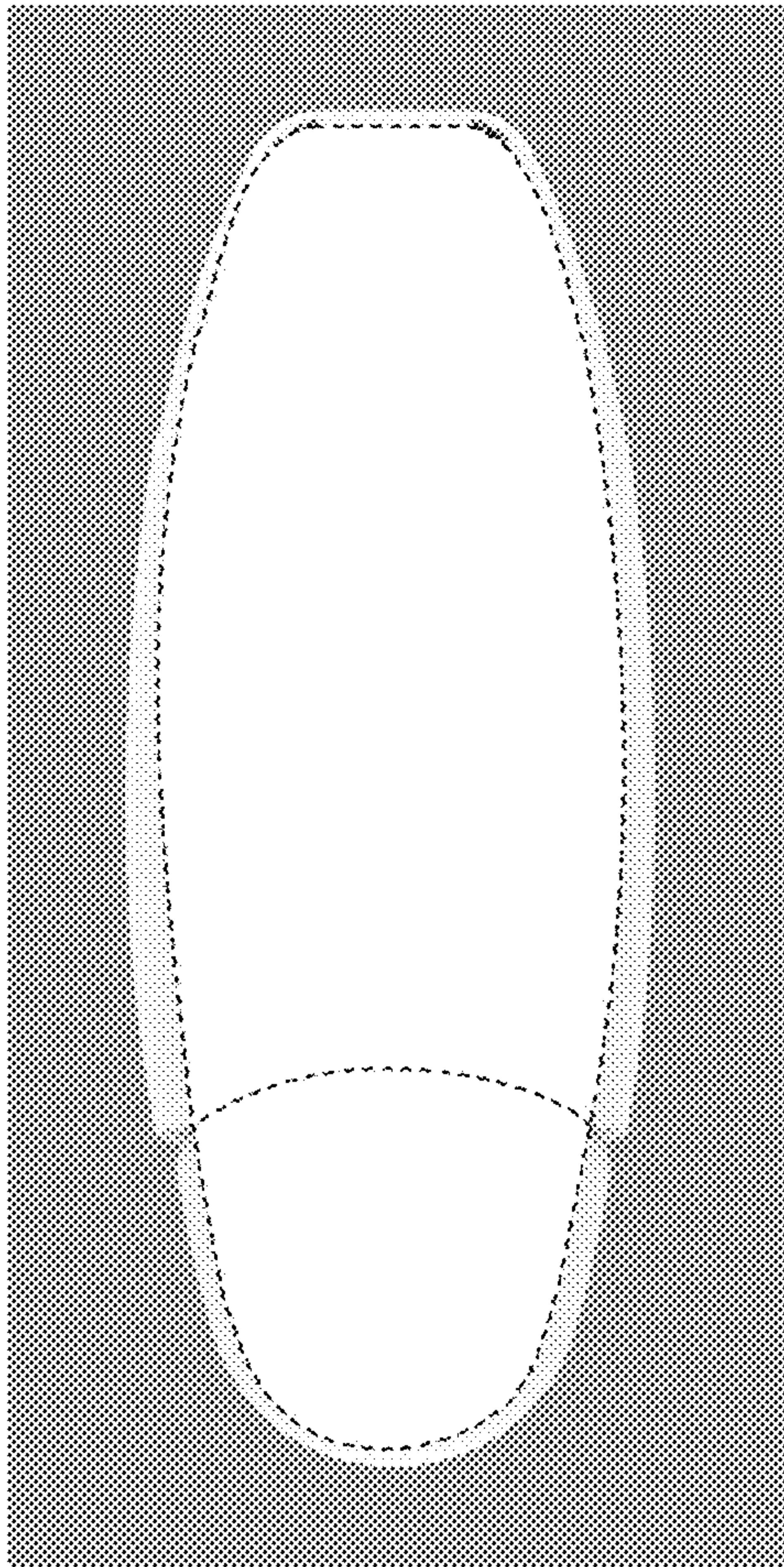


FIG. 1.6






FIG. 1.7

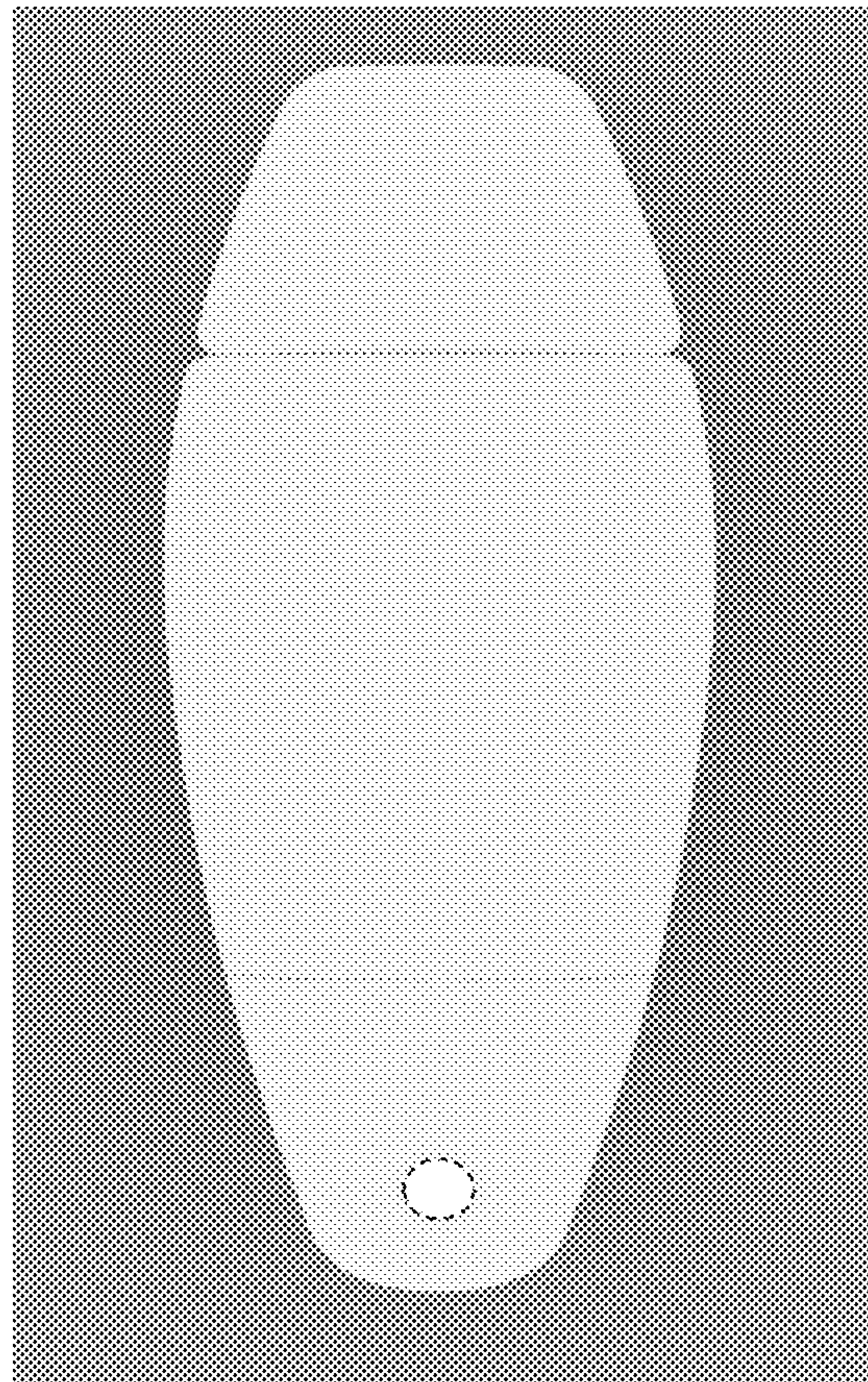


FIG. 1.8






FIG. 1.9

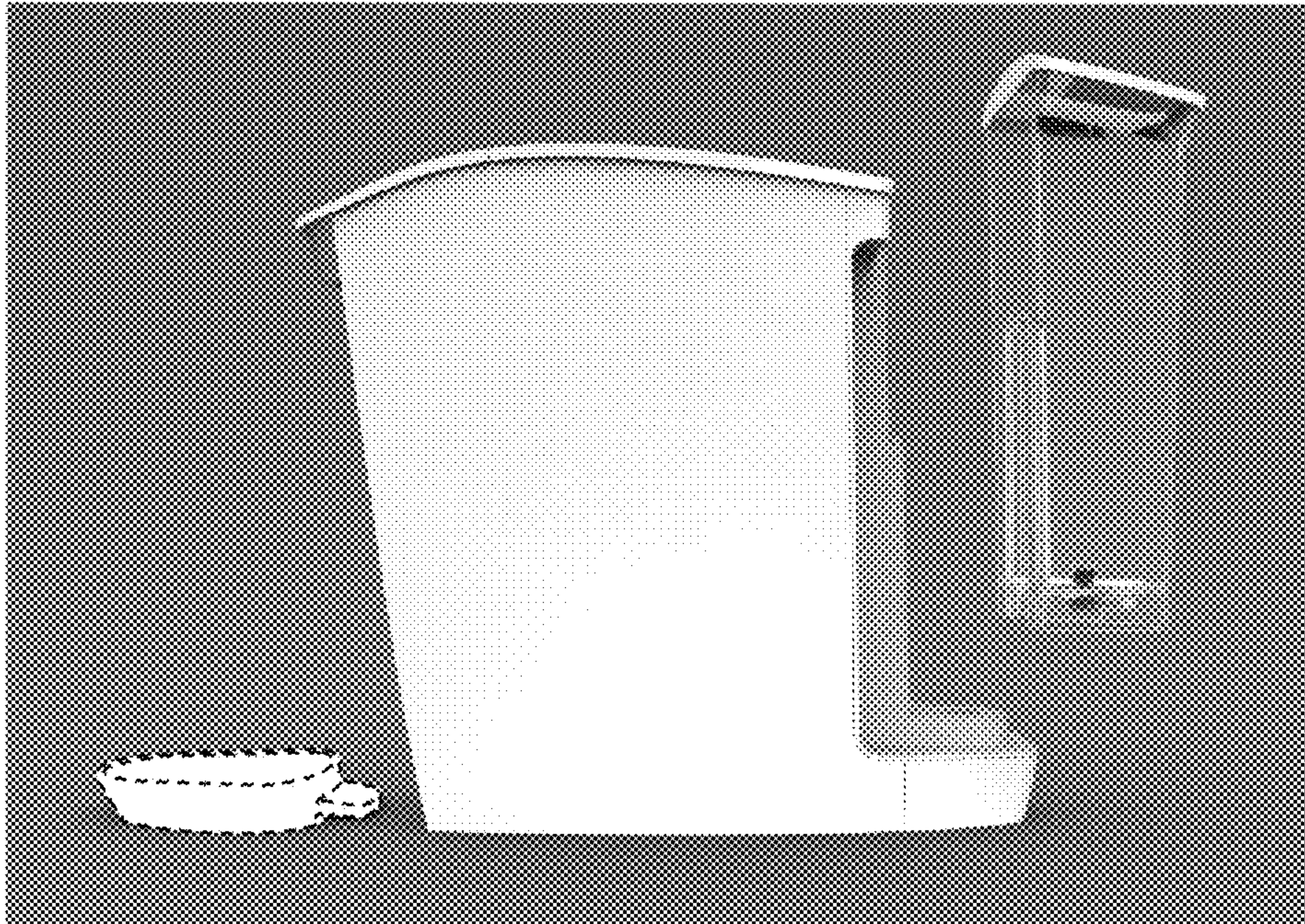


FIG. 1.10