

US00D962365S

(12) **United States Design Patent** (10) **Patent No.:** **US D962,365 S**
Lin (45) **Date of Patent:** **** Aug. 30, 2022**

(54) **DUMBBELL**

OTHER PUBLICATIONS

(71) Applicant: **Shenzhen City Feiduba Technology Ltd. Company**, Shenzhen (CN)

(72) Inventor: **Xueping Lin**, Shenzhen (CN)

(**) Term: **15 Years**

(21) Appl. No.: **29/814,319**

(22) Filed: **Nov. 4, 2021**

(51) **LOC (13) Cl.** **21-02**

(52) **U.S. Cl.**
USPC **D21/681**

(58) **Field of Classification Search**
USPC D21/692, 681, 694, 662, 675, 677, 679,
D21/680, 684
See application file for complete search history.

Lofami, announced 2020 [online], [site visited Jun. 29, 2022]. Available on internet, URL:https://www.amazon.com/LOFAMI-Dumbbell-Fitness-Dumbbells-Barbell/dp/B086QFKSVS/ref (Year: 2020).*

Cap barbell, announced 2011 [online], [site visited Jun. 29, 2022]. Available on internet, URL:https://www.amazon.com/Barbell-Fitness-Urethane-Dumbbell-35-Pound/dp/B0066AWP0Q/ref (Year: 2011).*

* cited by examiner

Primary Examiner — Khawaja Anwar

Assistant Examiner — Julice Seung Eun Oum

(57) **CLAIM**

The ornamental design for a dumbbell, as shown and described.

(56) **References Cited**

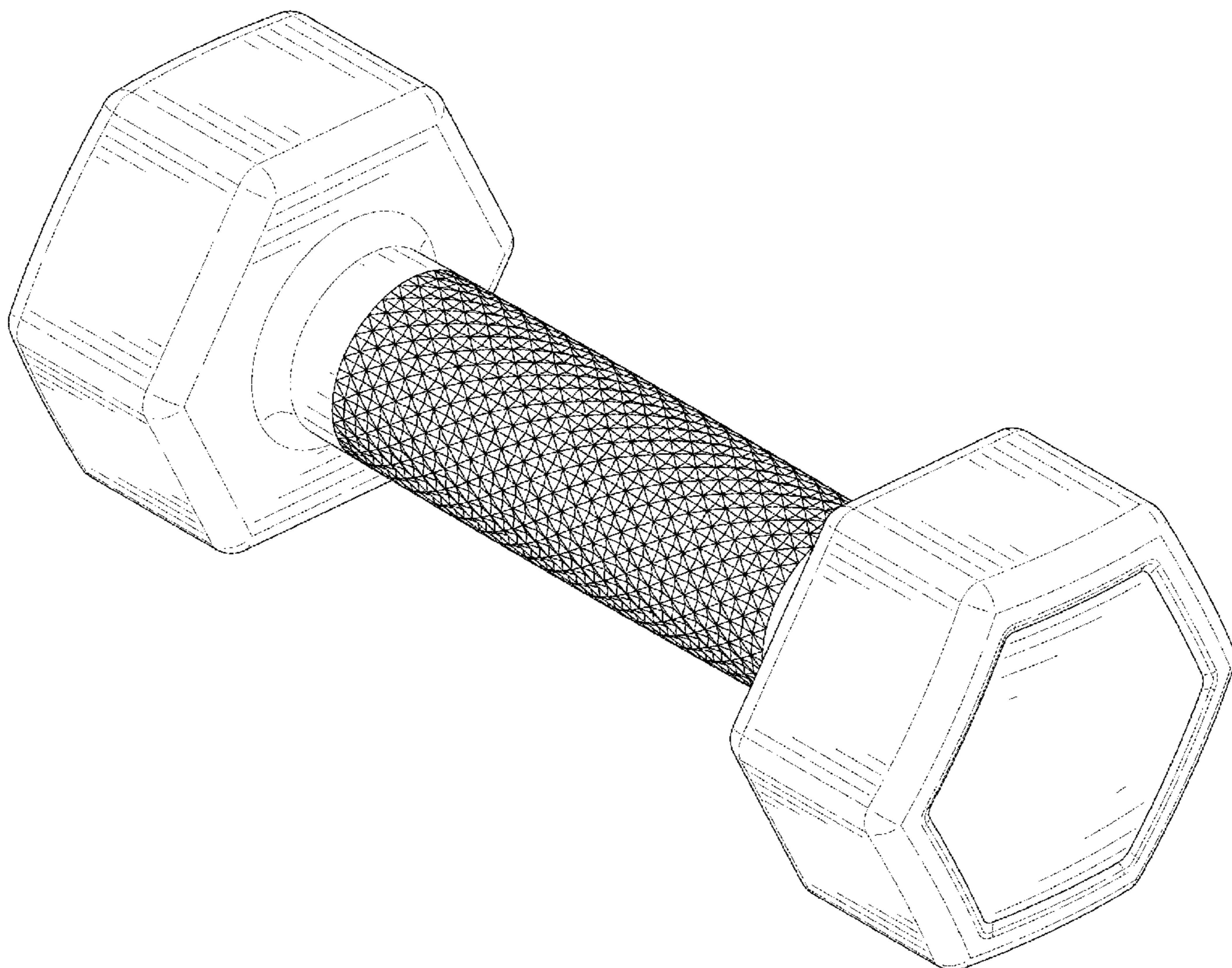
DESCRIPTION

U.S. PATENT DOCUMENTS

D710,241 S *	8/2014	Vaughan	D11/81
D861,085 S	9/2019	Brezovar		
D896,324 S *	9/2020	Yu	D21/681
2002/0128127 A1 *	9/2002	Chen	A63B 21/0726 482/106
2004/0162196 A1 *	8/2004	deGroot	A63B 21/0728 482/106
2015/0306446 A1 *	10/2015	Spainhower	A63B 21/072 482/106
2017/0361148 A1 *	12/2017	Black	A63B 21/0604
2019/0126124 A1 *	5/2019	Vigiano	A63B 21/4035

FIG. 1 is a front and top perspective view of a dumbbell, showing my new design;
FIG. 2 is a rear and bottom perspective view thereof;
FIG. 3 is a front elevation view thereof;
FIG. 4 is a rear elevation view thereof;
FIG. 5 is a left side elevation view thereof;
FIG. 6 is a right side elevation view thereof;
FIG. 7 is a top plan view thereof; and,
FIG. 8 is a bottom plan view thereof.

1 Claim, 8 Drawing Sheets



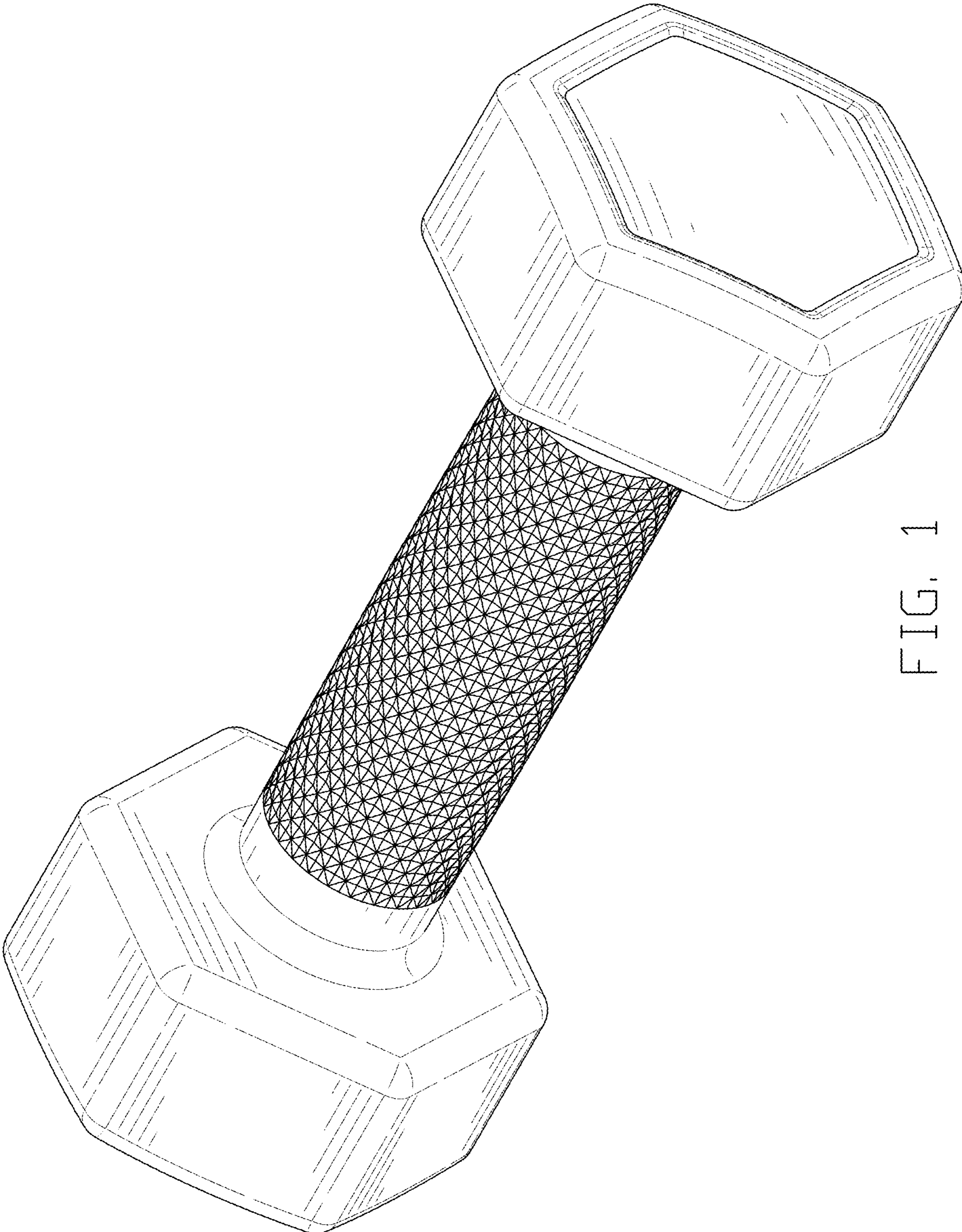


FIG. 1

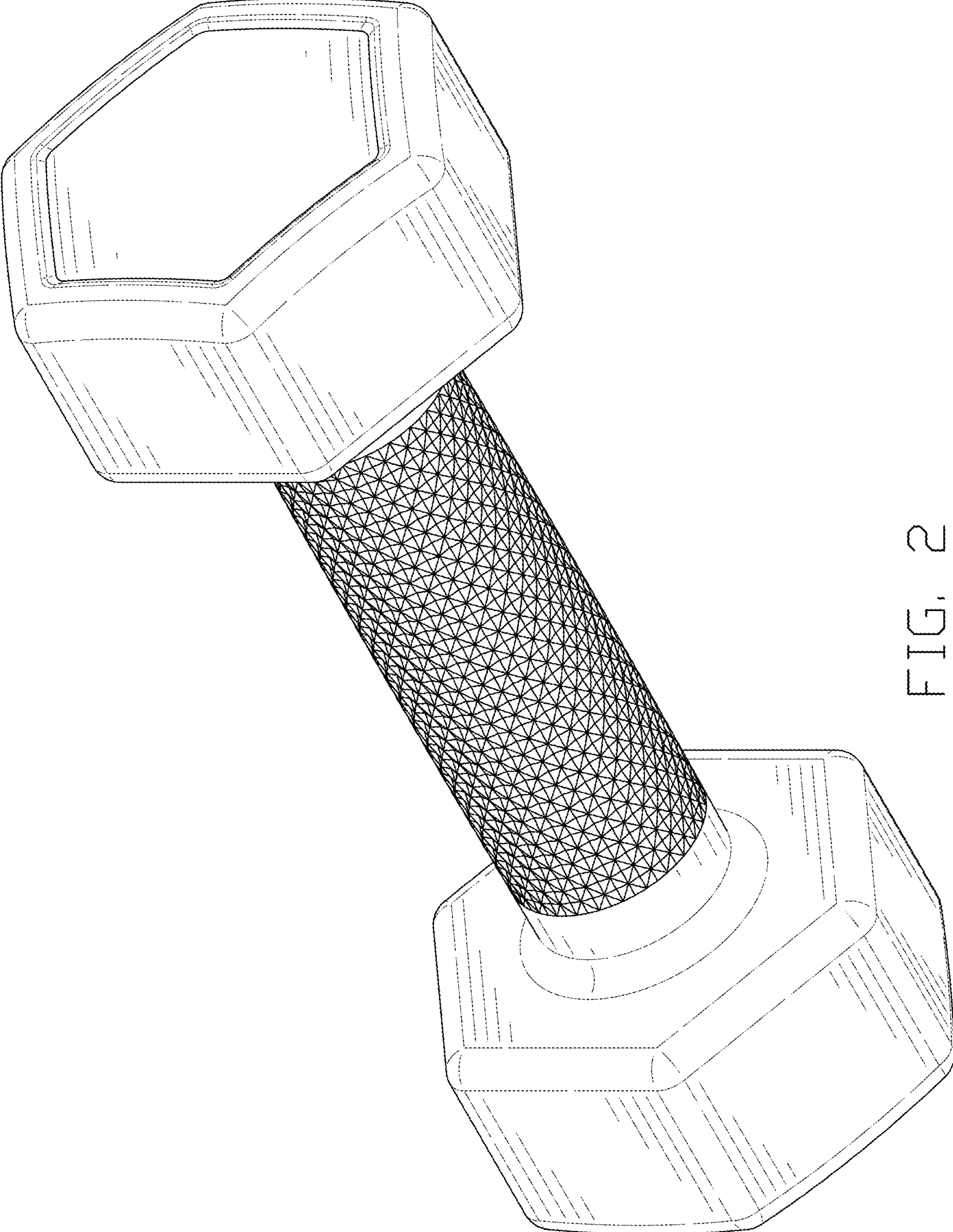


FIG. 2




FIG. 3




FIG. 4

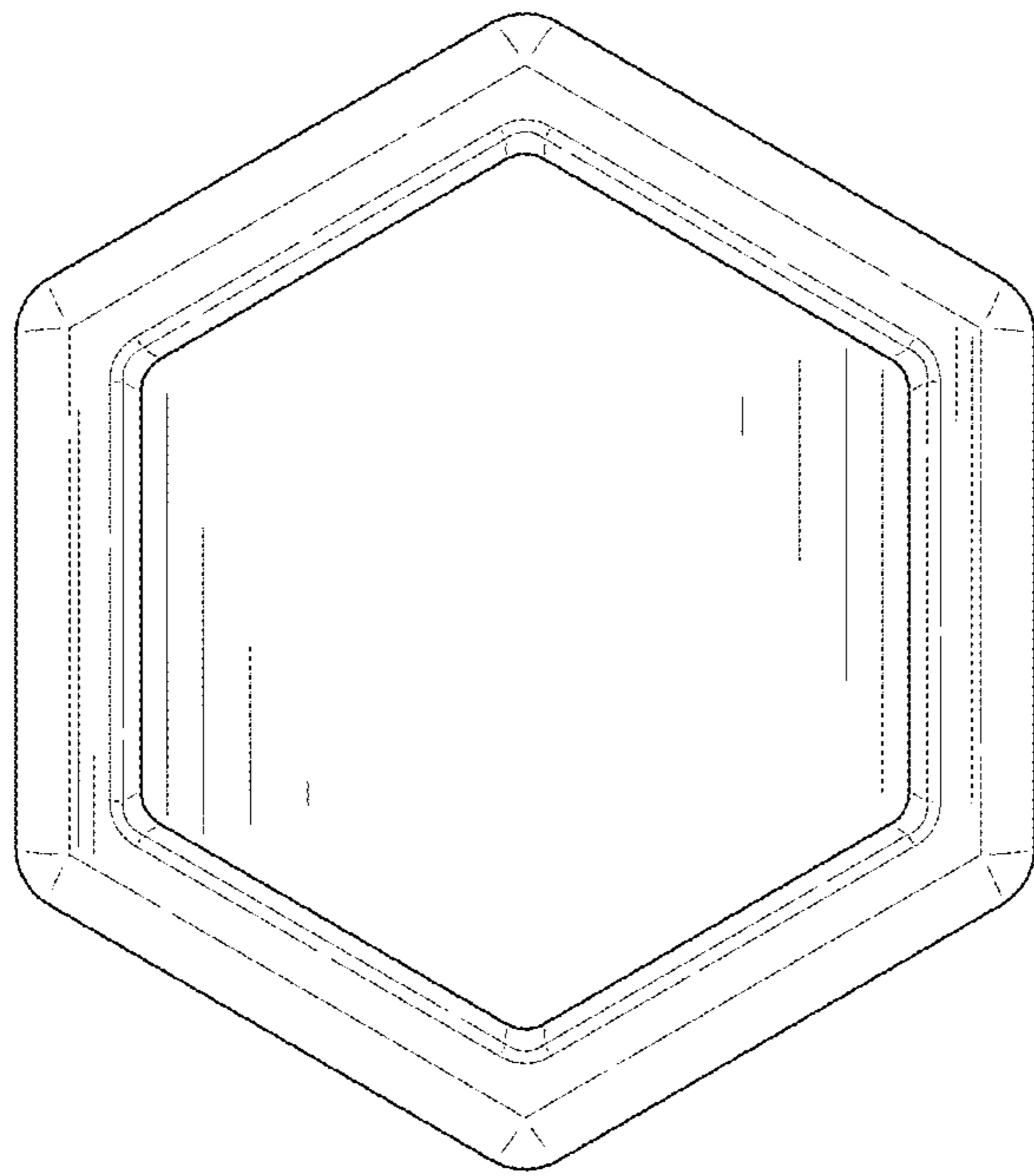


FIG. 5

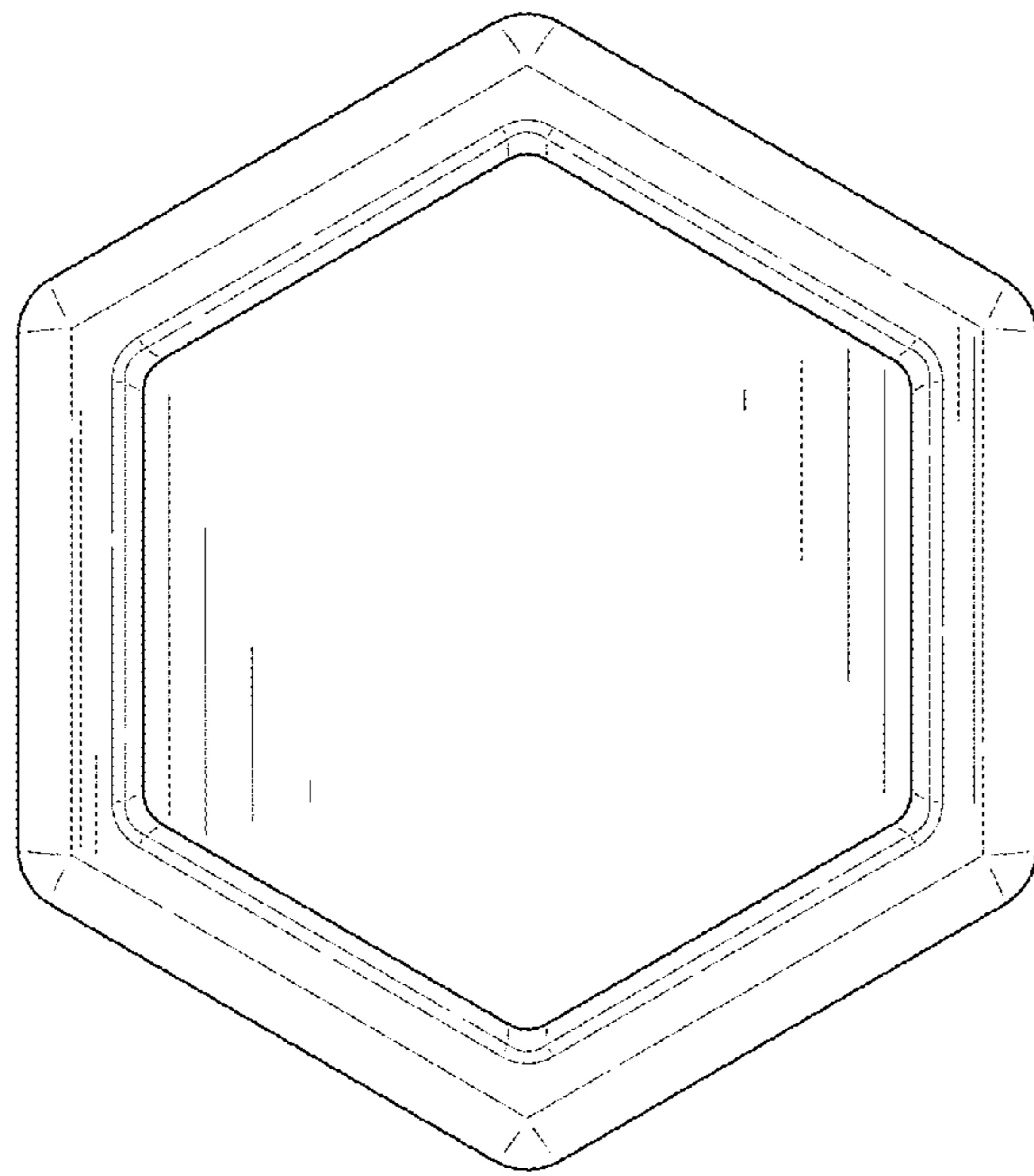


FIG. 6




FIG. 7




FIG. 8