

US00D962354S

(12) **United States Design Patent**
Wang

(10) **Patent No.:** **US D962,354 S**

(45) **Date of Patent:** **** Aug. 30, 2022**

- (54) **TRANSPARENT BLOCK**
- (71) Applicant: **Laltitude LLC**, Hacienda Heights, CA
(US)
- (72) Inventor: **Howard Wang**, Hacienda Heights, CA
(US)
- (**) Term: **15 Years**
- (21) Appl. No.: **29/784,933**
- (22) Filed: **May 21, 2021**
- (51) **LOC (13) Cl.** **21-01**
- (52) **U.S. Cl.**
USPC **D21/485**; D21/491
- (58) **Field of Classification Search**
USPC D21/484–505
CPC A63H 33/04; A63H 33/044; A63H 33/06;
A63H 33/062; A63H 33/086; A63H
33/088; A63H 33/10; A63H 33/101;
A63H 33/108; A63H 33/12
See application file for complete search history.

(56) **References Cited**

U.S. PATENT DOCUMENTS

D600,291 S	9/2009	Christensen	
D624,605 S	9/2010	Kichjo	
D676,496 S	2/2013	Mimlitch, III	
D713,816 S	9/2014	Schwartz	
D716,879 S	11/2014	Norman	
D731,595 S *	6/2015	Jensen	D21/491
D731,596 S *	6/2015	Jensen	D21/491
D775,694 S	1/2017	Kaplan	
D809,071 S	1/2018	Liu	
D817,411 S *	5/2018	Simonds	D21/491

D900,245 S *	10/2020	Hwang	D21/501
D930,085 S *	9/2021	Wang	D21/491
D930,758 S *	9/2021	Wang	D21/491
D933,136 S *	10/2021	Wang	D21/491
D936,153 S *	11/2021	Wang	D21/491
D936,154 S *	11/2021	Wang	D21/485
D936,155 S *	11/2021	Wang	D21/485
2008/0090485 A1 *	4/2008	Glickman	A63H 33/082 446/120
2011/0300772 A1 *	12/2011	Risvig	A63H 33/086 264/250
2012/0071061 A1 *	3/2012	Smith	A63H 33/086 446/128
2018/0318726 A1 *	11/2018	Barwald	A63H 33/086

* cited by examiner

Primary Examiner — Cynthia M. Chin

(74) *Attorney, Agent, or Firm* — Clement Cheng


(57) **CLAIM**

The ornamental design for a transparent block, as shown and described.

DESCRIPTION

FIG. 1 is a perspective view.
 FIG. 2 is a back perspective view.
 FIG. 3 is a front view.
 FIG. 4 is a left side view.
 FIG. 5 is a right side view.
 FIG. 6 is a top view.
 FIG. 7 is a bottom view; and,
 FIG. 8 is a back view.
 The broken lines are for the purpose of illustrating internal portions of the article that form no part of the claimed design.

1 Claim, 6 Drawing Sheets






Fig. 1

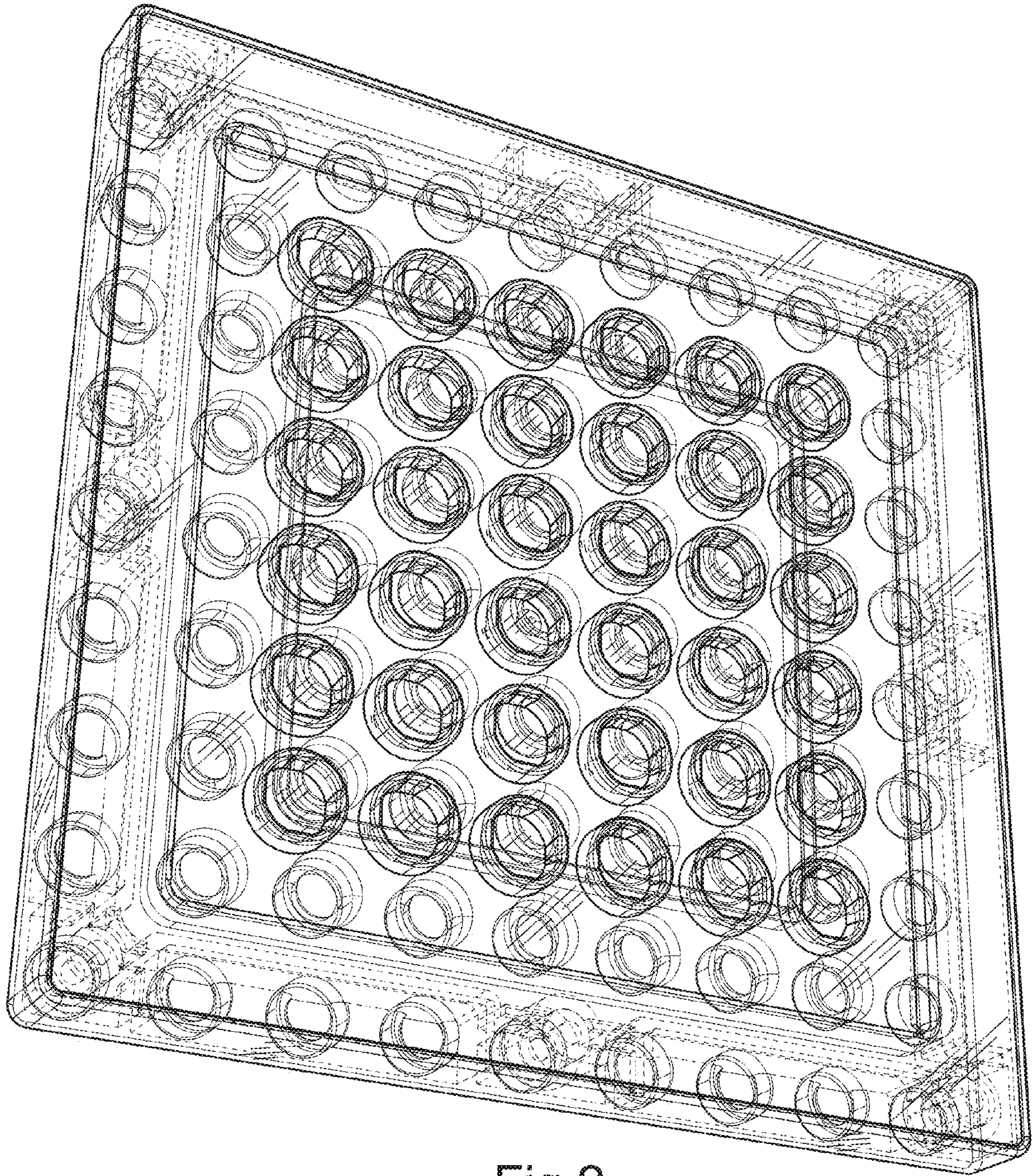


Fig.2

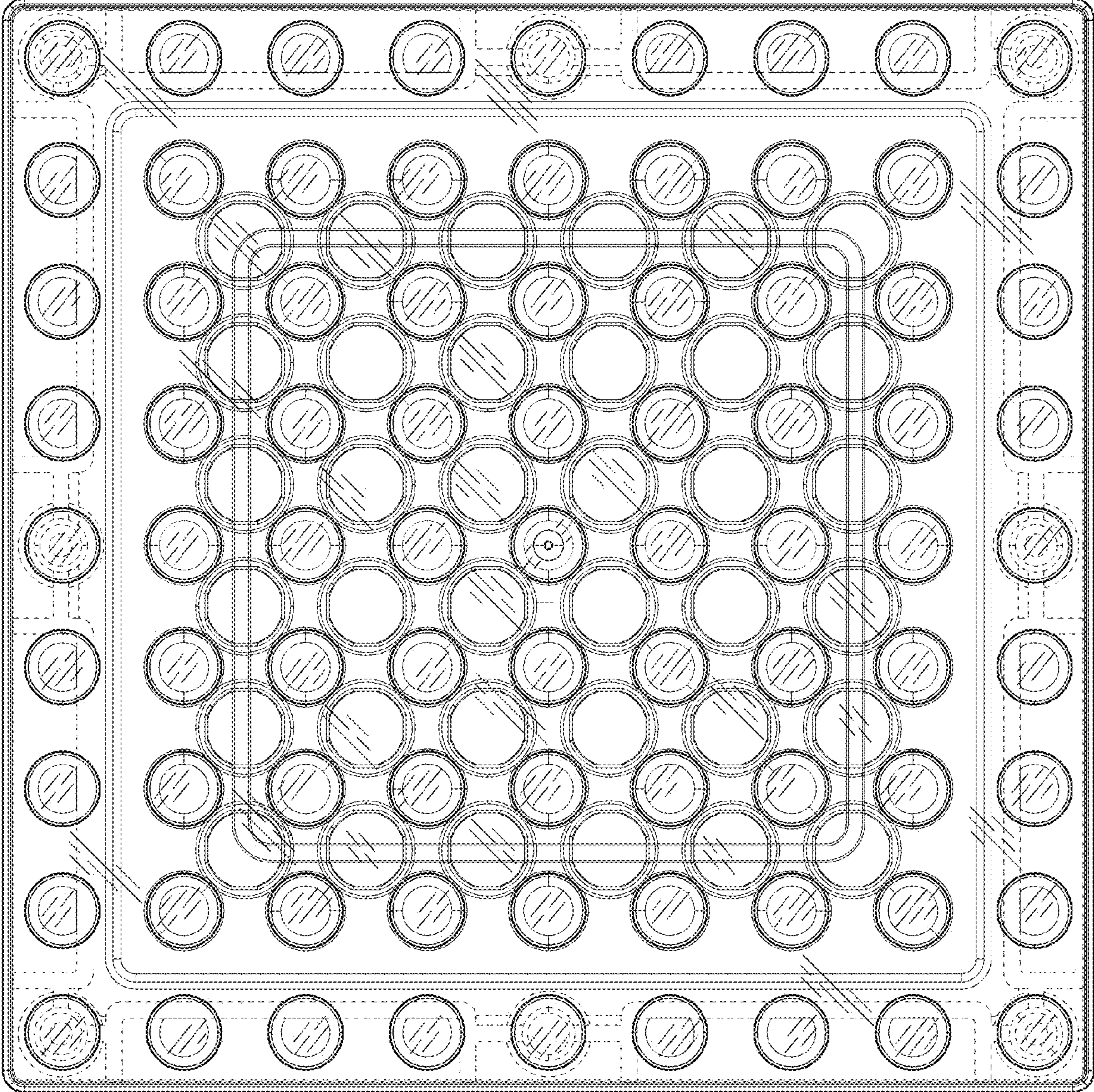


Fig. 3

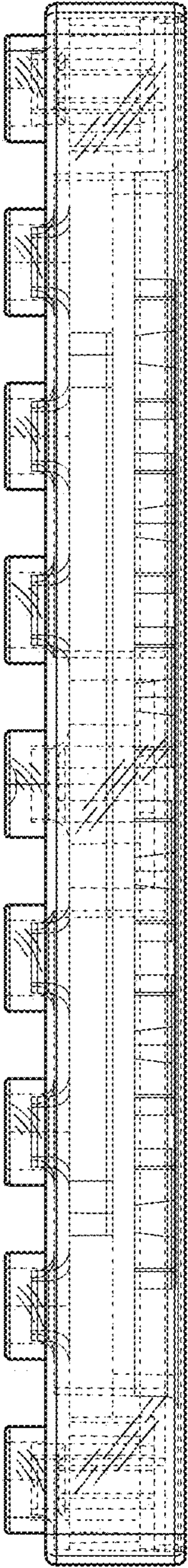


Fig. 4

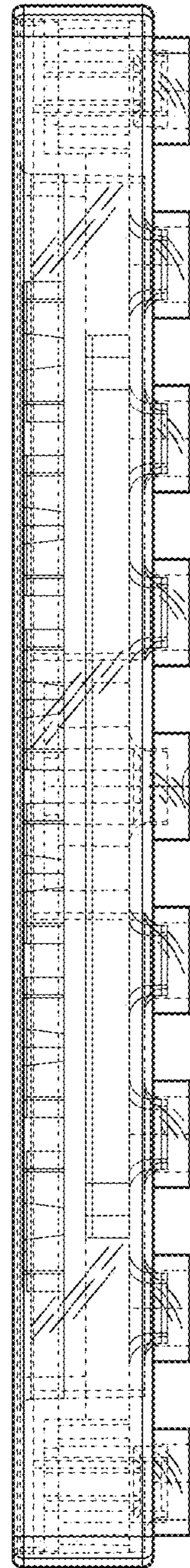


Fig. 5

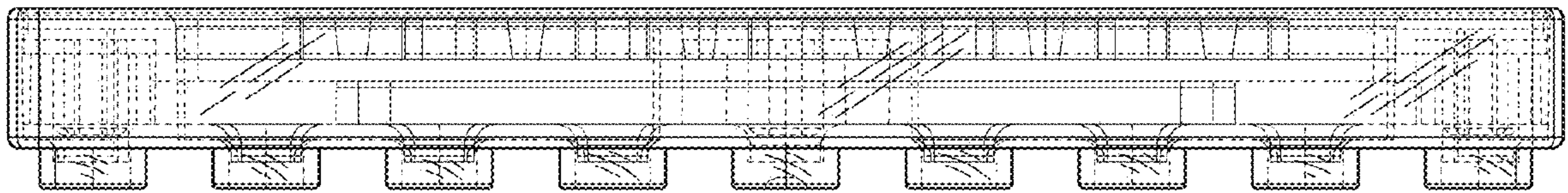


Fig. 6

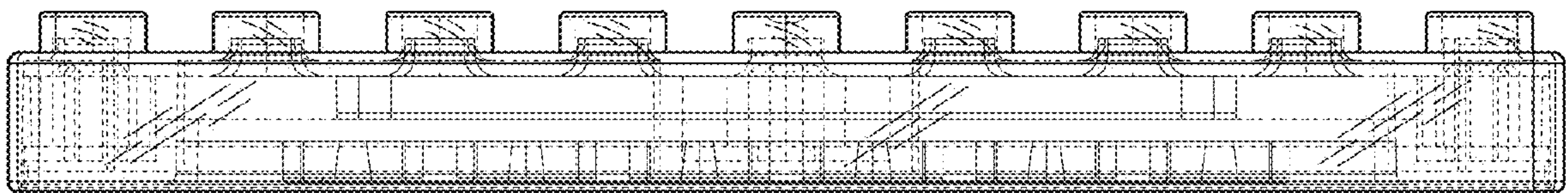


Fig. 7

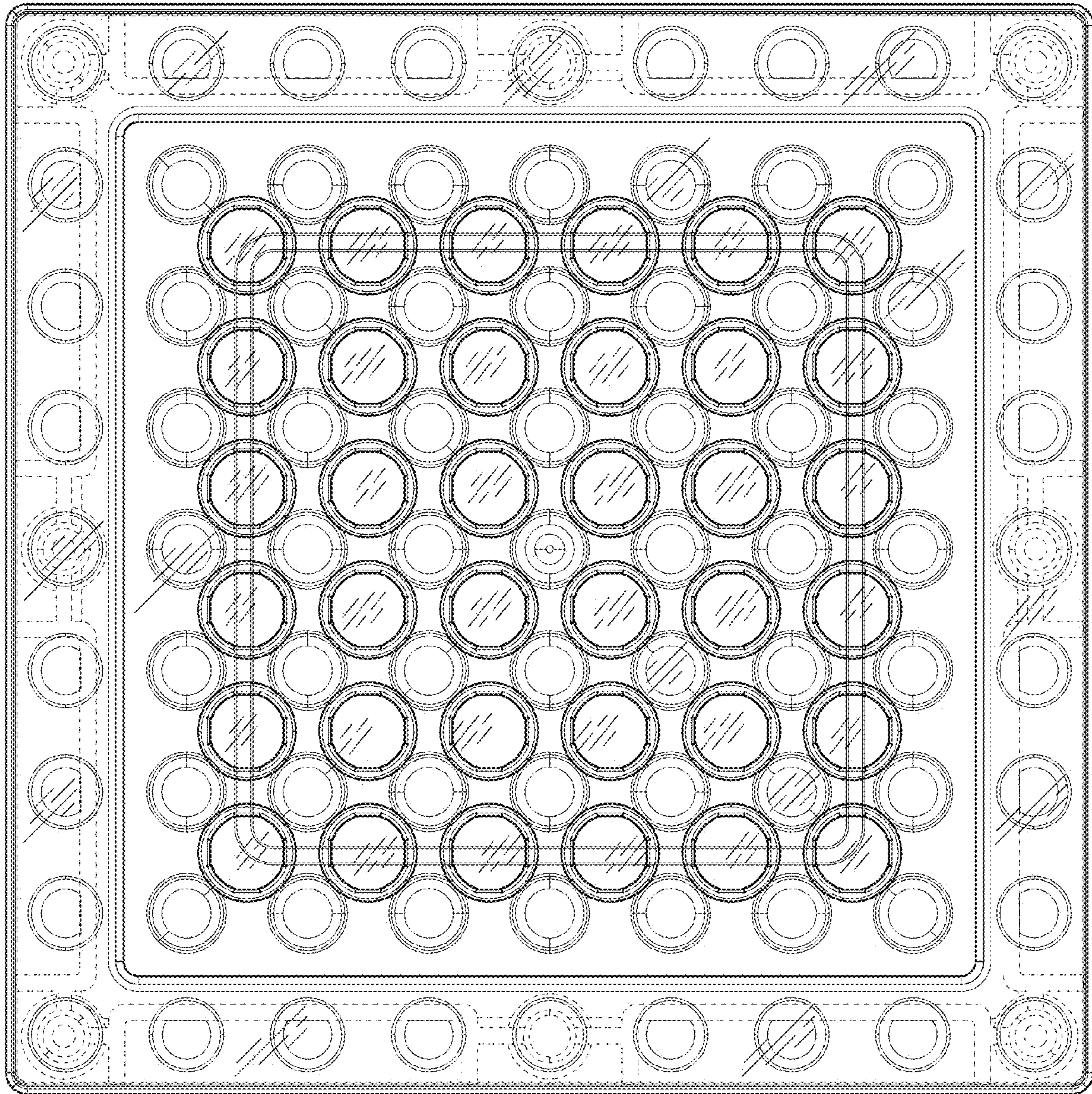


Fig. 8