

US00D962341S

(12) **United States Design Patent** (10) **Patent No.:** **US D962,341 S**
Hadley (45) **Date of Patent:** **** Aug. 30, 2022**

(54) **FLASH CARD SET**
(71) Applicant: **Rebecca Hadley**, Flower Mound, TX (US)
(72) Inventor: **Rebecca Hadley**, Flower Mound, TX (US)
(**) Term: **15 Years**
(21) Appl. No.: **29/805,903**
(22) Filed: **Aug. 31, 2021**
(51) **LOC (13) Cl.** **19-07**
(52) **U.S. Cl.**
USPC **D19/59**
(58) **Field of Classification Search**
USPC D19/59-64, 20, 113
CPC . G09B 5/04; G09B 5/06; G09B 5/062; G09B 5/065; G09B 5/067; G09B 19/00; G09B 9/00; G09B 1/08; G09B 1/16; G09B 1/04; G09B 1/20; G09B 1/22; G06N 99/005; G09D 3/00; G09D 3/02; G09D 3/044; G09D 3/06; G09D 3/10
See application file for complete search history.

6,491,524 B2 * 12/2002 Bender G09B 17/003 434/159
7,264,474 B2 10/2007 Sullivan
D615,132 S 5/2010 Griffin, Sr.
D681,732 S 5/2013 Braflat
D730,985 S * 6/2015 Mullen D19/59
9,483,958 B1 11/2016 Feisthemel
9,666,096 B2 * 5/2017 Tapia G09B 1/02
D825,659 S 8/2018 He
D842,379 S 3/2019 Bassett
D867,462 S 11/2019 Lunt
D873,922 S 1/2020 Botorff et al.
D912,727 S 3/2021 Han
2011/0039240 A1 2/2011 Cardemon
2013/0256177 A1 10/2013 Newland
2015/0287327 A1 10/2015 Nguyen

FOREIGN PATENT DOCUMENTS

CN	301867812	*	3/2012
CN	305297736	*	8/2019
JP	D1595910	*	1/2018
JP	D1595911	*	1/2018
KR	300889083.0000	*	1/2017
KR	301052185.0000	*	3/2020

OTHER PUBLICATIONS

Amazon. Link: https://www.amazon.com/Toddlers-Alphabet-Vocabulary-Preschool-Kindergarten/dp/B08HRB457V/ref=sr_1_1?crd=HU4LXU7CV1JP&keywords=B08HRB457V&qid=1653412386&prefix=b08hrb457v%2Caps%2C45&sr=8-1. Sep. 9, 2020. 120 Flash Cards B08HRB457V. (Year: 2020).*

Amazon. Link: https://www.amazon.com/KMUYSL-Sight-Words-Flash-Cards/dp/B09V2T3VK3/ref=sr_1_1?crd=3QAAMHPEV2JU8&keywords=B09V2T3VK3&qid=1655377575&s=office-products&prefix=b09v2t3vk3%2Coffice-products%2C93&sr=1-1. Mar. 29, 2021. KMUYSL Set of 220 Flash Cards for Toddlers (Year: 2021).*

Amazon. Link: https://www.amazon.com/Educational-Preschool-Decoration-Kindergarten-Classroom/dp/B091TV49L8/ref=sr_1_1?crd=3003CMNYRIUGV&keywords=B091TV49L8&qid=16534123578&prefix=b091tv49l8%2Caps%2C54&sr=8-1. Visited May 24, 2022. Otus 58 Pieces Educational Preschool Cards Kids Early Learning Poster (Year: 2022).*


Amazon. Link: <https://www.amazon.com/dp/B08HRB457V>. Sep. 9, 2020. 120 Flash Cards For Toddlers 2-4 Years, ABC Alphabet Letters, Colors & Shapes, 1-100 Math Numbers, First Sight Words for Vocabulary, Prek Preschool Learning, Kindergarten Kids, Boys & Girls 5 yrs Old. (Year: 2020).

(56) **References Cited**

U.S. PATENT DOCUMENTS

D56,985 S *	1/1921	Moore	D21/381
2,414,614 A	1/1945	Shurick, Sr.		
D143,527 S *	1/1946	Faberman	D21/360
D148,705 S *	2/1948	Kafer	D19/62
D197,432 S *	2/1964	Maxwell	434/222
D247,130 S *	1/1978	Kelley	D21/360
5,417,432 A *	5/1995	Dwyer	A63F 1/02 273/299
5,573,404 A	11/1996	Stawski, II		
5,743,740 A *	4/1998	Visser	G09B 19/22 434/167
5,788,503 A *	8/1998	Shapiro	G09B 1/00 434/167
5,954,512 A	9/1999	Fruge		
6,234,803 B1 *	5/2001	Watkins	A63F 3/00145 434/167
6,419,495 B1	7/2002	Lehmkuhl		

* cited by examiner



Primary Examiner — Lauren D McVey
 (74) *Attorney, Agent, or Firm* — Goldstein Law Offices,
 P.C.

(57) **CLAIM**

The ornamental design for a flash card set, as shown and described.

DESCRIPTION

The patent or application file contains at least one drawing executed in color. Copies of this patent or patent application publication with color drawing(s) will be provided by the Office upon request and payment of the necessary fee.

FIG. 1 is a front elevational view of a flash card set arranged with the first through thirtieth flash cards thereof arranged together as a group. The design of each flash card is printed on flat material with no substantial thickness.

FIG. 2 is a rear elevational view of the flash card set of FIG. 1.

FIG. 3 is a front elevational view of the first flash card of the flash card set.

FIG. 4 is a rear elevational view of the first flash card of the flash card set.

FIG. 5 is a front elevational view of the second flash card of the flash card set.

FIG. 6 is a rear elevational view of the second flash card of the flash card set.

FIG. 7 is a front elevational view of the third flash card of the flash card set.

FIG. 8 is a rear elevational view of the third flash card of the flash card set.

FIG. 9 is a front elevational view of the fourth flash card of the flash card set.

FIG. 10 is a rear elevational view of the fourth flash card of the flash card set.

FIG. 11 is a front elevational view of the fifth flash card of the flash card set.

FIG. 12 is a rear elevational view of the fifth flash card of the flash card set.

FIG. 13 is a front elevational view of the sixth flash card of the flash card set.

FIG. 14 is a rear elevational view of the sixth flash card of the flash card set.

FIG. 15 is a front elevational view of the seventh flash card of the flash card set.

FIG. 16 is a rear elevational view of the seventh flash card of the flash card set.

FIG. 17 is a front elevational view of the eighth flash card of the flash card set.

FIG. 18 is a rear elevational view of the eighth flash card of the flash card set.

FIG. 19 is a front elevational view of the ninth flash card of the flash card set.

FIG. 20 is a rear elevational view of the ninth flash card of the flash card set.

FIG. 21 is a front elevational view of the tenth flash card of the flash card set.

FIG. 22 is a rear elevational view of the tenth flash card of the flash card set.

FIG. 23 is a front elevational view of the eleventh flash card of the flash card set.

FIG. 24 is a rear elevational view of the eleventh flash card of the flash card set.

FIG. 25 is a front elevational view of the twelfth flash card of the flash card set.

FIG. 26 is a rear elevational view of the twelfth flash card of the flash card set.

FIG. 27 is a front elevational view of the thirteenth flash card of the flash card set.

FIG. 28 is a rear elevational view of the thirteenth flash card of the flash card set.

FIG. 29 is a front elevational view of the fourteenth flash card of the flash card set.

FIG. 30 is a rear elevational view of the fourteenth flash card of the flash card set.

FIG. 31 is a front elevational view of the fifteenth flash card of the flash card set.

FIG. 32 is a rear elevational view of the fifteenth flash card of the flash card set.

FIG. 33 is a front elevational view of the sixteenth flash card of the flash card set.

FIG. 34 is a rear elevational view of the sixteenth flash card of the flash card set.

FIG. 35 is a front elevational view of the seventeenth flash card of the flash card set.

FIG. 36 is a rear elevational view of the seventeenth flash card of the flash card set.

FIG. 37 is a front elevational view of the eighteenth flash card of the flash card set.

FIG. 38 is a rear elevational view of the eighteenth flash card of the flash card set.

FIG. 39 is a front elevational view of the nineteenth flash card of the flash card set.

FIG. 40 is a rear elevational view of the nineteenth flash card of the flash card set.

FIG. 41 is a front elevational view of the twentieth flash card of the flash card set.

FIG. 42 is a rear elevational view of the twentieth flash card of the flash card set.

FIG. 43 is a front elevational view of the twenty-first flash card of the flash card set.

FIG. 44 is a rear elevational view of the twenty-first flash card of the flash card set.

FIG. 45 is a front elevational view of the twenty-second flash card of the flash card set.

FIG. 46 is a rear elevational view of the twenty-second flash card of the flash card set.

FIG. 47 is a front elevational view of the twenty-third flash card of the flash card set.

FIG. 48 is a rear elevational view of the twenty-third flash card of the flash card set.

FIG. 49 is a front elevational view of the twenty-fourth flash card of the flash card set.

FIG. 50 is a rear elevational view of the twenty-fourth flash card of the flash card set.

FIG. 51 is a front elevational view of the twenty-fifth flash card of the flash card set.

FIG. 52 is a rear elevational view of the twenty-fifth flash card of the flash card set.

FIG. 53 is a front elevational view of the twenty-sixth flash card of the flash card set.

FIG. 54 is a rear elevational view of the twenty-sixth flash card of the flash card set.

FIG. 55 is a front elevational view of the twenty-seventh flash card of the flash card set.

FIG. 56 is a rear elevational view of the twenty-seventh flash card of the flash card set.

FIG. **57** is a front elevational view of the twenty-eighth flash card of the flash card set.

FIG. **58** is a rear elevational view of the twenty-eighth flash card of the flash card set.

FIG. **59** is a front elevational view of the twenty-ninth flash card of the flash card set.

FIG. **60** is a rear elevational view of the twenty-ninth flash card of the flash card set.

FIG. **61** is a front elevational view of the thirtieth flash card of the flash card set; and,

FIG. **62** is a rear elevational view of the thirtieth flash card of the flash card set.

**1 Claim, 62 Drawing Sheets
(62 of 62 Drawing Sheet(s) Filed in Color)**



FIG. 1


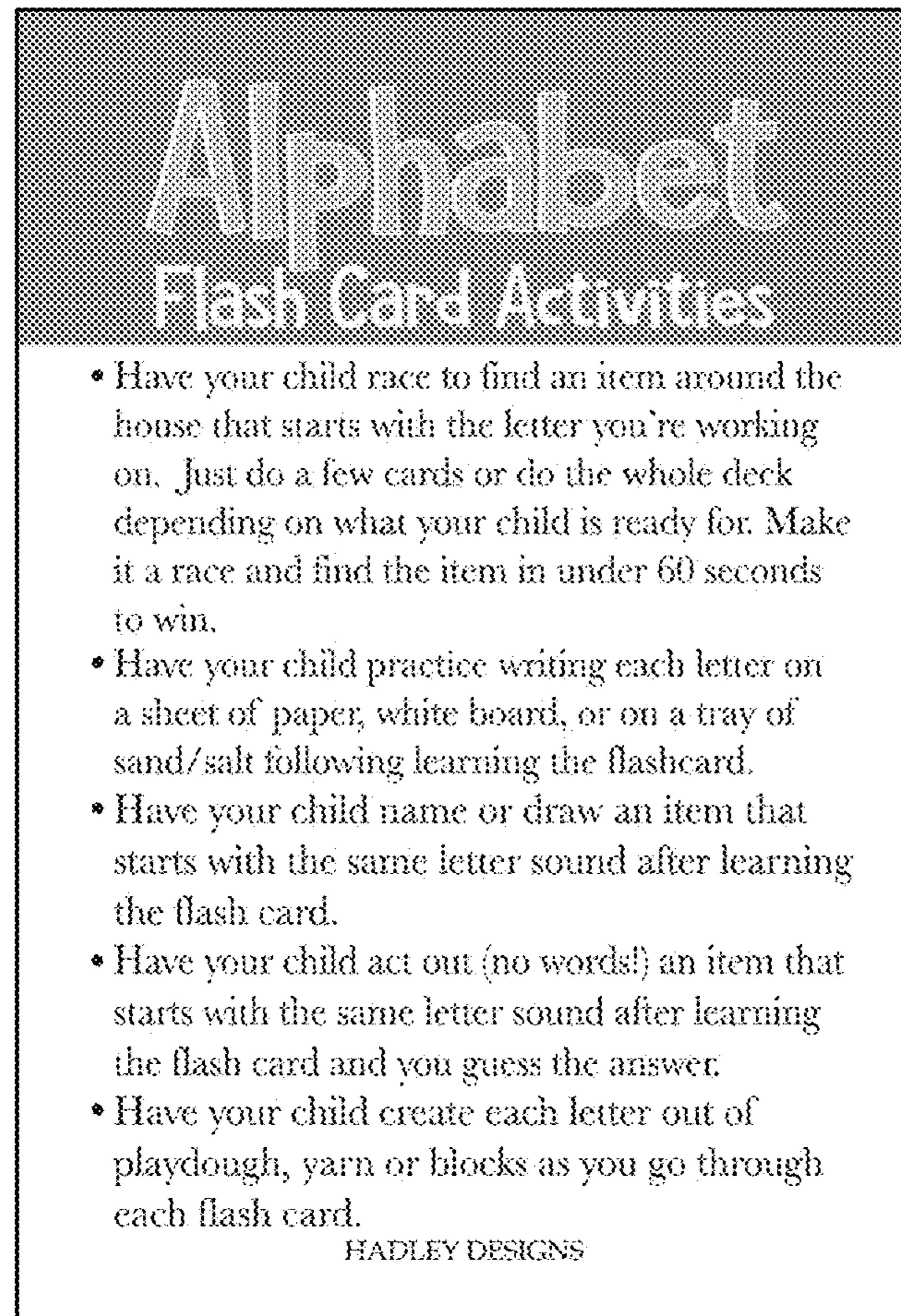


FIG. 2

*FIG. 3*

**Flash Card Games and Activities For
All Learning Categories****FLY SWATTER**

Lay out all or some of the flash cards on the ground. Give your child a fly swatter (or spatula). Say what's on a card or give a clue to what's on a card that is laid out (e.g. for the letter A card say "I'm looking for the letter that starts the word ant!"). Your child races to hit the card with the fly swatter. If they are correct they get to keep the card. Each card is worth one point. The more cards they get, the more points they get. Record their points so you can track improvement over time. That way it's *not* like "winning or losing" it is *more* like competing against themselves to improve.

GONE FISHING

Attach a paper clip to each flash card. Lay the flash cards on the ground or behind a curtain or chain. Hot glue a magnet to a string, tie it to a wooden dowel or pencil and let your children go "fishing" for flash cards. When they catch a card have them read it, say the sound, say the number, etc. OR call out a specific card by saying what's on it and have your child fish for that specific card.

HIDE AND SEEK

Hide flash cards all around your house (tape one to the fridge, the light switch, etc.) and have your children race around the house to find them. When they find them they must say what is on the card, i.e. the correct sound, number, letter, word, etc.

DRILLS

Have your child sit in front of you and go through the cards one by one. If they say the correct answer praise them generously and place the card in a pile on your right. If they say the incorrect answer explain to them the correct answer and praise their effort. Place the missed card in a pile on your left. Once you have gone through all the cards go through the pile on your left again and repeat until all cards receive the correct answer.

FIG. 4




FIG. 5




FIG. 6




FIG. 7




FIG. 8

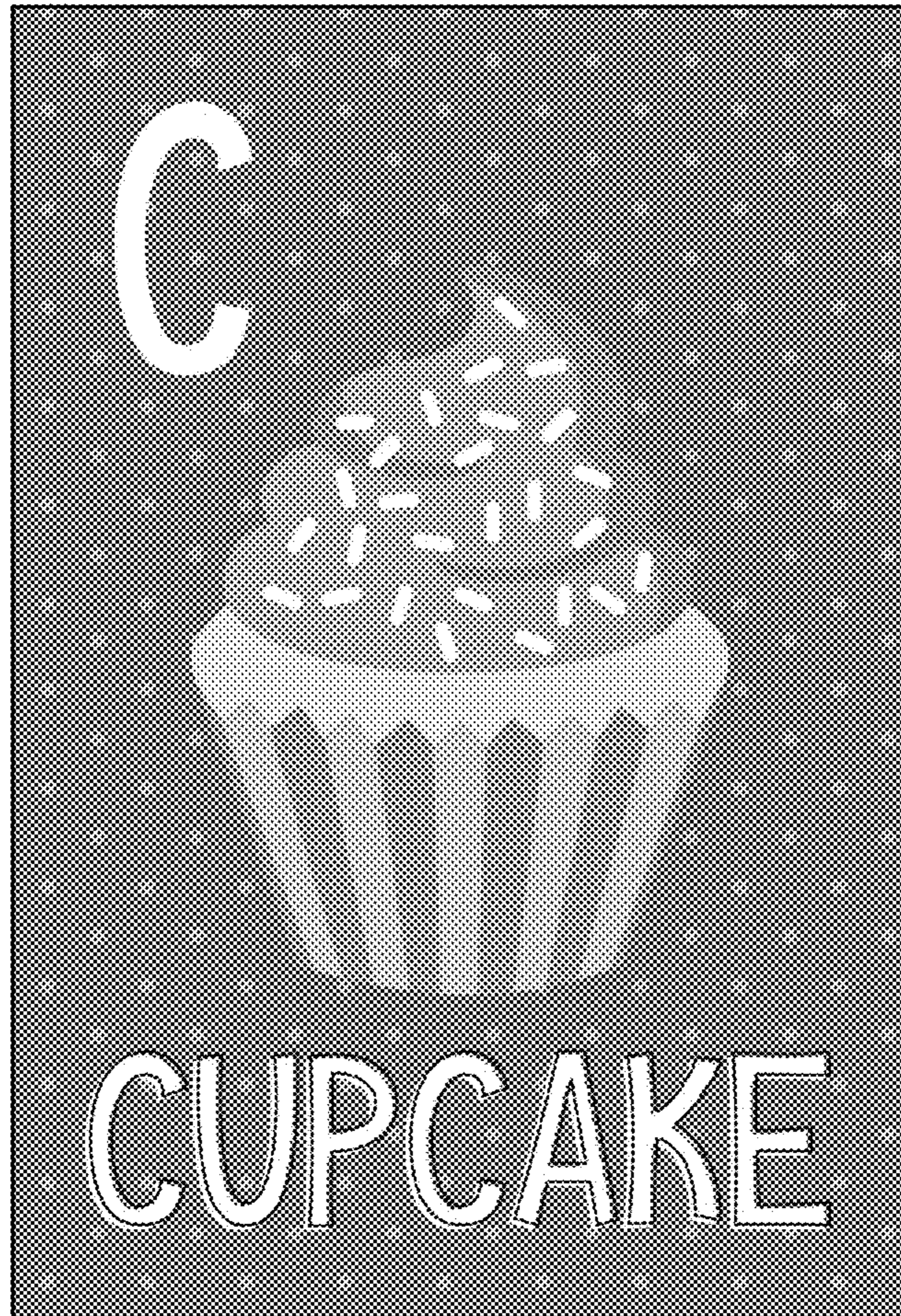


FIG. 9




FIG. 10




FIG. 11




FIG. 12




FIG. 13




FIG. 14




FIG. 15




FIG. 16




FIG. 17




FIG. 18




FIG. 19




FIG. 20




FIG. 21

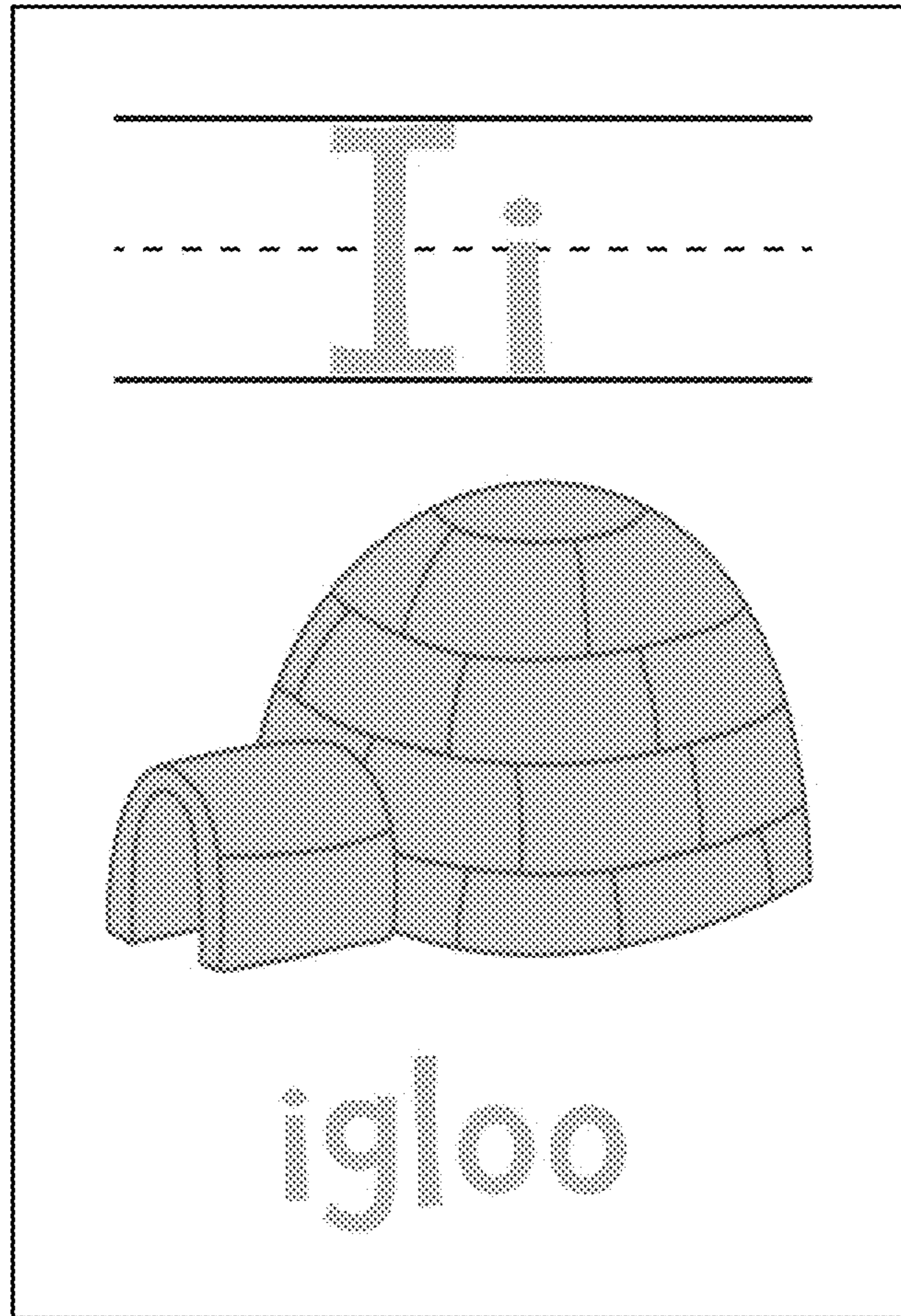


FIG. 22




FIG. 23




FIG. 24




FIG. 25




FIG. 26




FIG. 27




FIG. 28




FIG. 29




FIG. 30

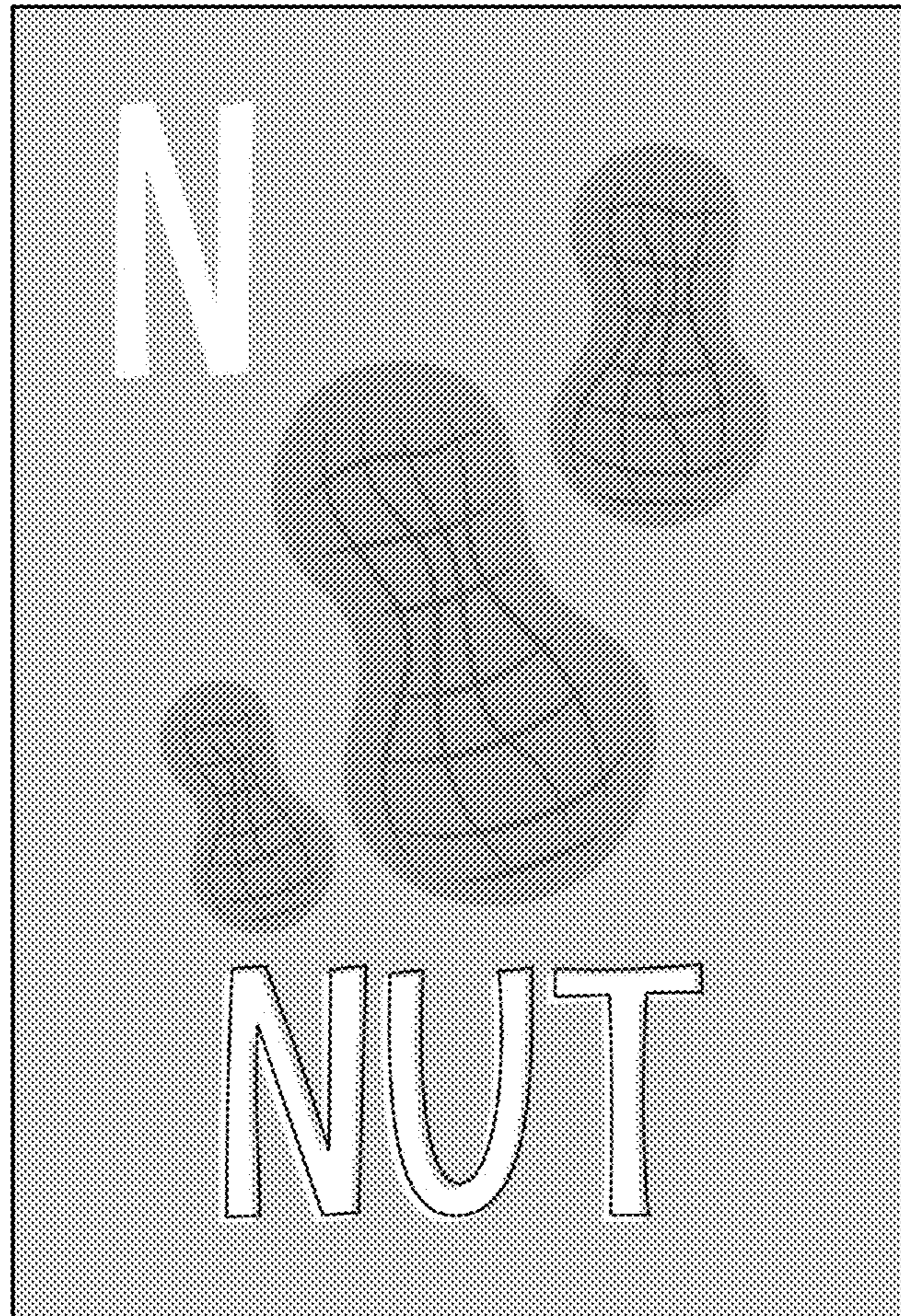


FIG. 31




FIG. 32




FIG. 33




FIG. 34




FIG. 35




FIG. 36



FIG. 37

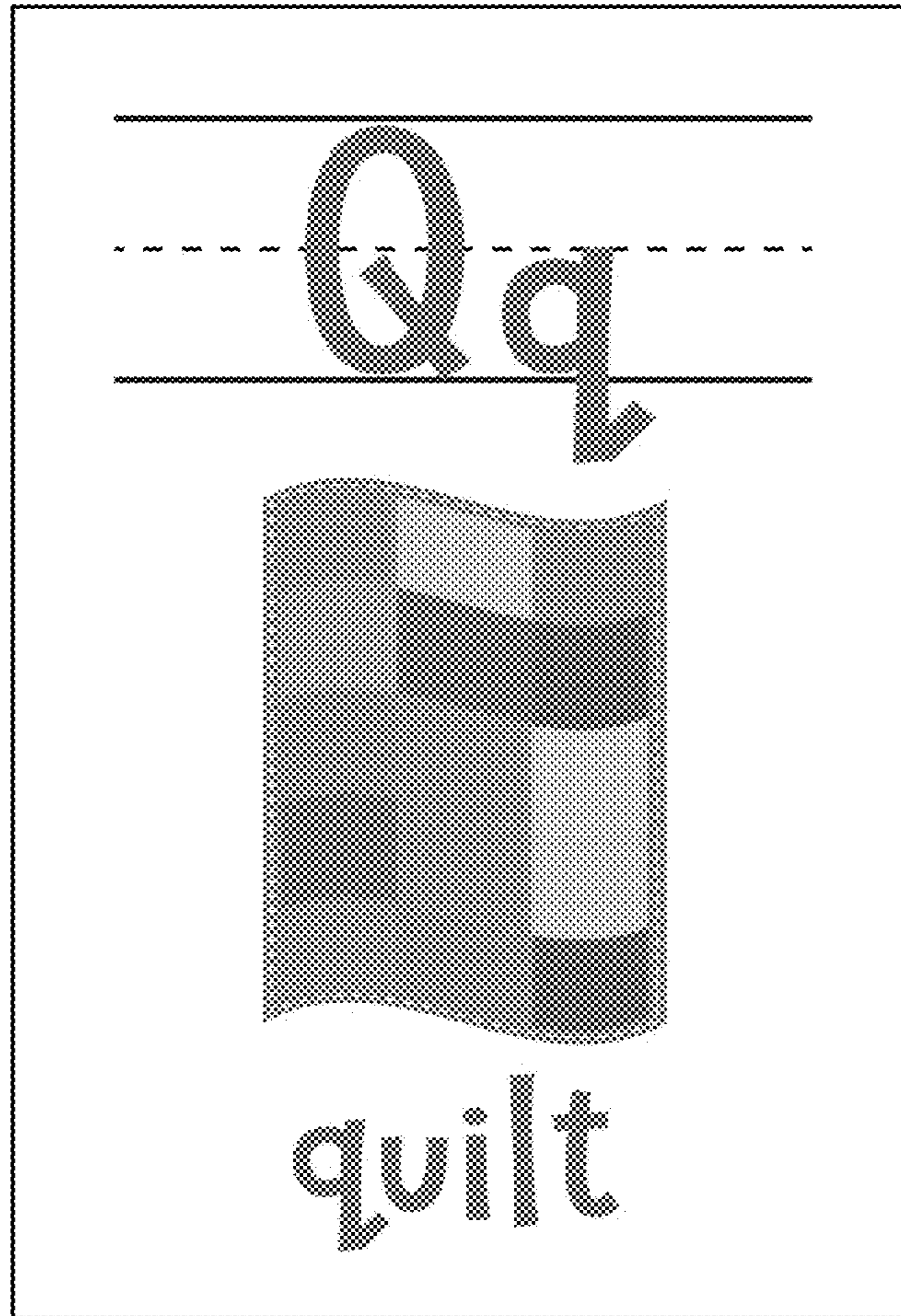


FIG. 38




FIG. 39




FIG. 40




FIG. 41




FIG. 42




FIG. 43




FIG. 44




FIG. 45




FIG. 46




FIG. 47




FIG. 48

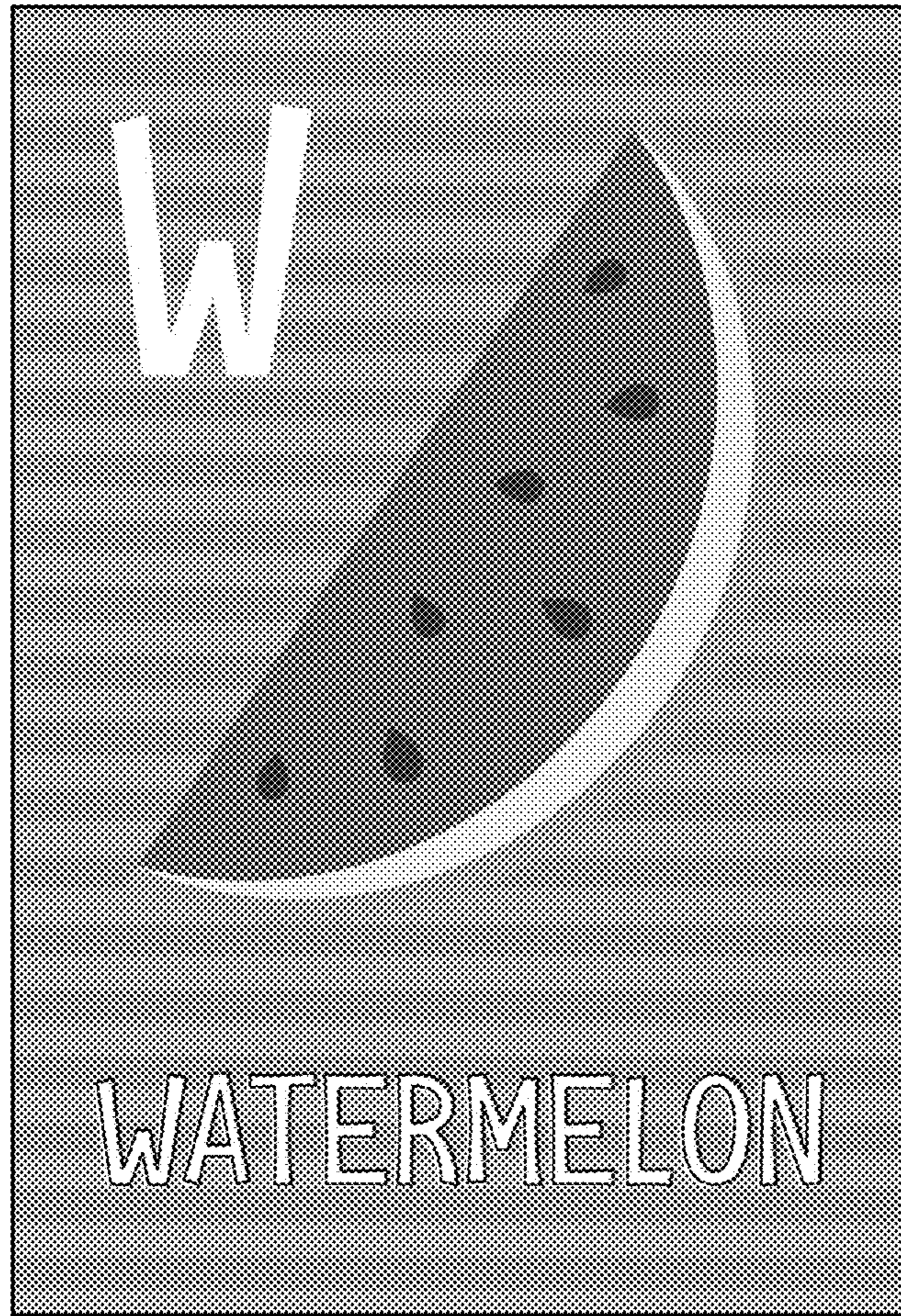


FIG. 49




FIG. 50




FIG. 51

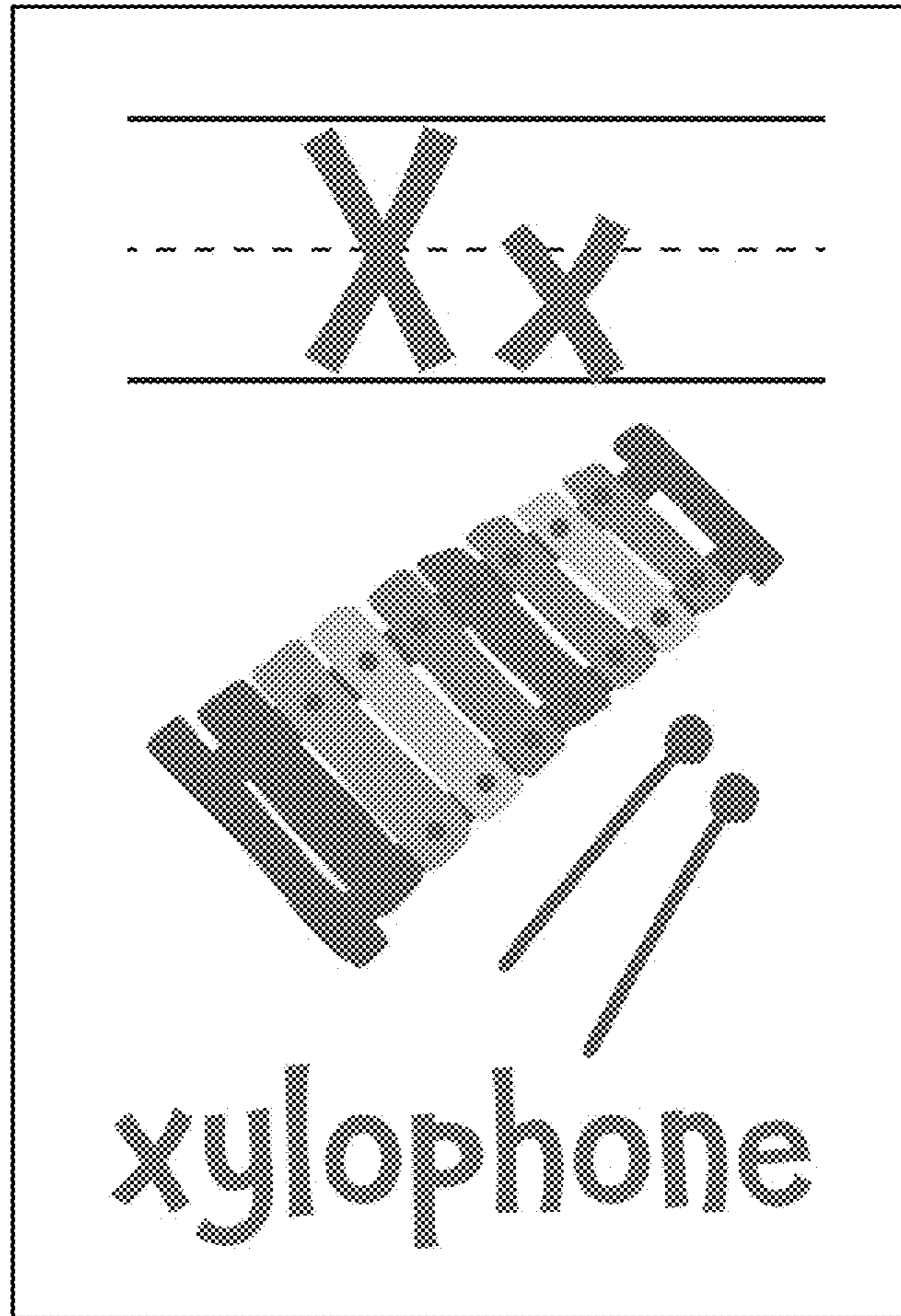


FIG. 52




FIG. 53




FIG. 54




FIG. 55

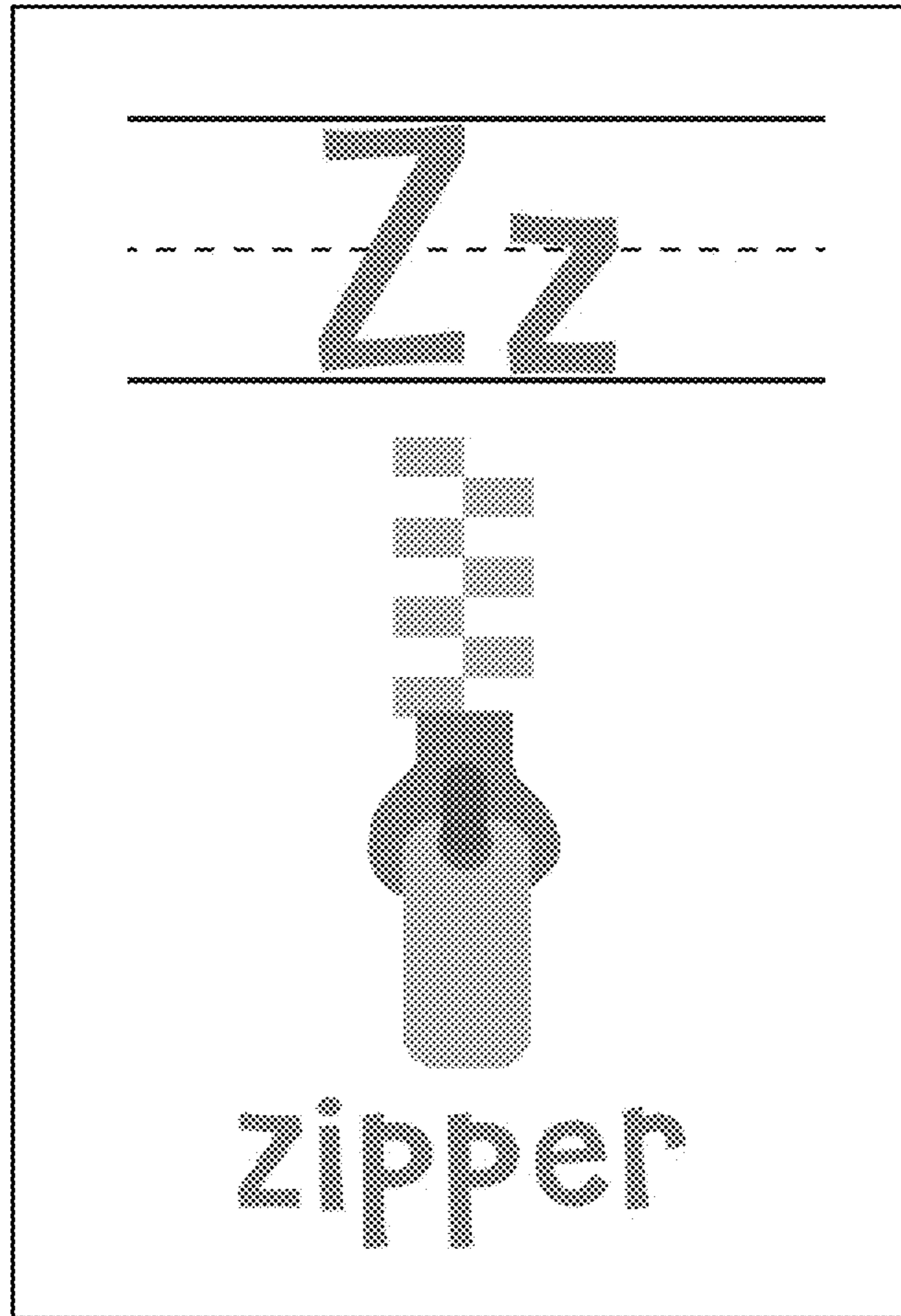


FIG. 56




FIG. 57




FIG. 58




FIG. 59

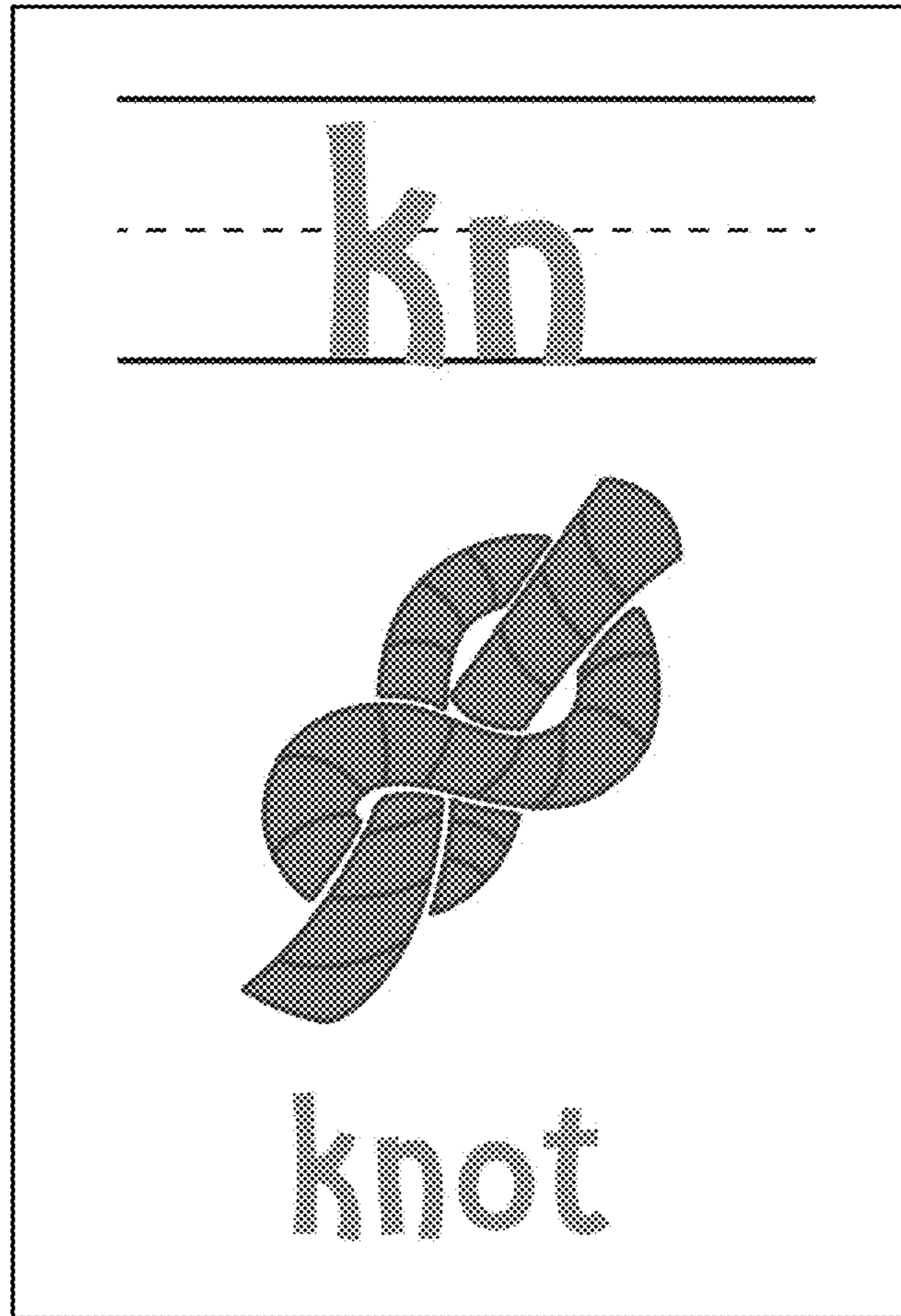


FIG. 60

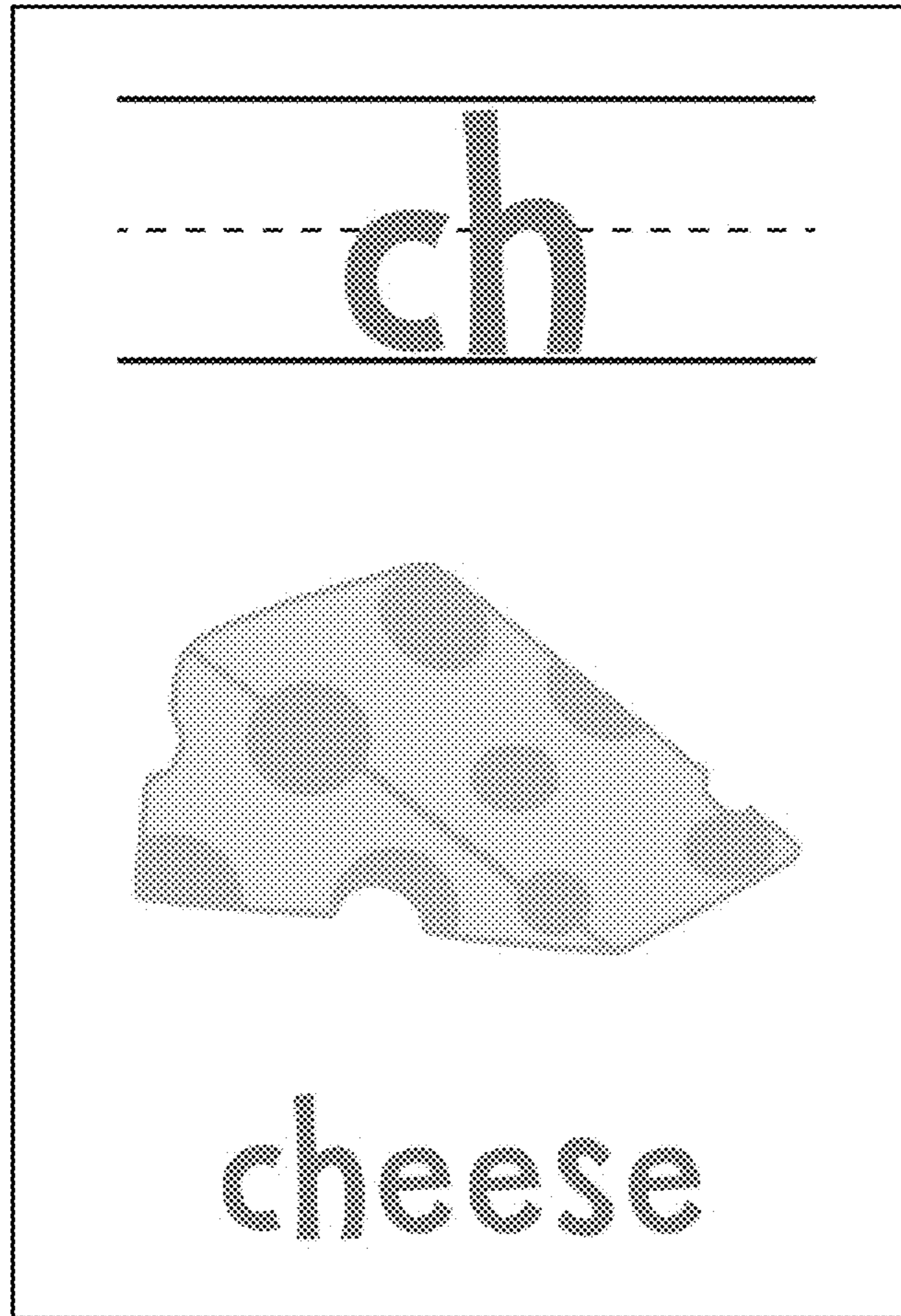


FIG. 61




FIG. 62