



US00D962296S

(12) **United States Design Patent** (10) **Patent No.:** **US D962,296 S**
Jabusch et al. (45) **Date of Patent:** **** Aug. 30, 2022**

(54) **STACKING INJECTION PUMP MANIFOLD**

(71) Applicant: **Sirius Instrumentation and Controls Inc.**, Edmonton (CA)

(72) Inventors: **Kirby Jabusch**, Edmonton (CA);
Curtis Jabusch, Edmonton (CA)

(**) Term: **15 Years**

(21) Appl. No.: **29/816,079**

(22) Filed: **Nov. 18, 2021**

Related U.S. Application Data

(62) Division of application No. 29/677,900, filed on Jan. 24, 2019, now Pat. No. Des. 938,998.

(51) **LOC (13) Cl.** **15-04**

(52) **U.S. Cl.**
USPC **D15/21; D15/7**

(58) **Field of Classification Search**
USPC D15/5, 21, 7-9; D23/233, 237, 245, 259,
D23/269, 235; D10/121; D12/218
CPC ... B29C 44/1271; B29C 44/086; B60T 17/04;
F16H 61/30; F16H 61/0267; F15B
13/0817; F15B 13/0821; F15B 13/0839;
F15B 13/0896; F16K 27/003; F16K 37/00
See application file for complete search history.

(56) **References Cited**

U.S. PATENT DOCUMENTS

- 3,786,831 A * 1/1974 Clippard, III F15B 13/0835
137/269
- 4,524,807 A * 6/1985 Toliuis F15B 13/0817
137/269
- D546,419 S * 7/2007 Steinberg D23/233
- D606,165 S * 12/2009 Kurisaki D23/233
- D692,985 S * 11/2013 Tamura D23/233
- D938,998 S * 12/2021 Jabusch D15/21

(Continued)

OTHER PUBLICATIONS

Sirius, STACK Multipoint Injection System, (site visited Apr. 23, 2021), Siriuscontrols.com, URL:<https://www.siriuscontrols.com/stack.html> (Year: 2021).*

(Continued)

Primary Examiner — Calvin E Vansant

Assistant Examiner — Mark T. Philipps

(74) *Attorney, Agent, or Firm* — Bennett Jones LLP

(57) **CLAIM**

The ornamental design for a stacking injection pump manifold, as shown and described.

DESCRIPTION

FIG. 1 is a left side view of our stacking injection pump manifold, having a variable number of intermediate manifold modules.

FIG. 2 is a top view of our stacking injection pump manifold, having a variable number of intermediate manifold modules.

FIG. 3 is a front view of our stacking injection pump manifold.

FIG. 4 is a front, top left perspective view of a variant of our stacking injection pump manifold, having three intermediate modules.

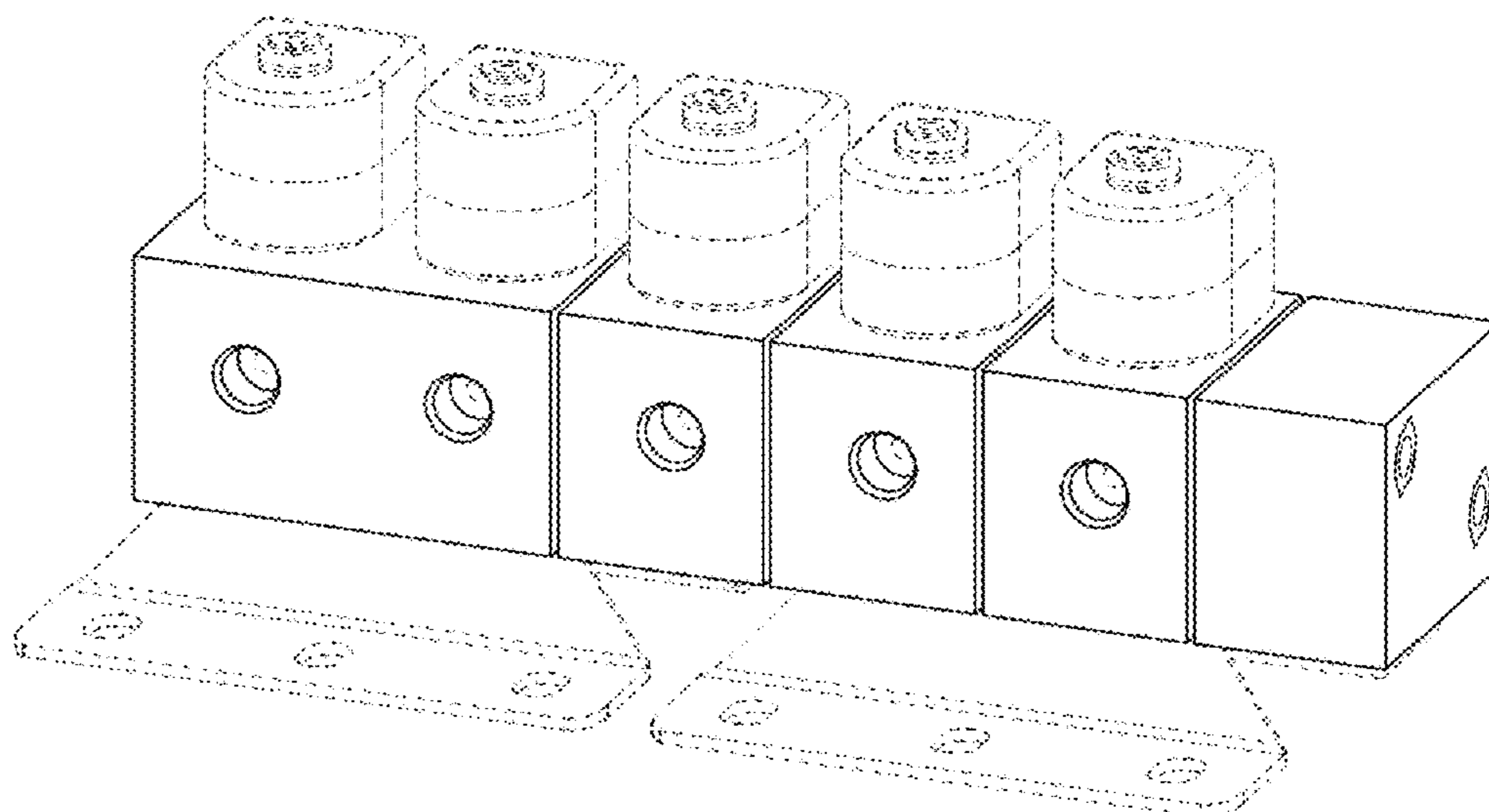
FIG. 5 is a front, top left perspective view of a variant of our stacking injection pump manifold, having no intermediate modules; and,

FIG. 6 is a front, top left perspective view of a variant of our stacking injection pump manifold, having one intermediate module.

The broken (dashed) lines depict portions of the stacking injection pump manifold that form no part of the claimed design.

The stacking injection pump manifold is shown with a symbolic break in its length in FIGS. 1 and 2. The appearance of any portion of the article between the break lines forms no part of the claimed design.

1 Claim, 6 Drawing Sheets



(56)

References Cited

U.S. PATENT DOCUMENTS

2006/0272719 A1* 12/2006 Steinberg F15B 13/0817
137/884
2007/0218158 A1* 9/2007 Chen B29C 45/2725
425/190
2011/0168285 A1* 7/2011 Seabolt F16K 27/003
137/884
2011/0220224 A1* 9/2011 Ellis F16K 27/003
137/561 A
2016/0319805 A1* 11/2016 Dille F16L 25/14
2019/0145539 A1* 5/2019 Dingman F16L 41/03
137/597
2019/0353147 A1* 11/2019 Bussiere F04B 17/03

OTHER PUBLICATIONS

Staubli, Modular temperature control manifold NCI, (site visited Apr. 23, 2021), Staubli.com, URL:<<https://www.staubli.com/en-in/connectors/quick-couplings/temperature-control/manifold-nci/>> (Year: 2021).*

Inserta, Modular Manifold Assemblies, (site visited Apr. 23, 2021), Inserta.com, URL:<<https://www.inserta.com/modular-manifold-assemblies.shtml>> (Year: 2021).*

Swagelok, Stream Selector System, (copyright 2017), Swagelok.com, URL:<<https://www.swagelok.com/downloads/webcatalogs/en/ms-02-326.pdf>> (Year: 2017).*

* cited by examiner

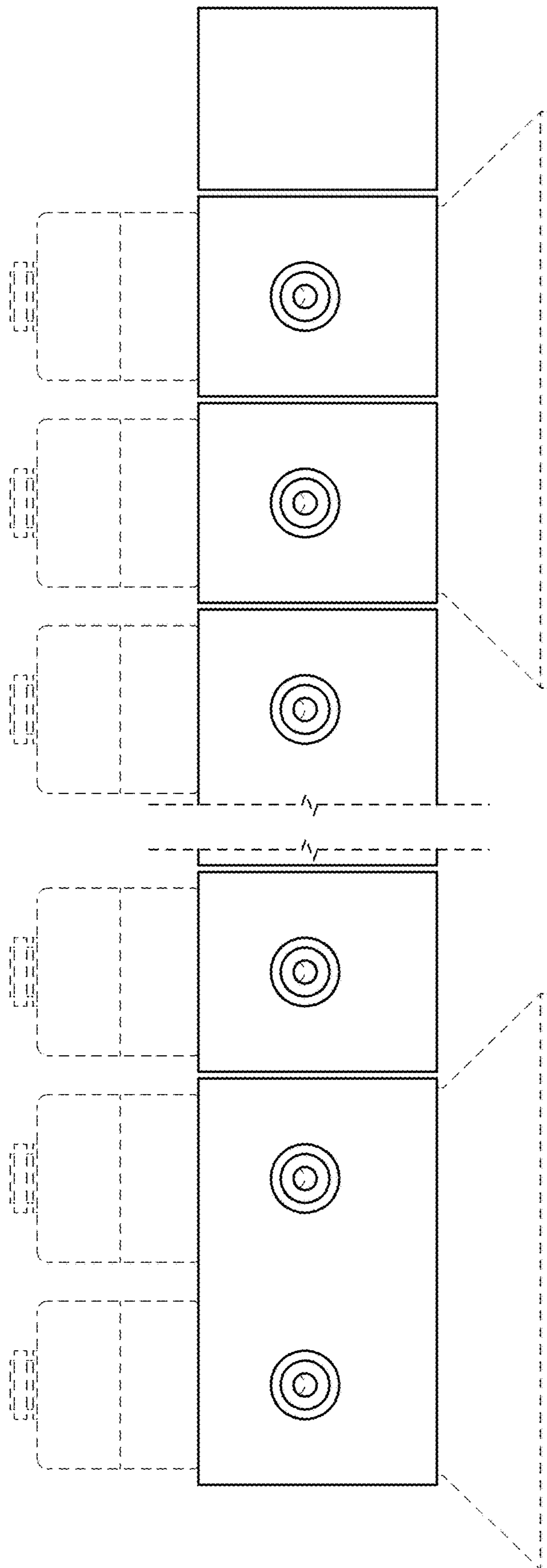


FIG. 1

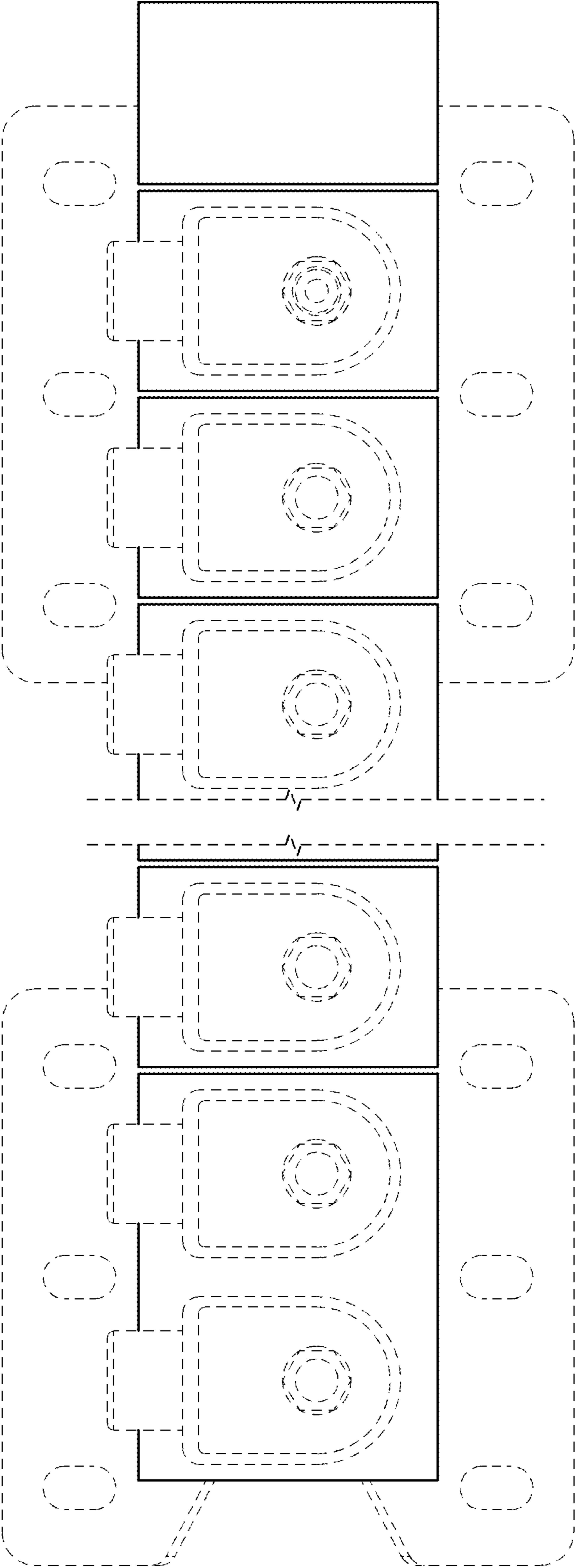


FIG. 2

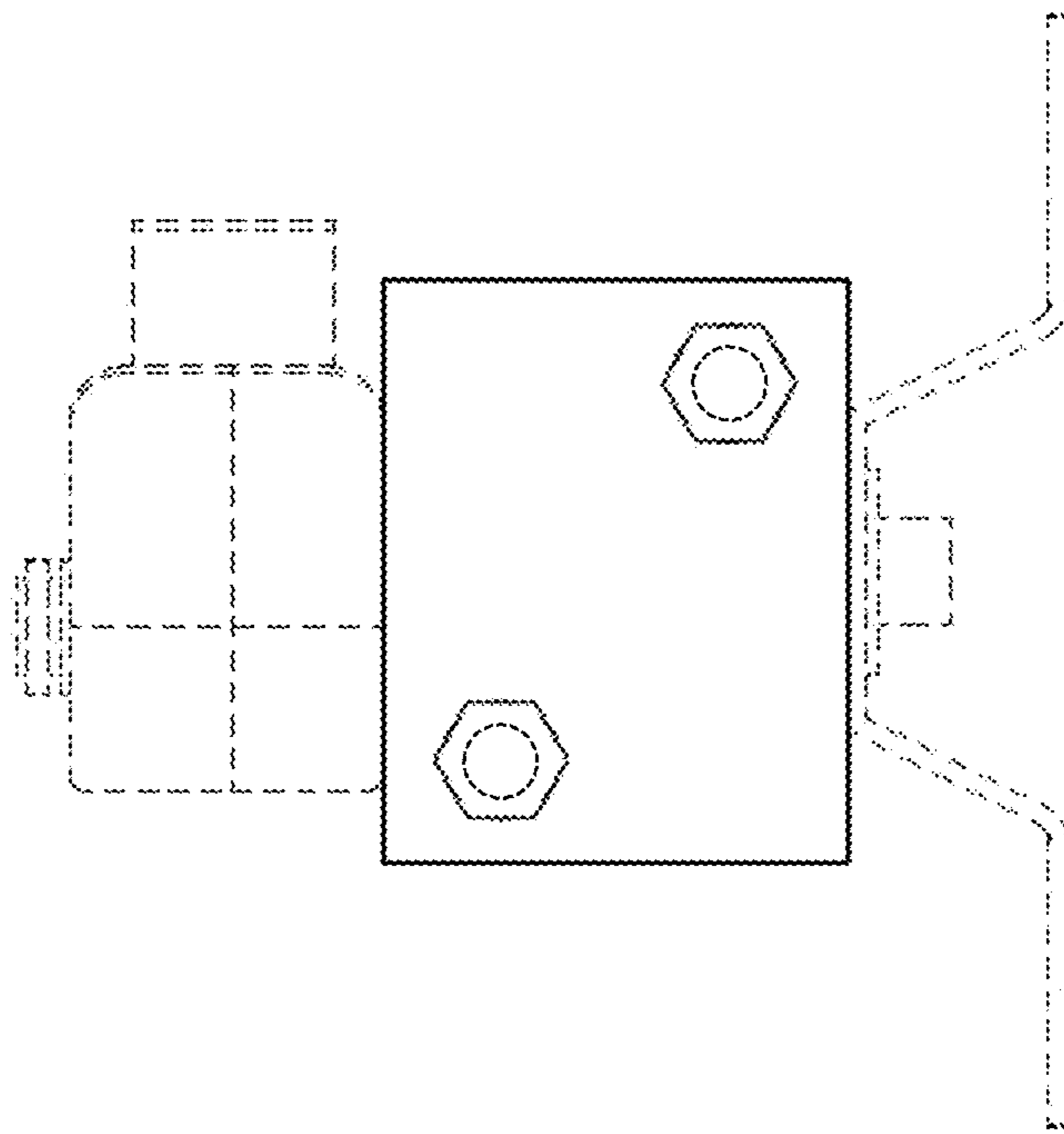


FIG. 3

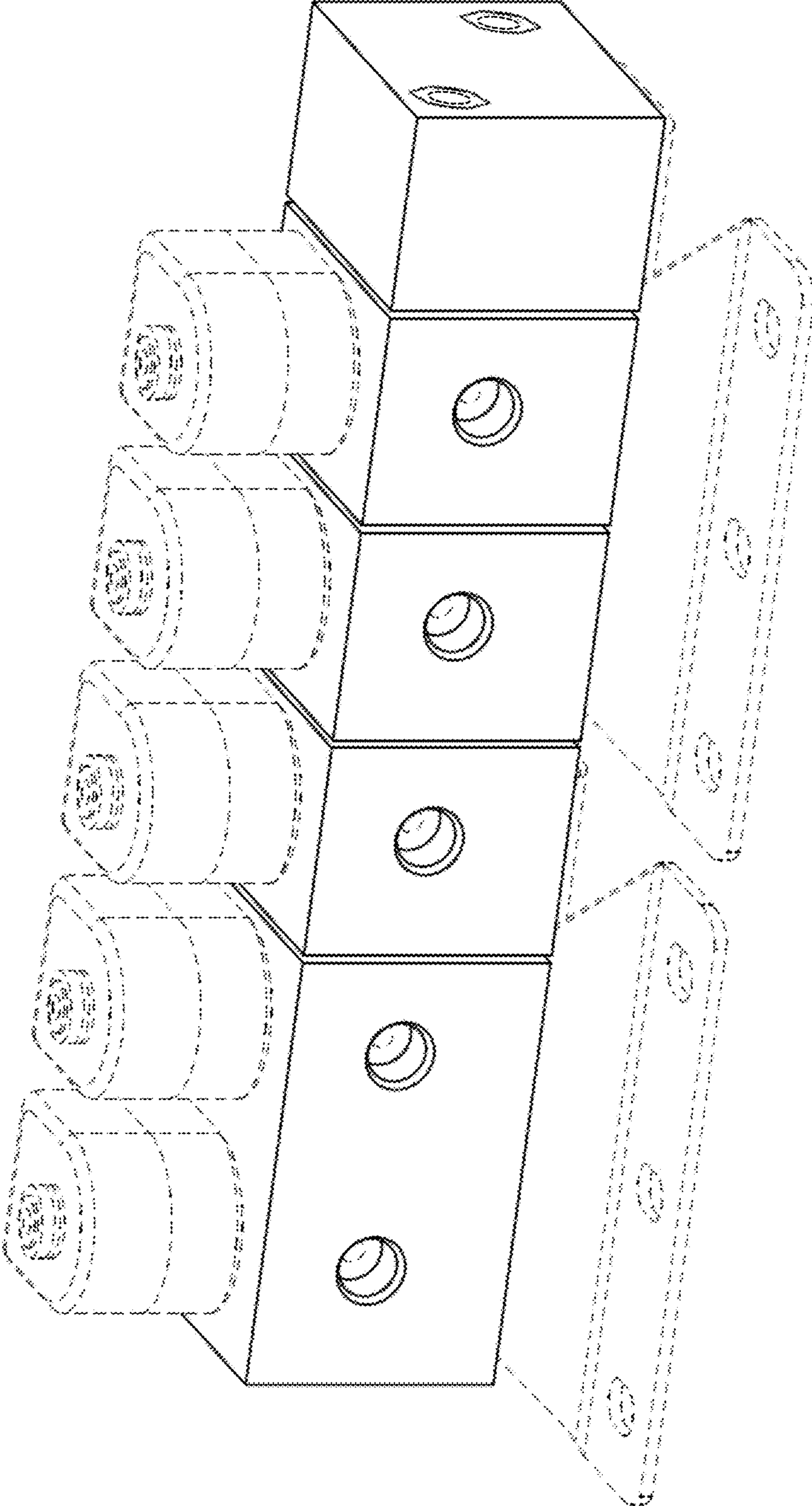


FIG. 4

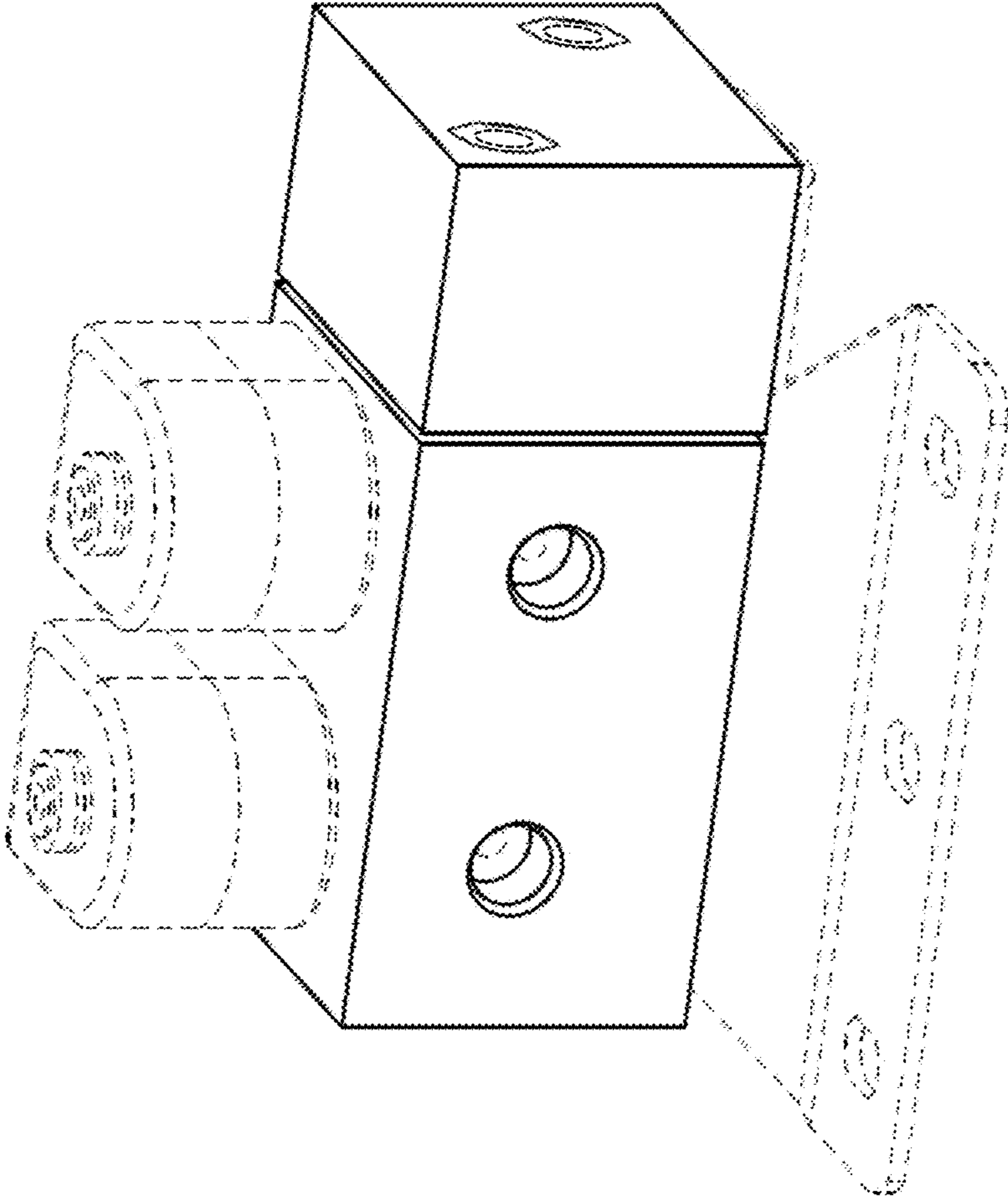


FIG. 5

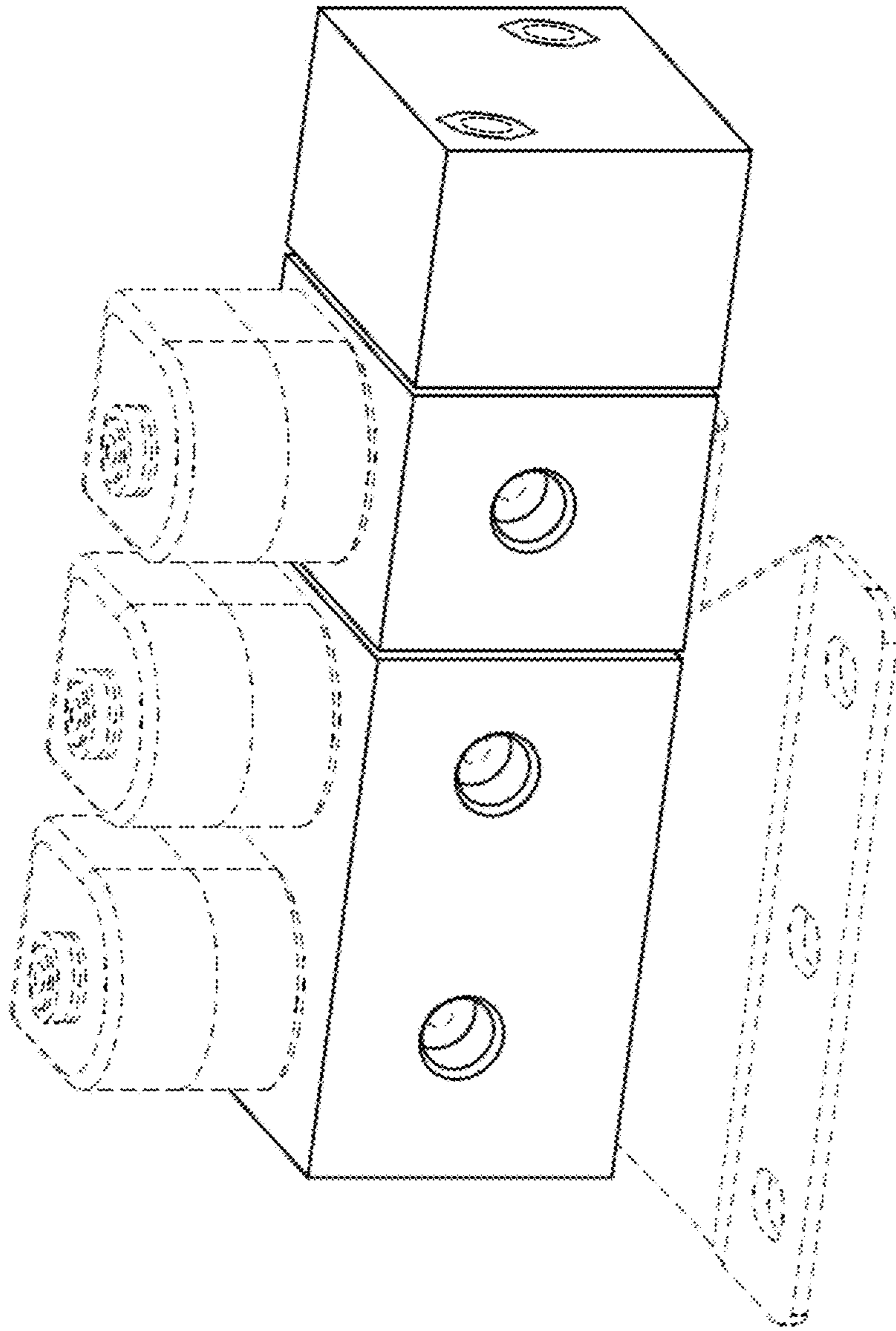


FIG. 6