



US00D962295S

(12) **United States Design Patent** (10) **Patent No.:** **US D962,295 S**
Chen (45) **Date of Patent:** **** Aug. 30, 2022**

(54) **AIR PUMP**
(71) Applicant: **Shenzhen Aoshengda Technology Co., Ltd, Shenzhen (CN)**
(72) Inventor: **Ting Chen, Shenzhen (CN)**
(73) Assignee: **Shenzhen Aoshengda Technology Co., Ltd, Shenzhen (CN)**

D762,564 S 8/2016 Patton et al.
D771,141 S * 11/2016 Langhammer D14/496
D797,562 S * 9/2017 McCormack D9/557
D800,787 S 10/2017 Lahav et al.
D810,783 S * 2/2018 Langhammer D14/203.1
D826,276 S * 8/2018 Langhammer D14/203.1
D834,620 S 11/2018 Neir et al.

(Continued)

(**) Term: **15 Years**
(21) Appl. No.: **29/797,230**

EM 008592174-0001 * 6/2021

FOREIGN PATENT DOCUMENTS

(22) Filed: **Jun. 29, 2021**
(51) **LOC (13) Cl.** **15-02**
(52) **U.S. Cl.**
USPC **D15/7**
(58) **Field of Classification Search**
USPC D15/7-9; D7/300-321; D9/689, 529;
D12/114; D14/216, 258, 496
CPC F04B 39/102; F04B 33/005; F04B 53/14;
F04B 53/92; F04B 33/00; F04B 1/005;
F16L 37/18; F16L 37/20; F04D 13/06;
F04D 29/22; F04D 29/046; F04D
29/2266; F16K 11/048; F16K 15/20;
F16K 31/602

OTHER PUBLICATIONS

Filluck, Air Compressor Portable Tire Inflator Electric Air Pump, (Date first available Jan. 7, 2022), Amazon.com, URL:<<https://www.amazon.com/dp/B09PYRSQ4P>> (Year: 2022).*

(Continued)

Primary Examiner — Calvin E Vansant
Assistant Examiner — Mark T. Philipps

See application file for complete search history.

(57) **CLAIM**

The ornamental design for an air pump, as shown and described.

DESCRIPTION

(56) **References Cited**
U.S. PATENT DOCUMENTS

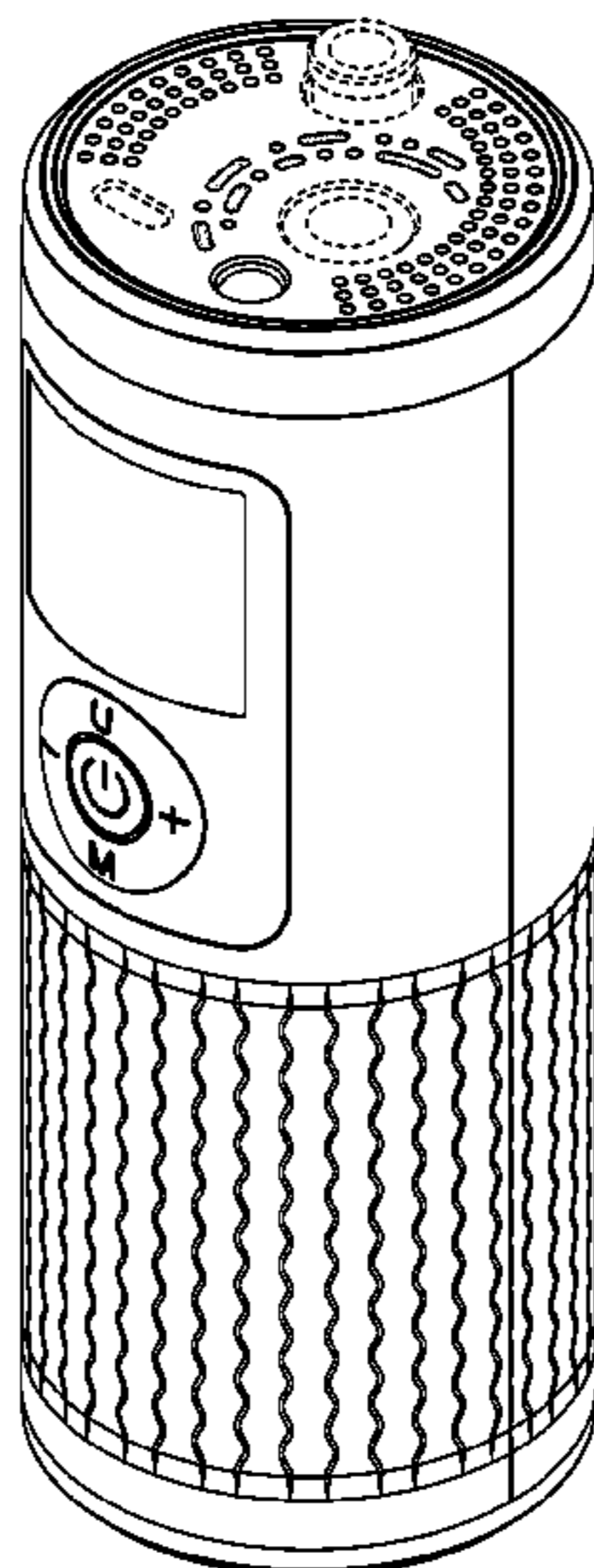
D422,602 S 4/2000 Poon
D467,941 S 12/2002 Duncan
D470,863 S 2/2003 Williams
D479,722 S 9/2003 Poon
D486,159 S 2/2004 Poon
D487,899 S 3/2004 Poon
D498,481 S 11/2004 Wang
D584,320 S 1/2009 Huang
D669,094 S 10/2012 Chang
D669,095 S 10/2012 Chang
D729,162 S 5/2015 Liu
D730,286 S 5/2015 Liu

FIG. 1 is a perspective view of an air pump showing my new design;
FIG. 2 is a front elevation view thereof;
FIG. 3 is a back elevation view thereof;
FIG. 4 is a left-side view thereof;
FIG. 5 is a right-side view thereof;
FIG. 6 is a top plan view thereof; and,
FIG. 7 is a bottom plan view thereof.

The broken lines depict portions of the article that form no part of the claimed design.

The dash-dot lines serve as boundaries between claimed portions of the design and unclaimed portions of the design.

1 Claim, 7 Drawing Sheets



(56)

References Cited

U.S. PATENT DOCUMENTS

D849,794	S	*	5/2019	You	D14/216
D865,006	S	*	10/2019	Mao	D15/7
D867,630	S	*	11/2019	Benoit	D26/60
D873,861	S	*	1/2020	Mao	D15/7
D873,862	S	*	1/2020	Mao	D15/7
D876,486	S	*	2/2020	Chen	D15/9
D879,401	S		3/2020	Ecklund et al.		
D880,455	S	*	4/2020	Wahlgren	D14/216
D882,638	S	*	4/2020	Zhang	D15/7
D886,080	S	*	6/2020	Yang	D14/216
D897,990	S	*	10/2020	Liu	D14/211
D909,340	S	*	2/2021	Wahlgren	D14/216
D916,082	S	*	4/2021	Joshi	D24/186
D926,229	S	*	7/2021	He	D15/7
D928,845	S	*	8/2021	Sinico	D15/9
D930,710	S	*	9/2021	Mao	D15/7

OTHER PUBLICATIONS

Nexpeak, Tire Inflator Mini Portable Air Compressor, (Date first available Jul. 9, 2021), Amazon.com, URL:<<https://www.amazon.com/dp/B09KP7PNQZ>> (Year: 2021).*

* cited by examiner

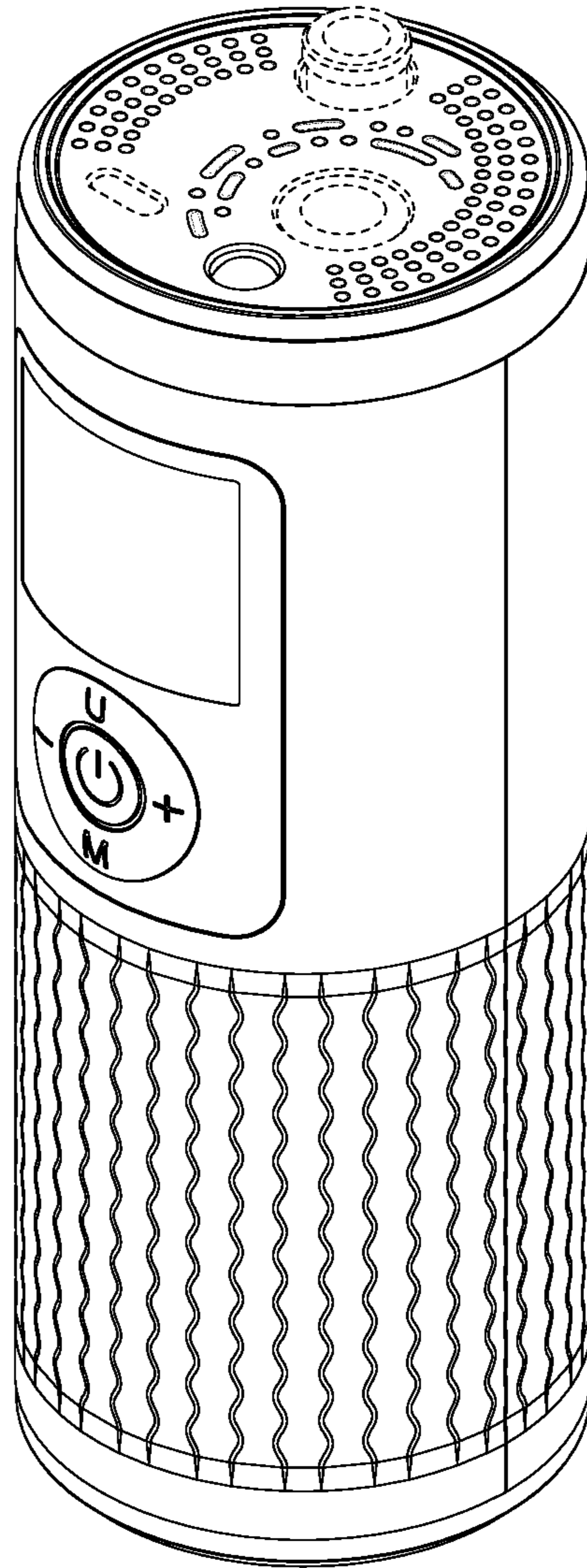


FIG. 1

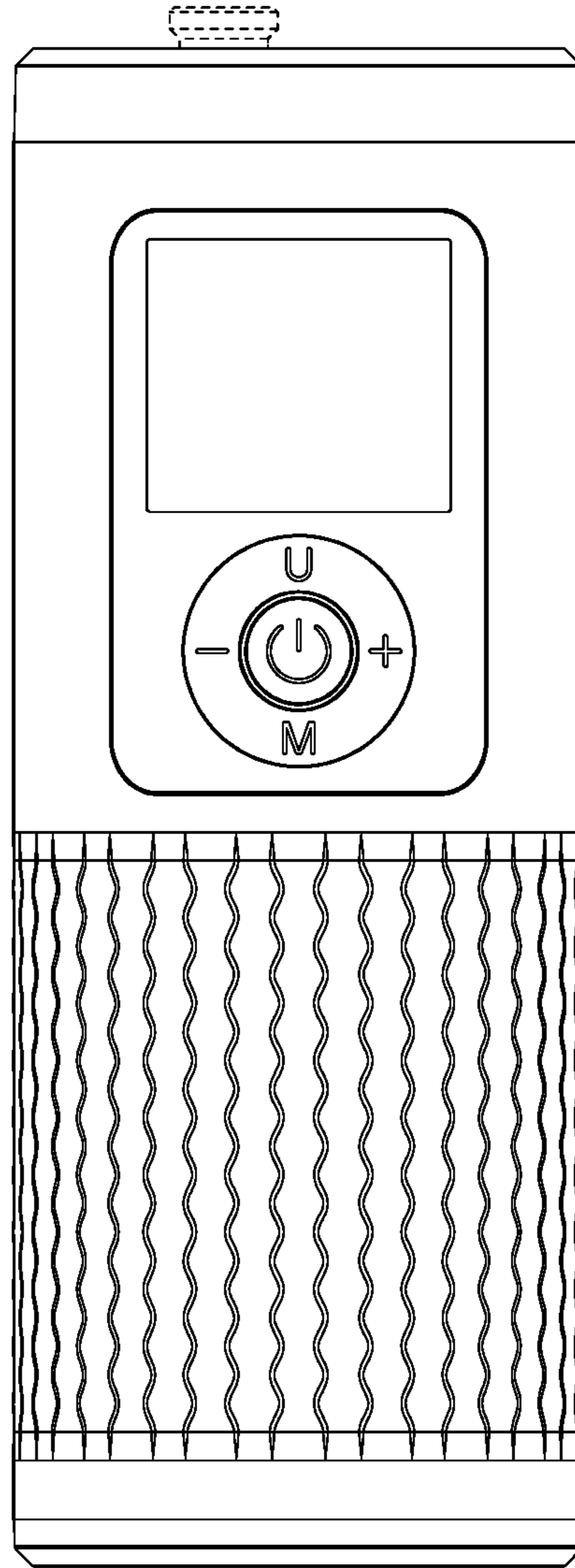


FIG. 2

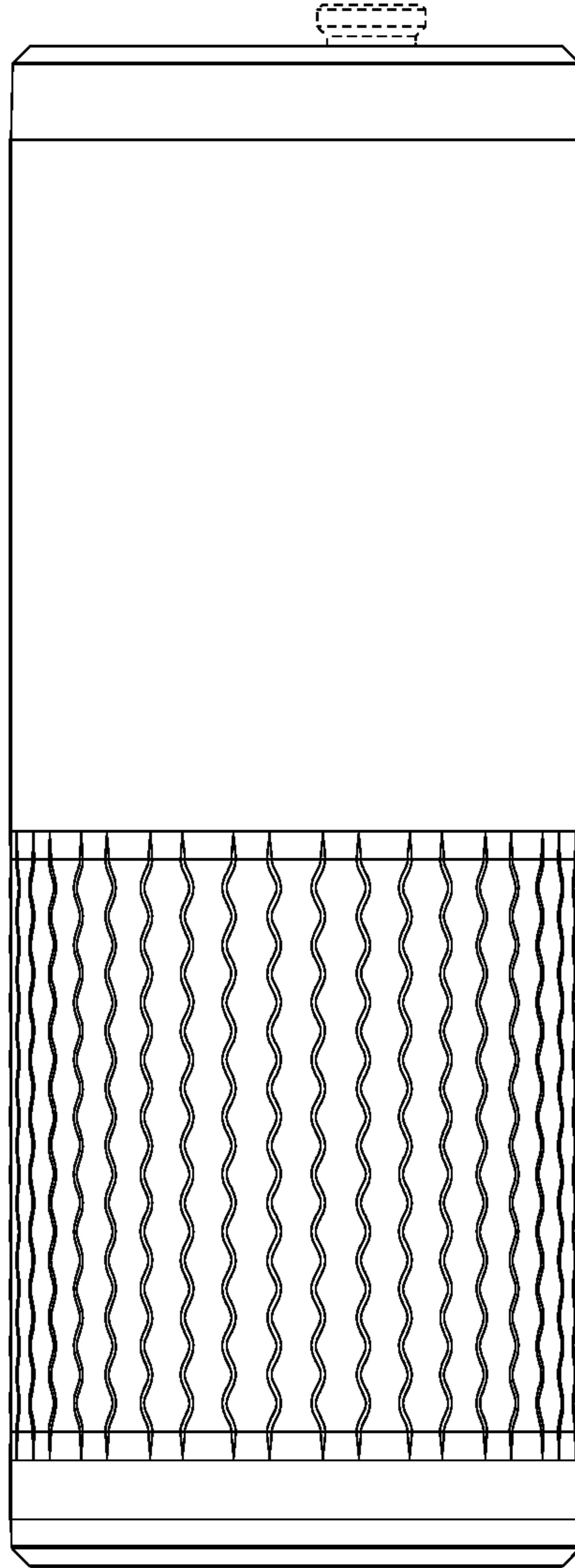


FIG. 3

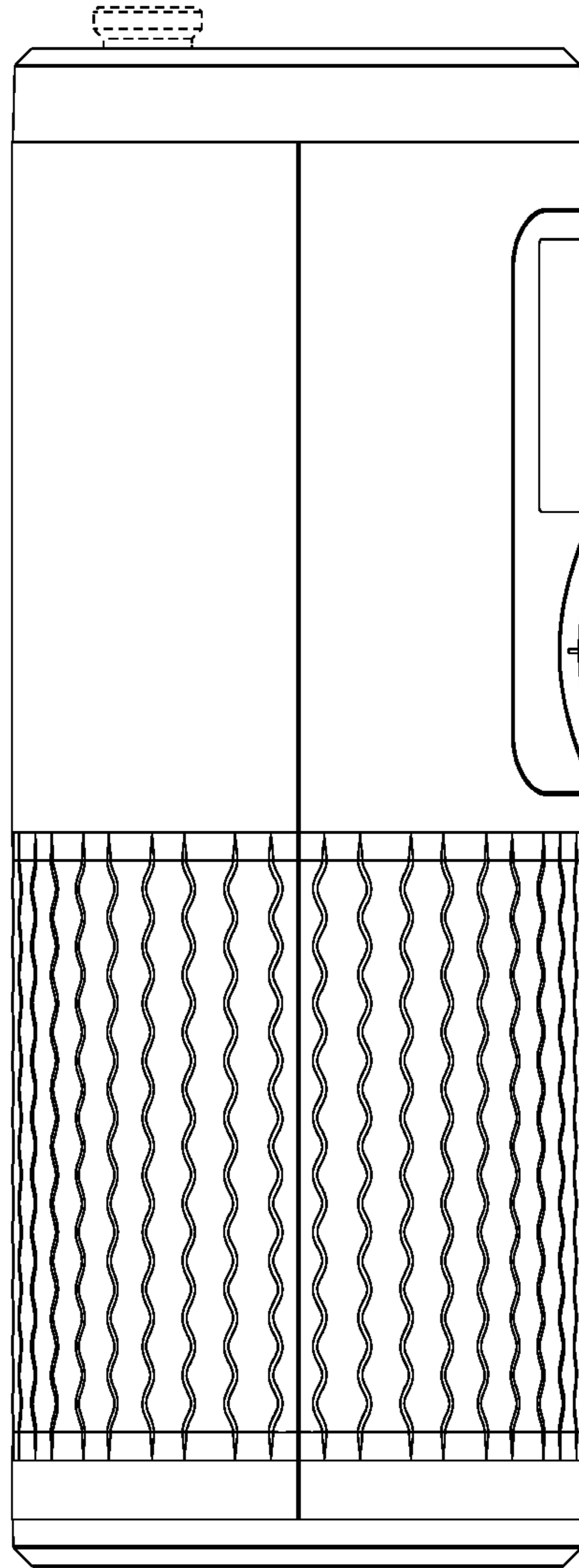


FIG. 4

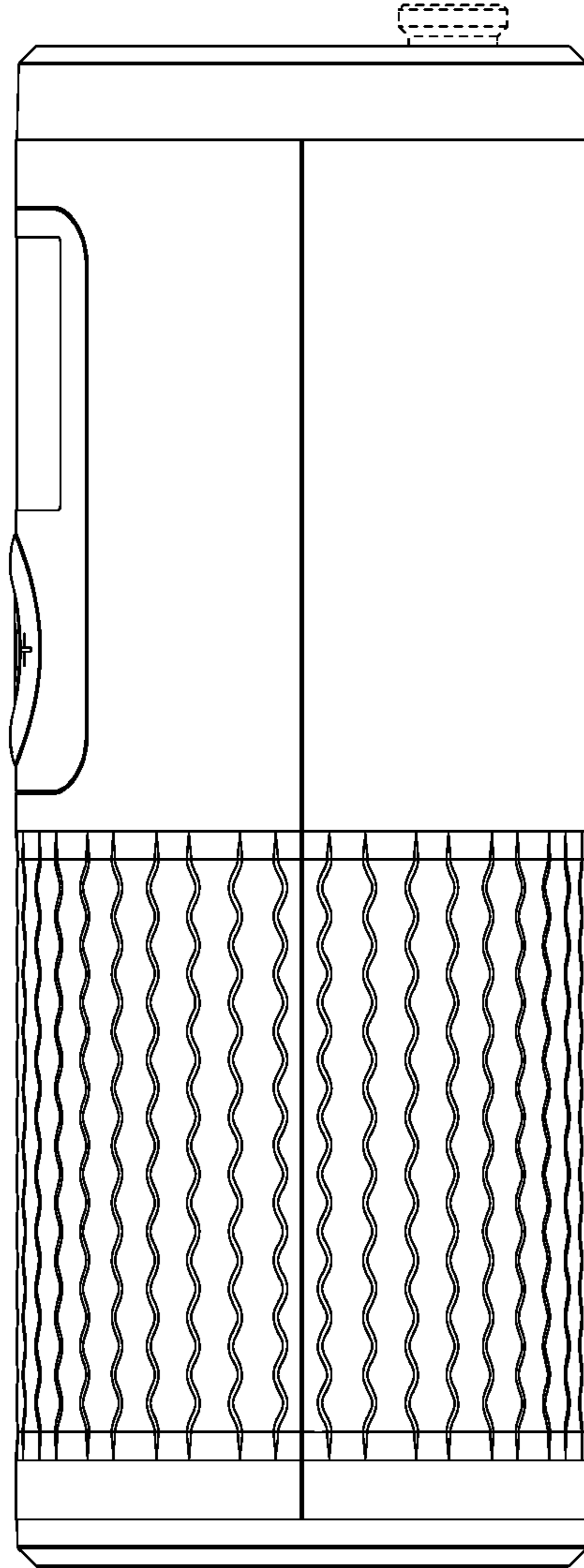


FIG. 5

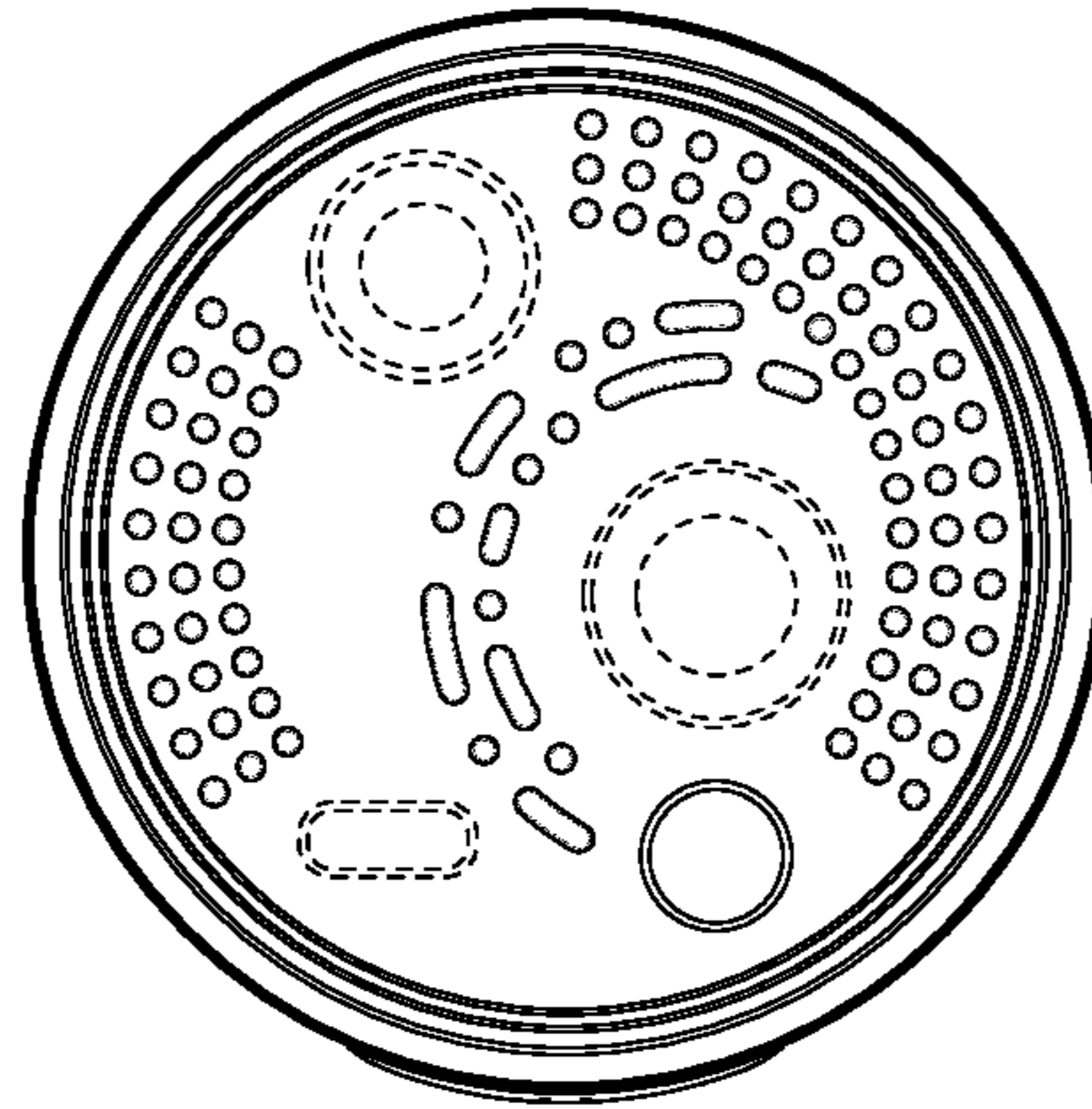


FIG. 6

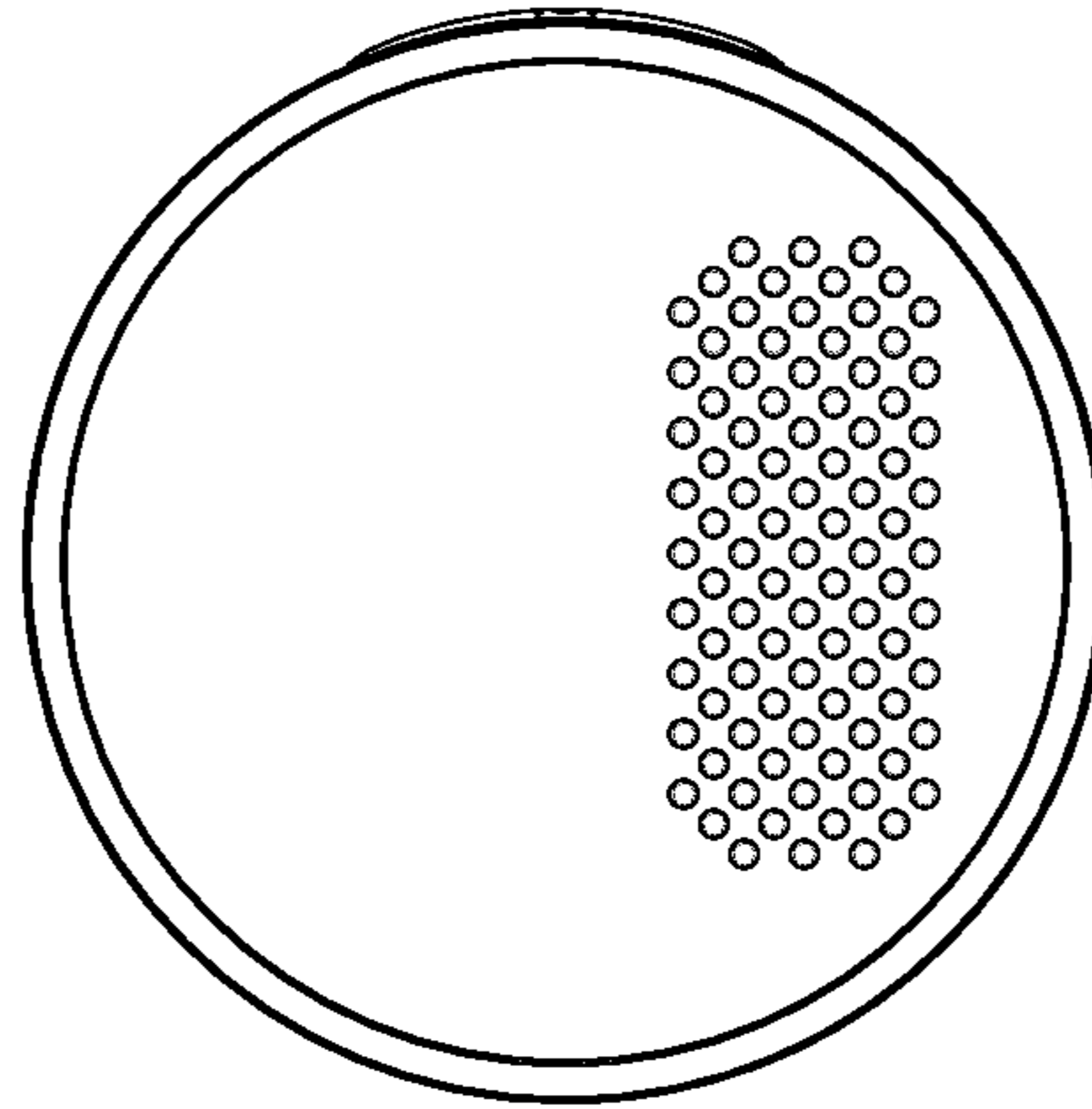


FIG. 7