

US00D962217S

(12) **United States Design Patent** (10) **Patent No.:** **US D962,217 S**  
**Feng** (45) **Date of Patent:** **\*\* Aug. 30, 2022**

- (54) **PHONE CASE**
- (71) Applicant: **Yangjiang Yitao Trading Co., Ltd.,**  
Yangjiang (CN)
- (72) Inventor: **Mou Feng,** Yangjiang (CN)
- (73) Assignee: **Yangjiang Yitao Trading Co., Ltd.,**  
Yangjiang (CN)
- (\*\*) Term: **15 Years**
- (21) Appl. No.: **29/777,568**
- (22) Filed: **Apr. 7, 2021**
- (51) **LOC (13) Cl.** ..... **14-03**
- (52) **U.S. Cl.**  
USPC ..... **D14/250**
- (58) **Field of Classification Search**  
USPC ..... D14/203.3–203.7, 439, 251–253, 447,  
D14/217, 240, 238.1, 440, 248, 250;  
D13/103, 107–108, 119; D3/201, 218,  
D3/247, 249, 269, 273, 301, 303  
CPC ..... H04B 1/3888; A45C 11/00; A45C 13/02;  
A45C 2011/002; A45C 1/06; A45F  
2200/0525; A45F 2005/026; A45F  
2200/0516; H04M 1/0283; H04M 1/0202  
See application file for complete search history.

- (56) **References Cited**  
U.S. PATENT DOCUMENTS  
D675,604 S \* 2/2013 Limber ..... D14/250  
D682,260 S \* 5/2013 Tages ..... D14/250  
D719,947 S \* 12/2014 Kobayashi ..... D14/250  
D762,631 S \* 8/2016 Kim ..... D14/250  
D769,855 S \* 10/2016 Deng ..... D14/250  
D775,617 S \* 1/2017 Samson ..... D14/250  
D776,104 S \* 1/2017 Tien ..... D14/250  
D776,105 S \* 1/2017 Han ..... D14/250  
D777,727 S \* 1/2017 Maicon ..... D14/440  
D779,471 S \* 2/2017 Tien ..... D14/250

- D780,167 S \* 2/2017 Tien ..... D14/250
- D783,588 S \* 4/2017 Chang ..... D14/250
- D792,886 S \* 7/2017 Schwibner ..... D14/440
- D805,507 S \* 12/2017 Jakobuco ..... D14/250
- D808,374 S \* 1/2018 Lee ..... D14/250
- D812,600 S \* 3/2018 Altaras ..... D14/250
- D839,185 S \* 1/2019 Jiang ..... D13/107
- D839,859 S \* 2/2019 Zhang ..... D14/250
- D842,293 S \* 3/2019 Ahn ..... D14/250
- D851,080 S \* 6/2019 Wei ..... D14/250
- D852,184 S \* 6/2019 Hyun ..... D14/250
- D860,981 S \* 9/2019 Yuan ..... D14/250
- D861,663 S \* 10/2019 Ahn ..... D14/250
- D862,451 S \* 10/2019 Ahn ..... D14/250
- D863,285 S \* 10/2019 Chen ..... D14/250
- D868,765 S \* 12/2019 Batta ..... D14/250
- D888,034 S \* 6/2020 Kim ..... D14/250
- D894,886 S \* 9/2020 Kim ..... D14/250
- D896,803 S \* 9/2020 Kim ..... D14/250
- D897,331 S \* 9/2020 Kim

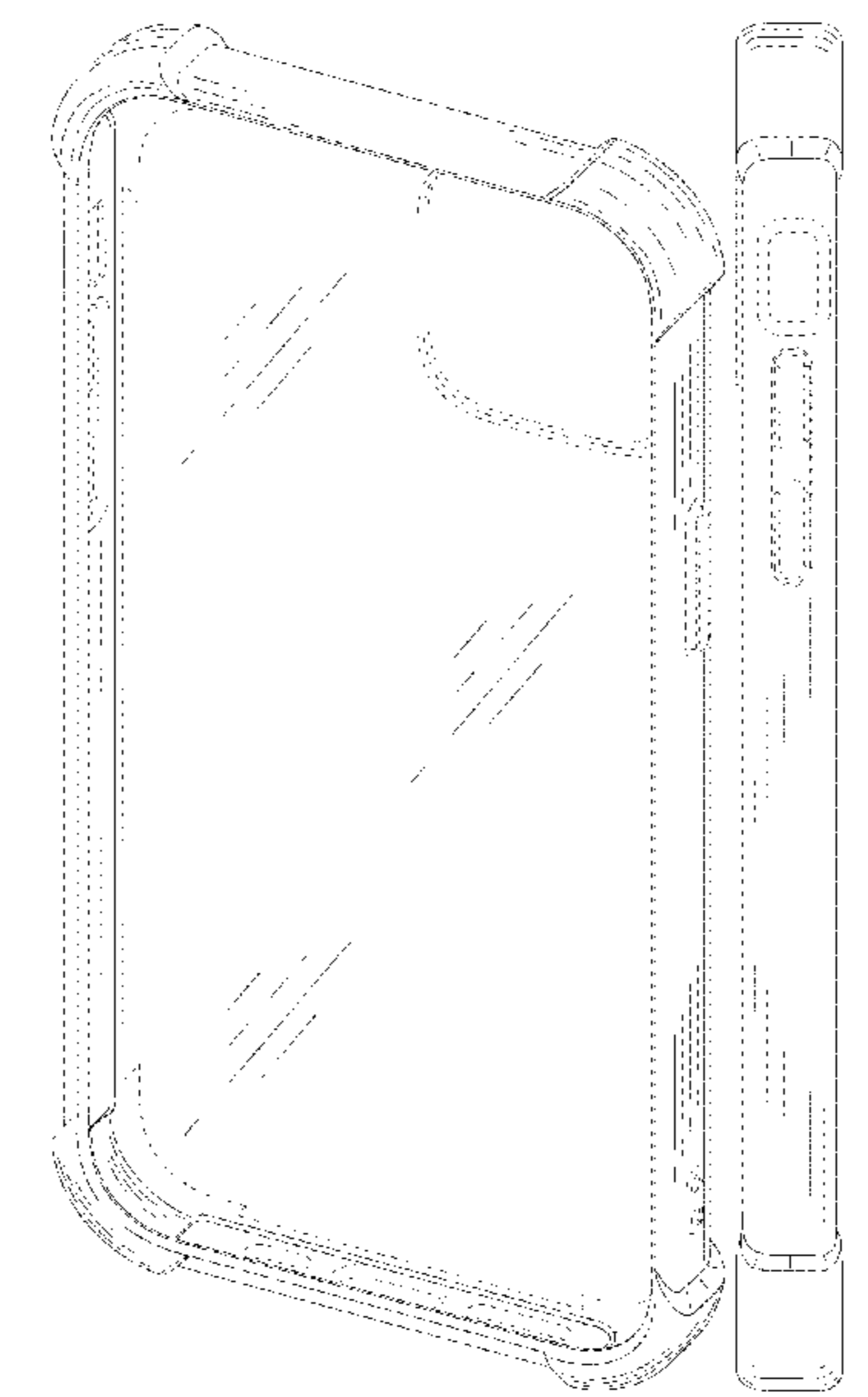
(Continued)

*Primary Examiner* — Carla J Wright  
(74) *Attorney, Agent, or Firm* — Jinggao Li

(57) **CLAIM**  
The ornamental design for a phone case, as shown and described.

**DESCRIPTION**  
FIG. 1 is a front, right-side, and top perspective view of a phone case showing my new design;  
FIG. 2 is a front view thereof;  
FIG. 3 is a rear view thereof;  
FIG. 4 is a left side view thereof;  
FIG. 5 is a right side view thereof;  
FIG. 6 is a top plan view thereof; and,  
FIG. 7 is a bottom plan view thereof.  
The broken lines form no part of the claimed design and depict portions of the phone case that form no part of the claimed design.

**1 Claim, 7 Drawing Sheets**



(56)

**References Cited**

U.S. PATENT DOCUMENTS

D899,417 S \* 10/2020 Dai ..... D14/250  
D900,081 S \* 10/2020 Chen ..... D14/250  
D903,647 S 12/2020 Lin  
D904,383 S \* 12/2020 Kim ..... D14/250  
D904,385 S \* 12/2020 Weng ..... D14/250  
D908,708 S \* 1/2021 Miller ..... D14/440  
D913,294 S \* 3/2021 Li ..... D14/440  
D915,372 S \* 4/2021 Hu ..... D14/250  
2013/0271897 A1\* 10/2013 Limber ..... H04M 1/04  
361/679.01  
2017/0033824 A1\* 2/2017 Tien ..... H04B 1/3888  
2019/0310049 A1\* 10/2019 Stilson ..... F41H 9/10

\* cited by examiner

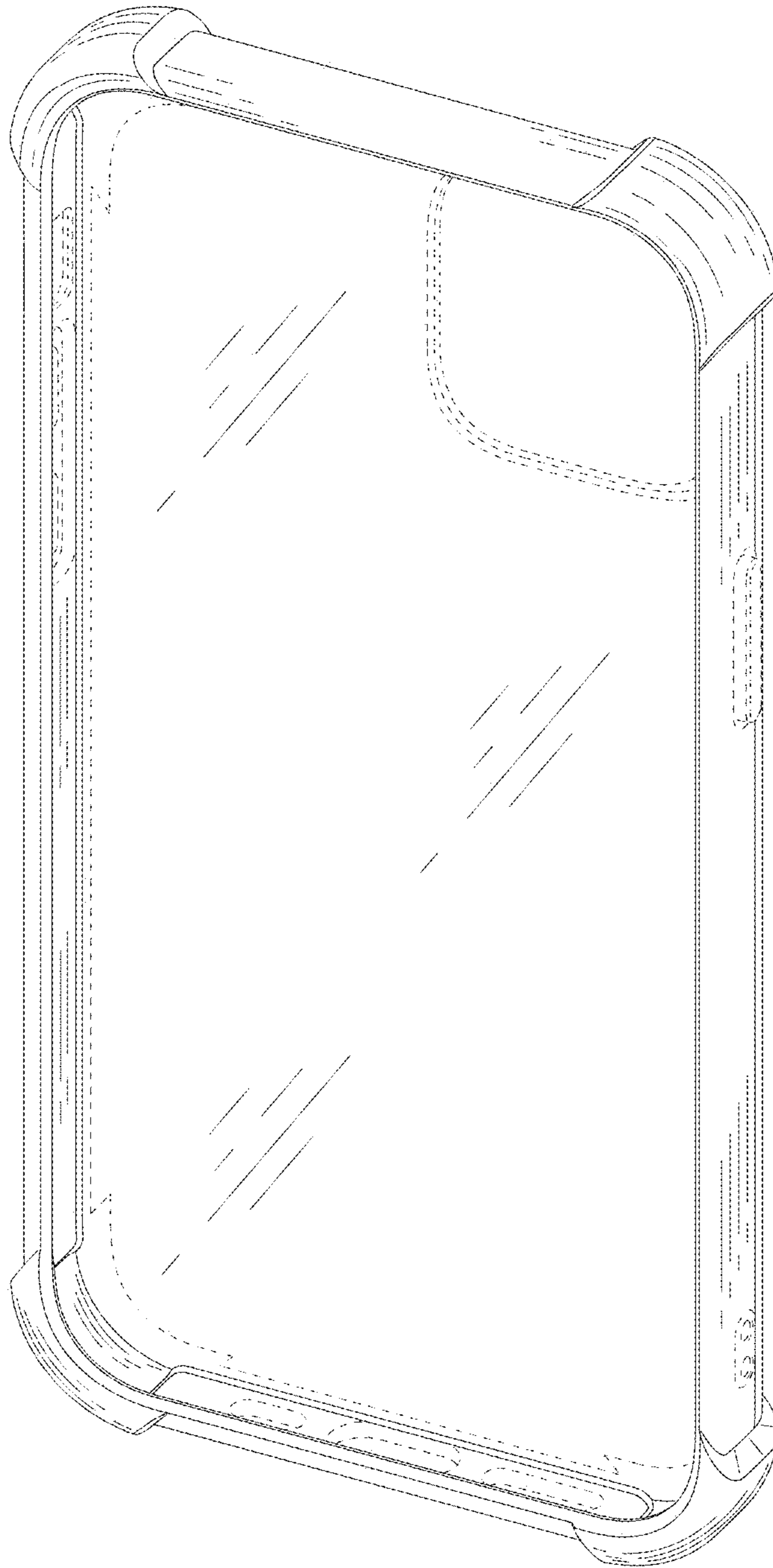


FIG. 1




FIG. 2




FIG. 3




FIG. 4




FIG. 5

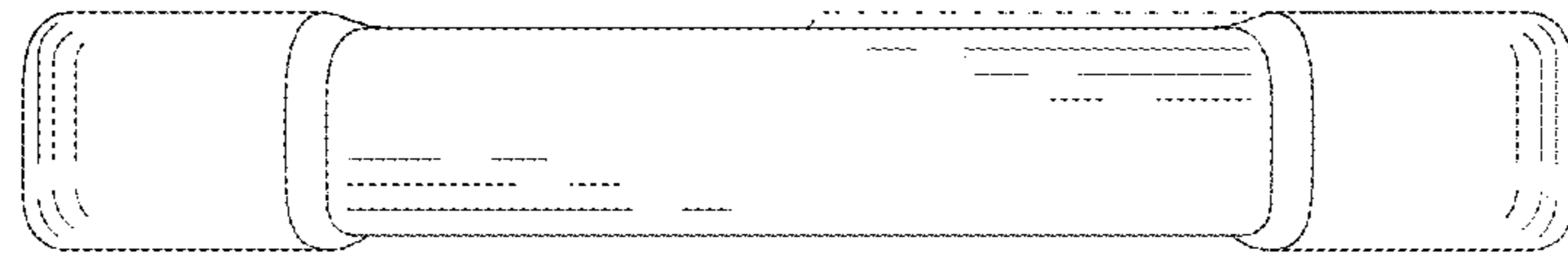


FIG. 6



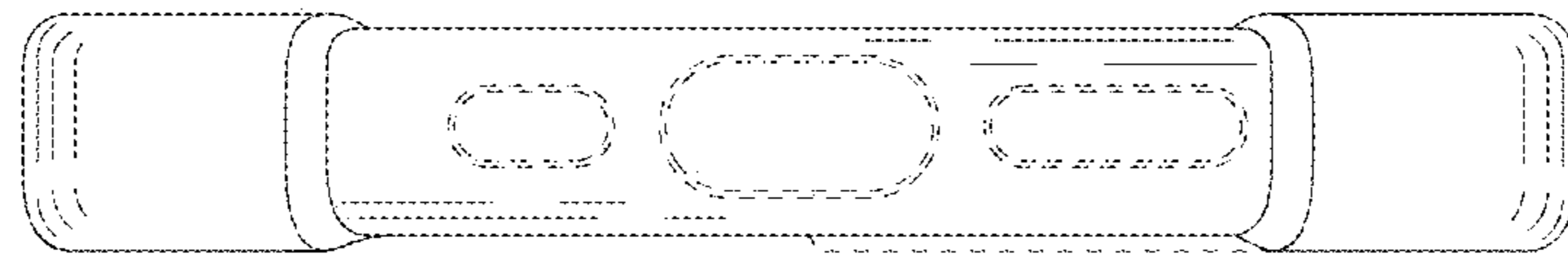


FIG. 7