

US00D962216S

(12) **United States Design Patent**
Li

(10) **Patent No.:** **US D962,216 S**

(45) **Date of Patent:** **** Aug. 30, 2022**

(54) **WATERPROOF PHONE CASE**

(71) Applicant: **Guoliang Li**, Hunan Province (CN)

(72) Inventor: **Guoliang Li**, Hunan Province (CN)

(**) Term: **15 Years**

(21) Appl. No.: **29/769,658**

(22) Filed: **Feb. 7, 2021**

(51) **LOC (13) Cl.** **14-03**

(52) **U.S. Cl.**
USPC **D14/250**

(58) **Field of Classification Search**
USPC D14/203.3–203.7, 439, 447, 251–253,
D14/217, 240, 238.1, 440, 248, 250;
D13/103, 107–108, 119; D3/201, 218,
D3/247, 249, 269, 273, 301, 303, 294
CPC H04B 1/3888; A45C 11/00; A45C 13/02;
A45C 2011/002; A45C 1/06; A45F
2200/0525; A45F 2005/026; A45F
2200/0516; H04M 1/0283; H04M 1/0202
See application file for complete search history.

D717,287 S *	11/2014	Macrina	D14/250
D733,714 S *	7/2015	Ballou	D14/440
D744,471 S *	12/2015	Fitzgerald	D14/250
D820,823 S *	6/2018	Ahn	D14/253
10,413,028 B2 *	9/2019	Wang	G03B 17/14
D863,284 S *	10/2019	Luo	D14/250
D875,727 S *	2/2020	Weng	D14/250
D878,353 S *	3/2020	Heidrich	D14/253
D895,601 S *	9/2020	Liao	D14/253
D902,192 S *	11/2020	Wright	D14/250
D915,373 S *	4/2021	Zhou	D14/250
D928,764 S *	8/2021	Yeo	D14/251
D935,449 S *	11/2021	Huang	D14/253
2013/0193006 A1 *	8/2013	Bergreen	H04B 1/3888 206/37
2015/0189963 A1 *	7/2015	Lai	A45C 11/00 224/191

* cited by examiner

Primary Examiner — Carla J Wright

(57) **CLAIM**

The ornamental design for a waterproof phone case, as shown and described.

DESCRIPTION

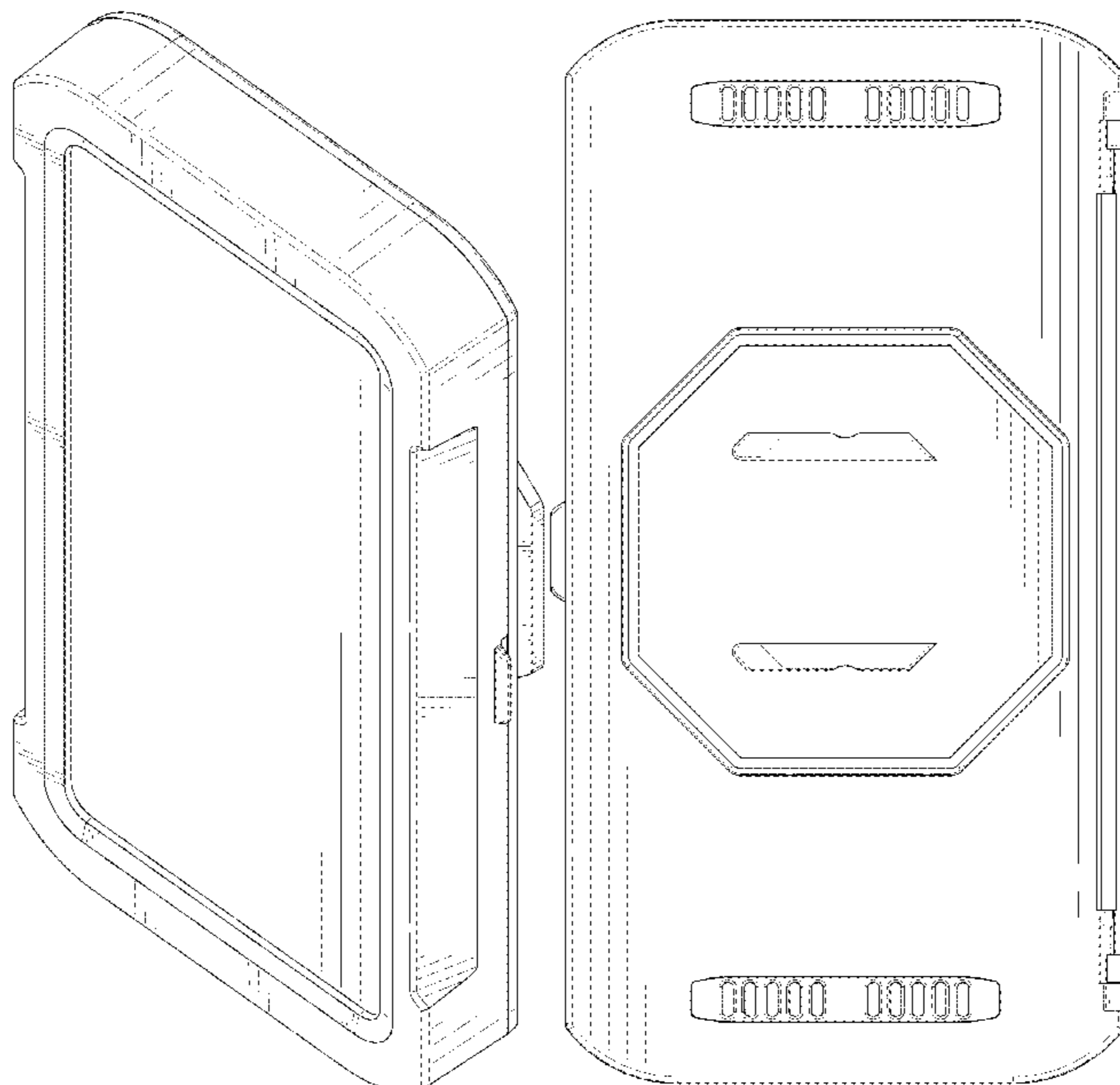
FIG. 1 is a front and top perspective view of a waterproof phone case, showing my new design;
FIG. 2 is a rear and bottom perspective view thereof;
FIG. 3 is a front elevation view thereof;
FIG. 4 is a rear elevation view thereof;
FIG. 5 is a left side elevation view thereof;
FIG. 6 is a right side elevation view thereof;
FIG. 7 is a top plan view thereof; and,
FIG. 8 is a bottom plan view thereof.
The broken lines in the figures illustrate portions of the waterproof phone case that form no part of the claimed design.

1 Claim, 8 Drawing Sheets

(56) **References Cited**

U.S. PATENT DOCUMENTS

D517,311 S *	3/2006	Kim	D3/218
D601,366 S *	10/2009	Barabas	D14/238.1
7,609,512 B2 *	10/2009	Richardson	G06F 1/26 361/679.02
D645,663 S *	9/2011	Henley	D3/905
D647,303 S *	10/2011	Mish	D3/294
D647,554 S *	10/2011	Yim	D16/204
D674,801 S *	1/2013	Wharram	D14/440
D675,211 S *	1/2013	Rouser	D14/440
D691,124 S *	10/2013	Yang	D14/250
D696,241 S *	12/2013	Paugh	H04B 1/385 D14/253
D712,390 S *	9/2014	Namminga	D14/250



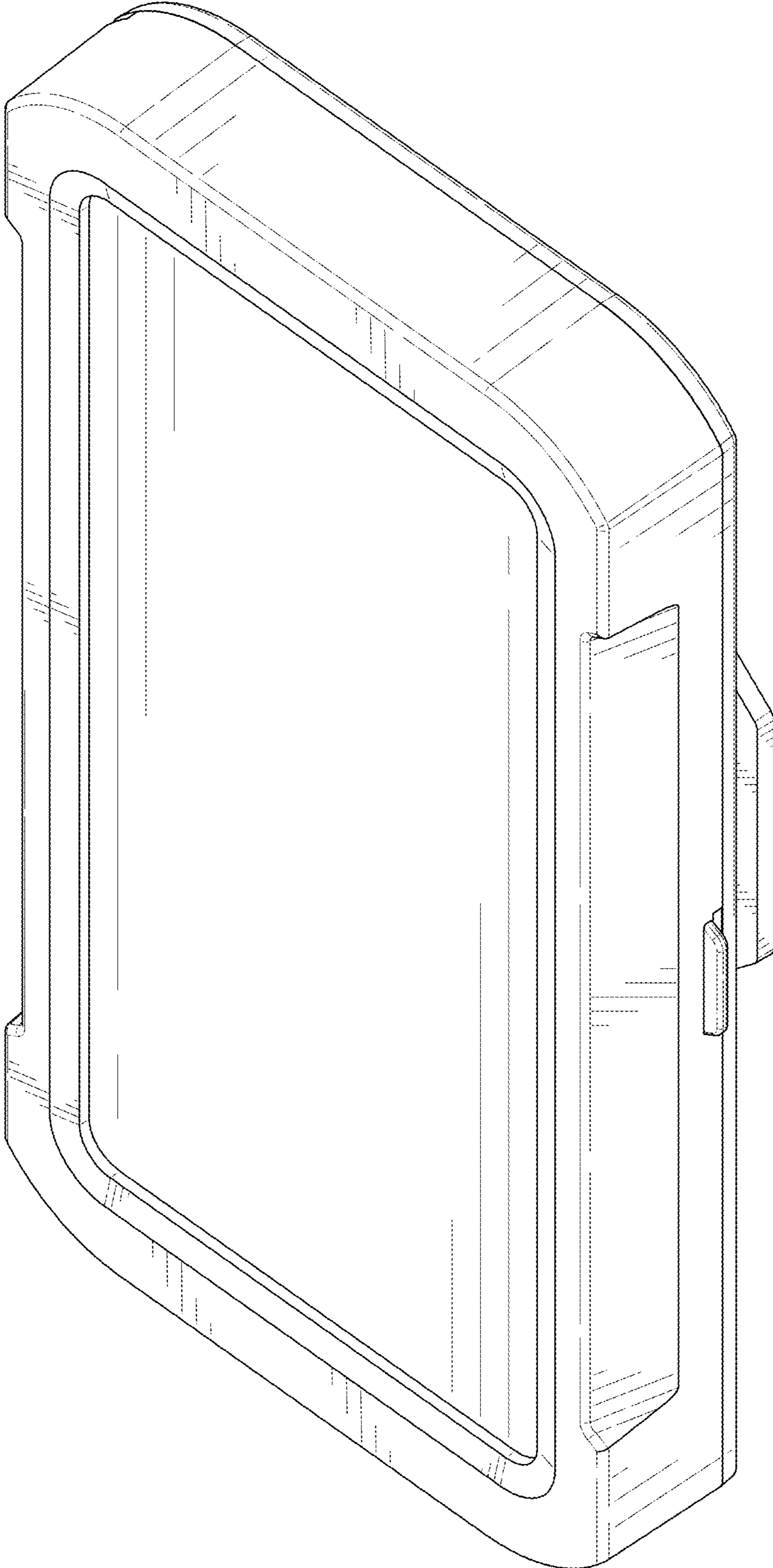


FIG. 1

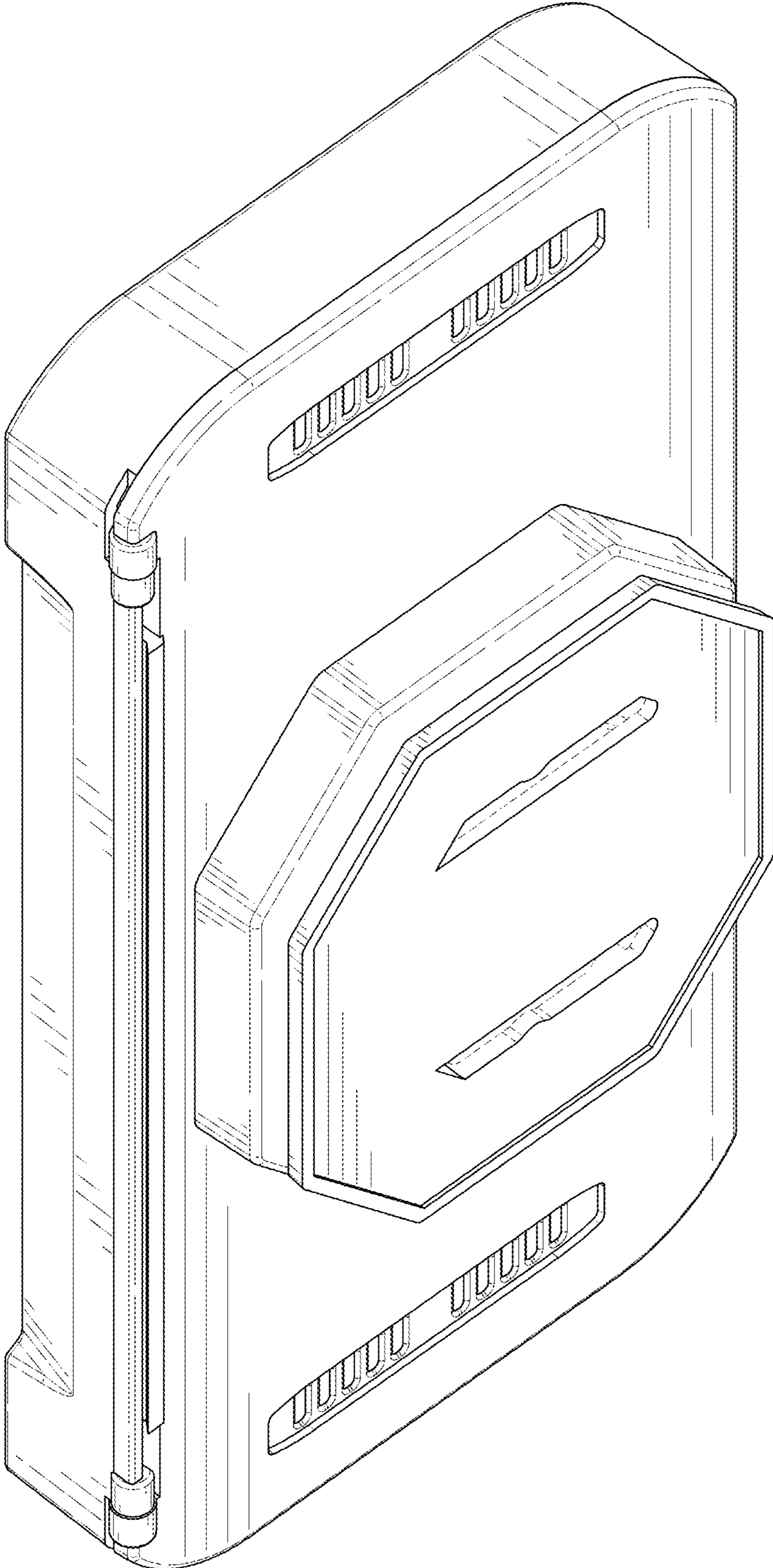


FIG. 2




FIG. 3

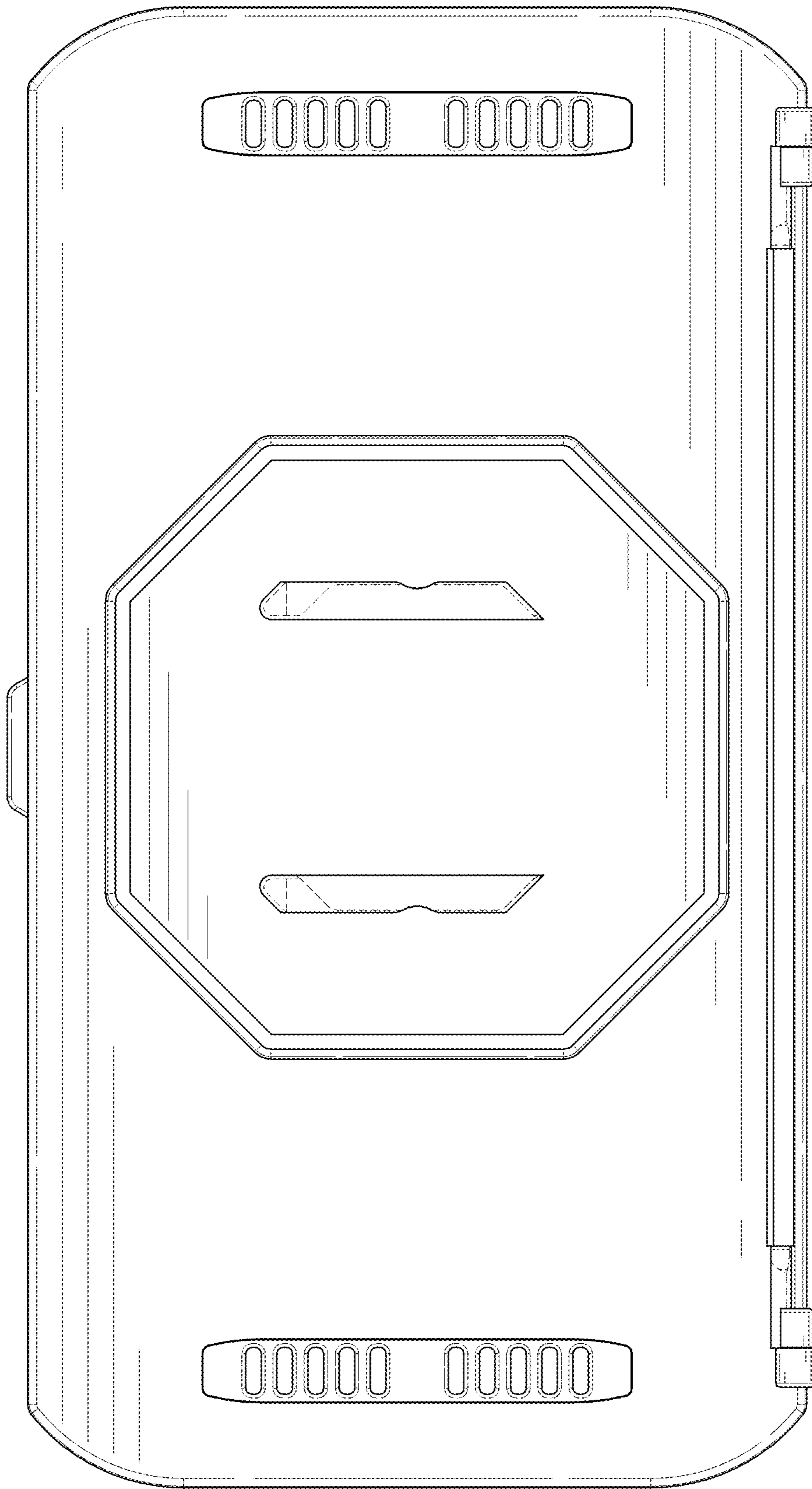


FIG. 4

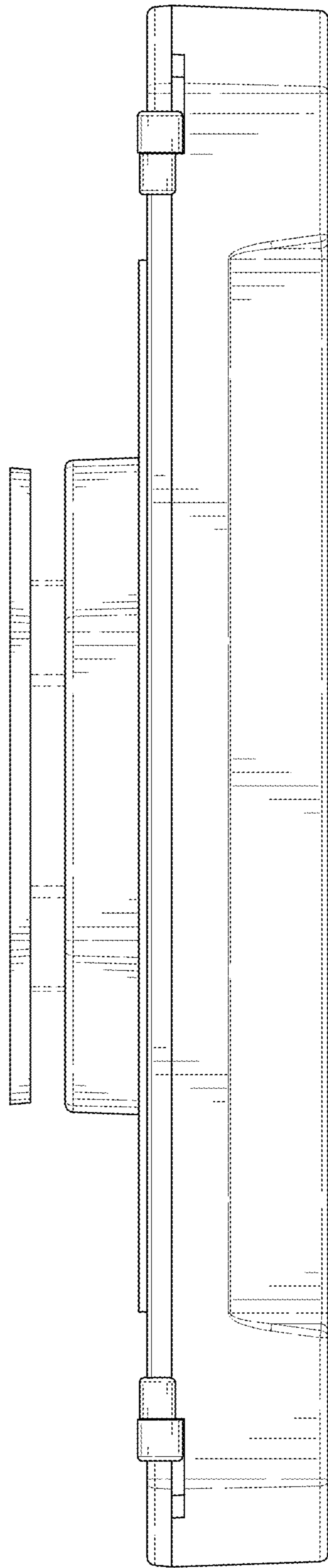


FIG. 5

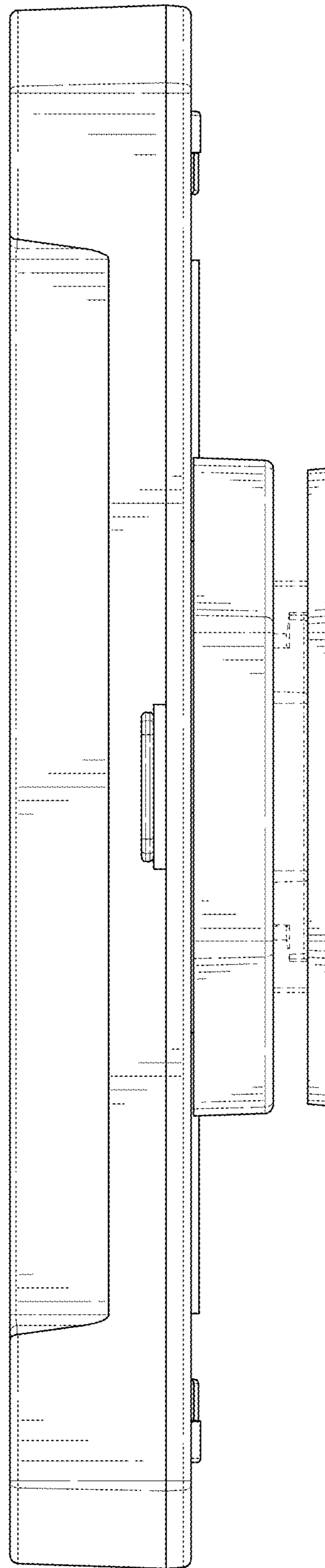


FIG. 6

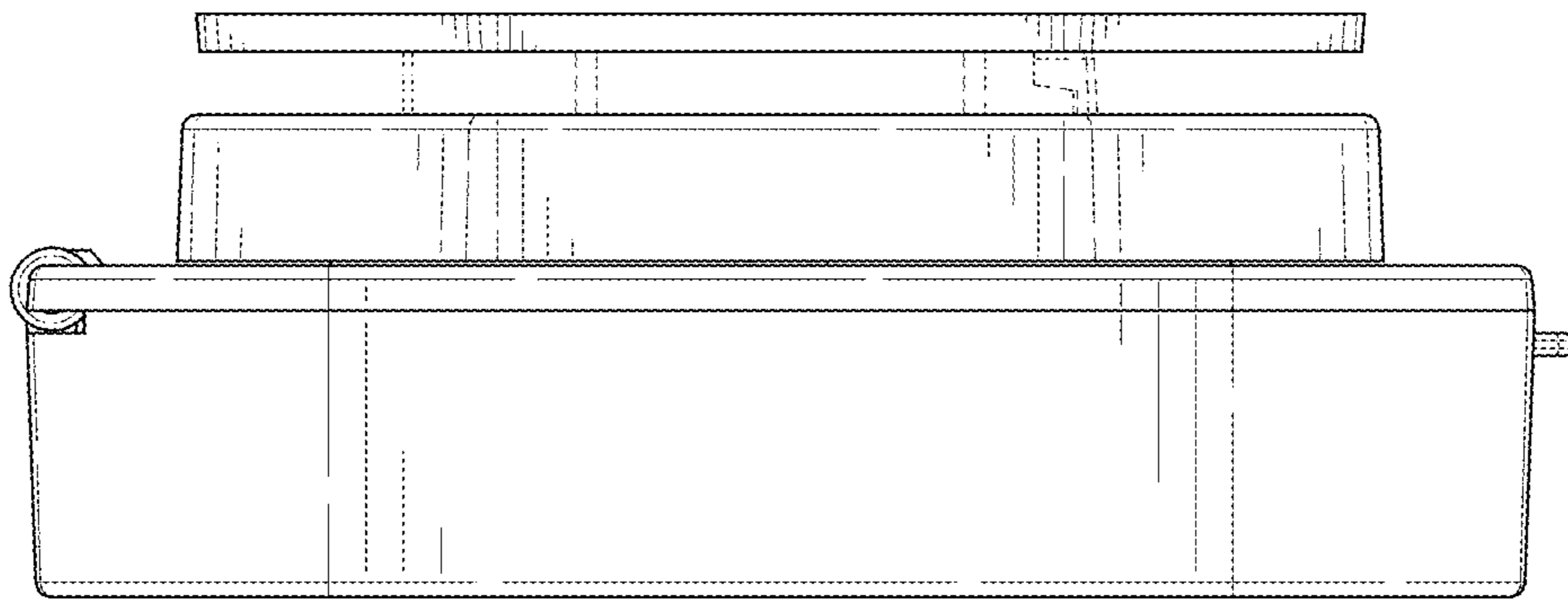


FIG. 7

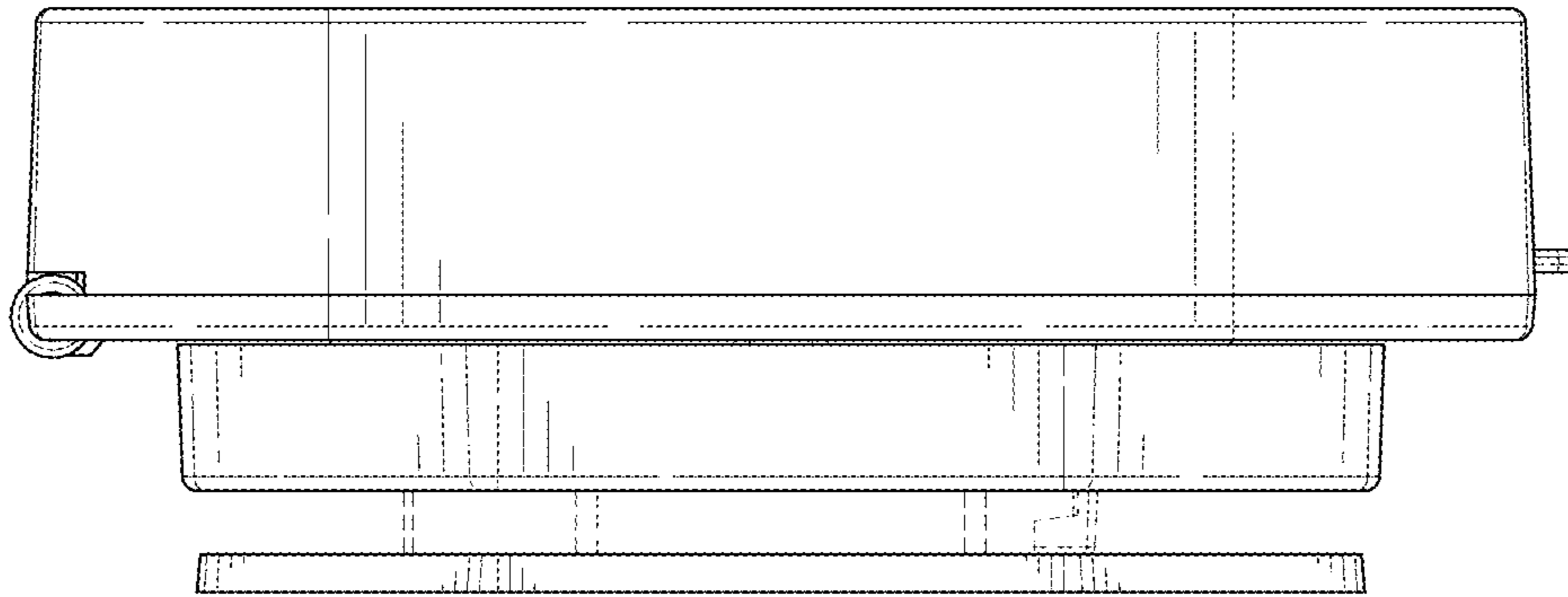


FIG. 8