

US00D962215S

(12) **United States Design Patent** (10) **Patent No.:** **US D962,215 S**
Akana et al. (45) **Date of Patent:** **** *Aug. 30, 2022**

(54) **CASE FOR AN ELECTRONIC DEVICE**

(71) Applicant: **Apple Inc.**, Cupertino, CA (US)

(72) Inventors: **Jody Akana**, San Francisco, CA (US); **Molly Anderson**, San Francisco, CA (US); **Bartley K. Andre**, Palo Alto, CA (US); **Shota Aoyagi**, San Francisco, CA (US); **Anthony Michael Ashcroft**, San Francisco, CA (US); **Marine C. Bataille**, San Francisco, CA (US); **Jeremy Bataillou**, San Francisco, CA (US); **Abidur Rahman Chowdhury**, San Francisco, CA (US); **Clara Geneviève Marine Courtaigne**, Palo Alto, CA (US); **Markus Diebel**, San Francisco, CA (US); **Jonathan Gomez Garcia**, San Francisco, CA (US); **M. Evans Hankey**, San Francisco, CA (US); **Richard P. Howarth**, San Francisco, CA (US); **Jonathan P. Ive**, San Francisco, CA (US); **Julian Jaede**, San Francisco, CA (US); **Duncan Robert Kerr**, San Francisco, CA (US); **Peter Russell-Clarke**, San Francisco, CA (US); **Benjamin Andrew Shaffer**, San Jose, CA (US); **Joe Sung-Ho Tan**, San Francisco, CA (US); **Clement Tissandier**, San Francisco, CA (US); **Eugene Antony Whang**, San Francisco, CA (US)

(73) Assignee: **Apple Inc.**, Cupertino, CA (US)

(*) Notice: This patent is subject to a terminal disclaimer.

(**) Term: **15 Years**

(21) Appl. No.: **29/745,402**

(22) Filed: **Aug. 5, 2020**

(51) **LOC (13) Cl.** **14-03**

(52) **U.S. Cl.**
USPC **D14/250**

(58) **Field of Classification Search**
USPC D14/203.3–203.7, 439, 251–253, 447, D14/217, 240, 238.1, 250, 440, 248;
(Continued)

(56) **References Cited**

U.S. PATENT DOCUMENTS

D114,891 S 5/1939 Fodel
D191,070 S 8/1961 McCreery
(Continued)

FOREIGN PATENT DOCUMENTS

CN 305309648 8/2019
CN 305899910 S 7/2020
KR 30-0631697 3/2012

Primary Examiner — Carla J Wright

(74) *Attorney, Agent, or Firm* — Sterne, Kessler, Goldstein & Fox P.L.L.C.

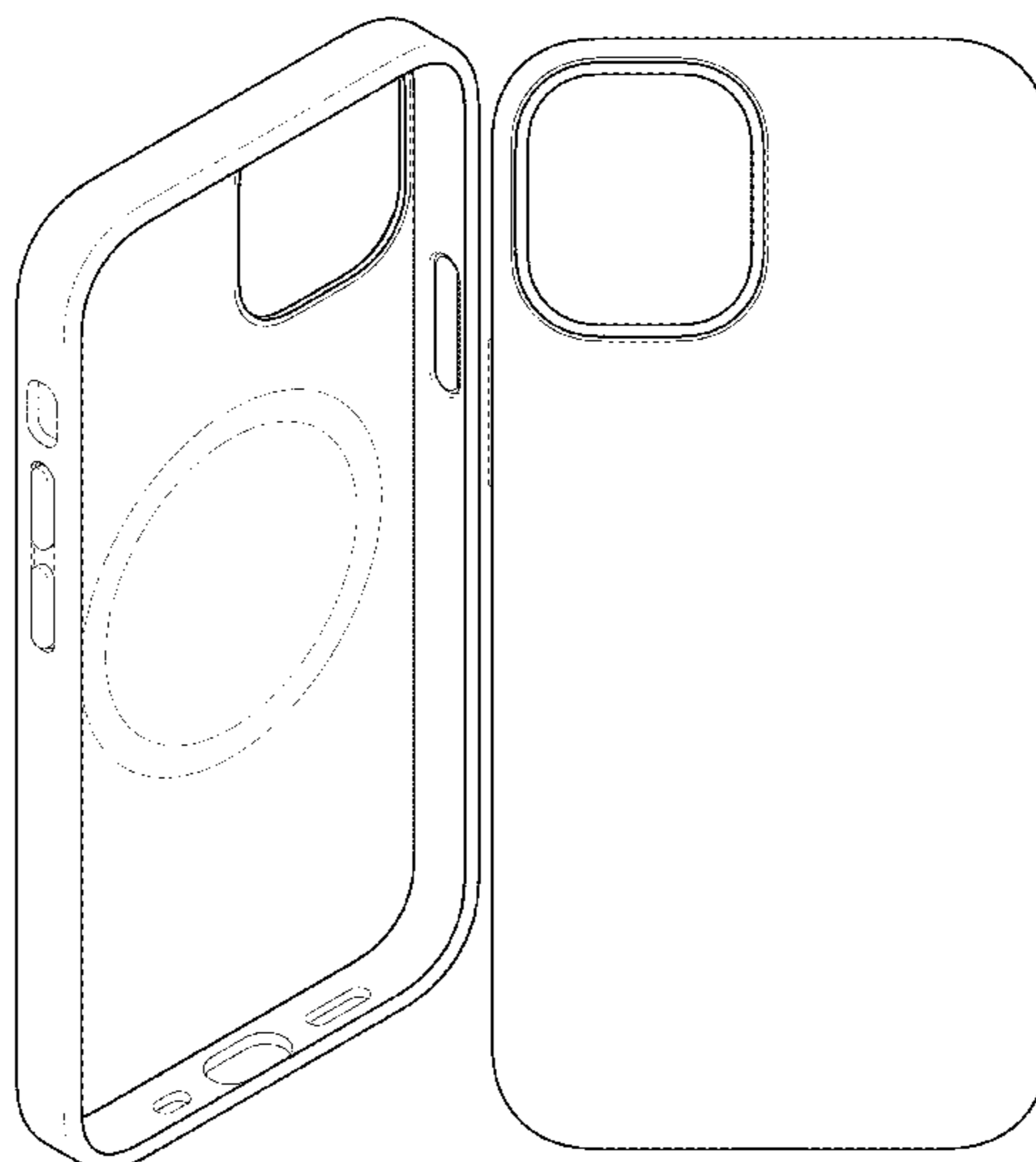
(57) **CLAIM**

The ornamental design for a case for an electronic device, as shown.

DESCRIPTION

FIG. 1 is a front, top, and left-side perspective view of a case for an electronic device showing the claimed design; FIG. 2 is a rear, bottom, and right-side perspective view thereof; FIG. 3 is a front view thereof; FIG. 4 is a rear view thereof; FIG. 5 is a left side view thereof; FIG. 6 is a right side view thereof; FIG. 7 is a top view thereof; and, FIG. 8 is a bottom view thereof.

1 Claim, 6 Drawing Sheets



(58) **Field of Classification Search**
 USPC D13/107–108, 103, 119; D3/201, 218,
 D3/247, 249, 269, 273, 301, 303
 CPC . H04B 1/3888; A45C 13/02; A45C 2011/002;
 A45C 1/06; A45C 11/00; A45F 2005/026;
 A45F 2200/0525; A45F 2200/0516;
 H04M 1/0283; H04M 1/0202
 See application file for complete search history.

(56) **References Cited**

U.S. PATENT DOCUMENTS

D411,448 S 6/1999 Baker
 D484,874 S * 1/2004 Chang D14/250
 D547,057 S * 7/2007 Griffin D3/218
 D551,856 S * 10/2007 Ko D3/201
 D556,681 S 12/2007 Kim
 D558,756 S 1/2008 Andre et al.
 D558,757 S 1/2008 Andre et al.
 D569,607 S * 5/2008 Calco D3/201
 D574,819 S 8/2008 Andre et al.
 D575,056 S 8/2008 Tan
 D580,387 S 11/2008 Andre et al.
 D582,149 S * 12/2008 Tan D3/201
 D582,405 S 12/2008 Andre et al.
 D594,849 S * 6/2009 Ko D14/217
 D600,241 S 9/2009 Andre et al.
 D602,015 S 10/2009 Andre et al.
 D602,017 S 10/2009 Andre et al.
 D606,529 S 12/2009 Ferrari et al.
 D606,751 S 12/2009 Andre et al.
 7,697,281 B2 4/2010 Dabov et al.
 D619,361 S 7/2010 Andre et al.
 D622,716 S 8/2010 Andre et al.
 D623,180 S 9/2010 Diebel
 D624,403 S 9/2010 Hansen et al.
 7,796,381 B2 9/2010 Zuo et al.
 D624,815 S 10/2010 Hansen et al.
 D625,524 S 10/2010 Schwartz et al.
 D628,799 S * 12/2010 Andre D3/269
 D644,218 S 8/2011 Akana et al.
 D647,519 S 10/2011 Rothbaum et al.
 D648,718 S 11/2011 Andre et al.
 D657,782 S * 4/2012 Biller D14/250
 D662,503 S 6/2012 Akana et al.
 8,250,724 B2 8/2012 Dabov et al.
 D668,458 S * 10/2012 Lee D3/303
 D669,071 S 10/2012 Akana et al.
 D671,107 S * 11/2012 Rothbaum D14/250
 D671,930 S 12/2012 Akana et al.
 D673,554 S 1/2013 Simmer
 D674,789 S 1/2013 Wen
 D675,198 S * 1/2013 Andre D14/250

D677,664 S 3/2013 Akana et al.
 D681,032 S 4/2013 Akana et al.
 D682,817 S 5/2013 Murchison et al.
 D684,571 S 6/2013 Akana et al.
 D686,605 S * 7/2013 Palmeri D14/250
 D692,878 S 11/2013 Akana et al.
 D697,068 S 1/2014 Andre et al.
 D697,503 S 1/2014 Melanson et al.
 D699,717 S 2/2014 Akana et al.
 8,655,422 B2 2/2014 Stiehl et al.
 D706,255 S 6/2014 Akana et al.
 D709,439 S 7/2014 Ferber et al.
 D714,770 S 10/2014 Nolan et al.
 D719,559 S 12/2014 Dukershein et al.
 D721,360 S 1/2015 Laffon de Mazieres et al.
 D722,043 S 2/2015 Requa
 D730,340 S * 5/2015 Akana D14/250
 D732,518 S 6/2015 Akana et al.
 D735,184 S * 7/2015 Lee D14/250
 D739,394 S * 9/2015 Rayner D14/250
 D741,312 S * 10/2015 Kim D14/250
 D743,389 S * 11/2015 Akana D14/250
 D749,596 S * 2/2016 Khodapanah D14/447
 D753,099 S * 4/2016 Kim D14/250
 D759,008 S 6/2016 Akana et al.
 D781,832 S * 3/2017 Snitko D14/250
 D797,070 S * 9/2017 Lee D14/138 AB
 D823,289 S 7/2018 Akana et al.
 D823,291 S 7/2018 Akana et al.
 D833,426 S * 11/2018 Yun D14/250
 D838,263 S * 1/2019 Yun D14/250
 D839,858 S 2/2019 Kim
 D840,988 S * 2/2019 Kim D14/250
 D840,989 S * 2/2019 Kim D14/250
 D854,004 S * 7/2019 Jung D14/250
 D883,269 S 5/2020 Akana et al.
 D891,415 S * 7/2020 Kim D14/250
 2010/0146766 A1 6/2010 Dabov et al.
 2011/0192510 A1 8/2011 Bau
 2011/0297578 A1 * 12/2011 Stiehl A45F 5/00
 206/701
 2011/0309728 A1 * 12/2011 Diebel H04B 1/3888
 312/293.1
 2012/0018325 A1 1/2012 Kim
 2014/0110275 A1 4/2014 Wu et al.
 2014/0221056 A1 * 8/2014 Gandhi H04B 1/3888
 455/575.8
 2014/0364176 A1 * 12/2014 Pintor H04B 1/385
 455/575.6
 2016/0058146 A1 3/2016 Baker et al.
 2016/0069512 A1 * 3/2016 Grieve A45F 5/00
 294/142
 2017/0196327 A1 * 7/2017 Ma H04B 1/3888
 2019/0298023 A1 * 10/2019 Okada H04B 1/3888

* cited by examiner

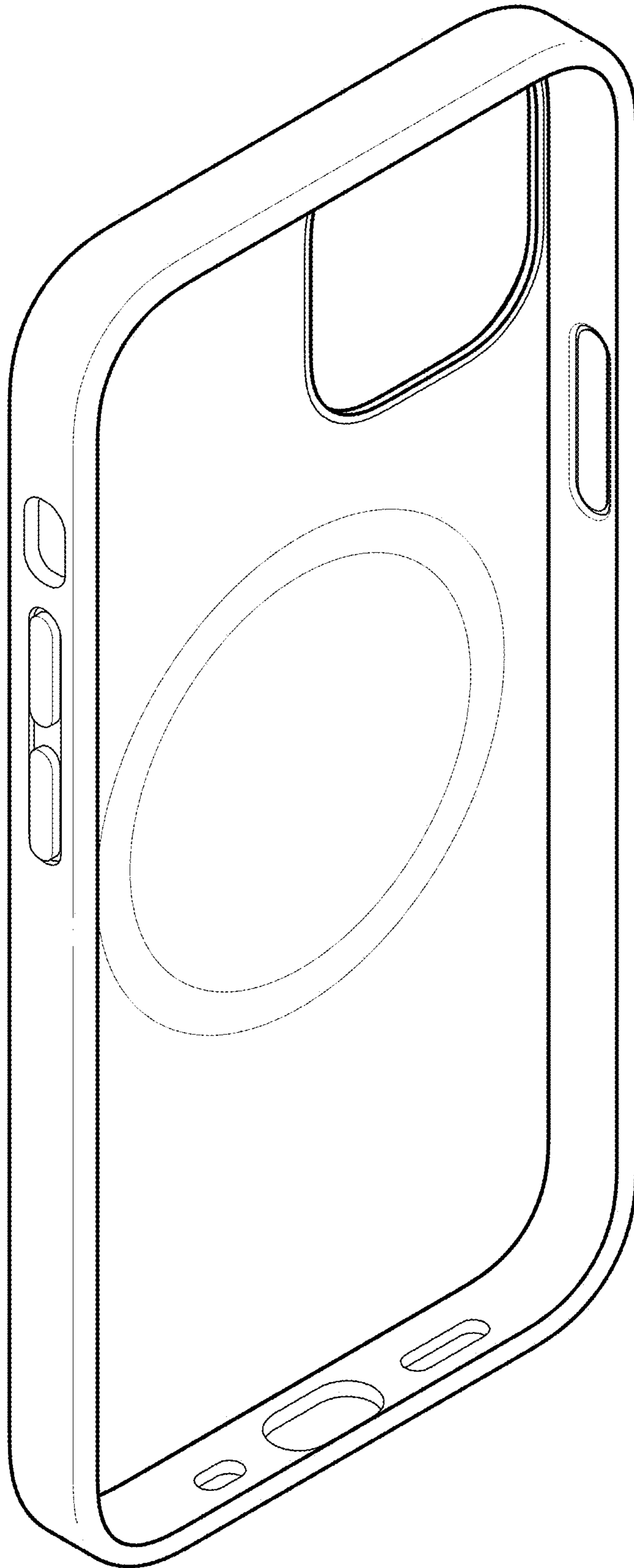


FIG. 1




FIG. 2

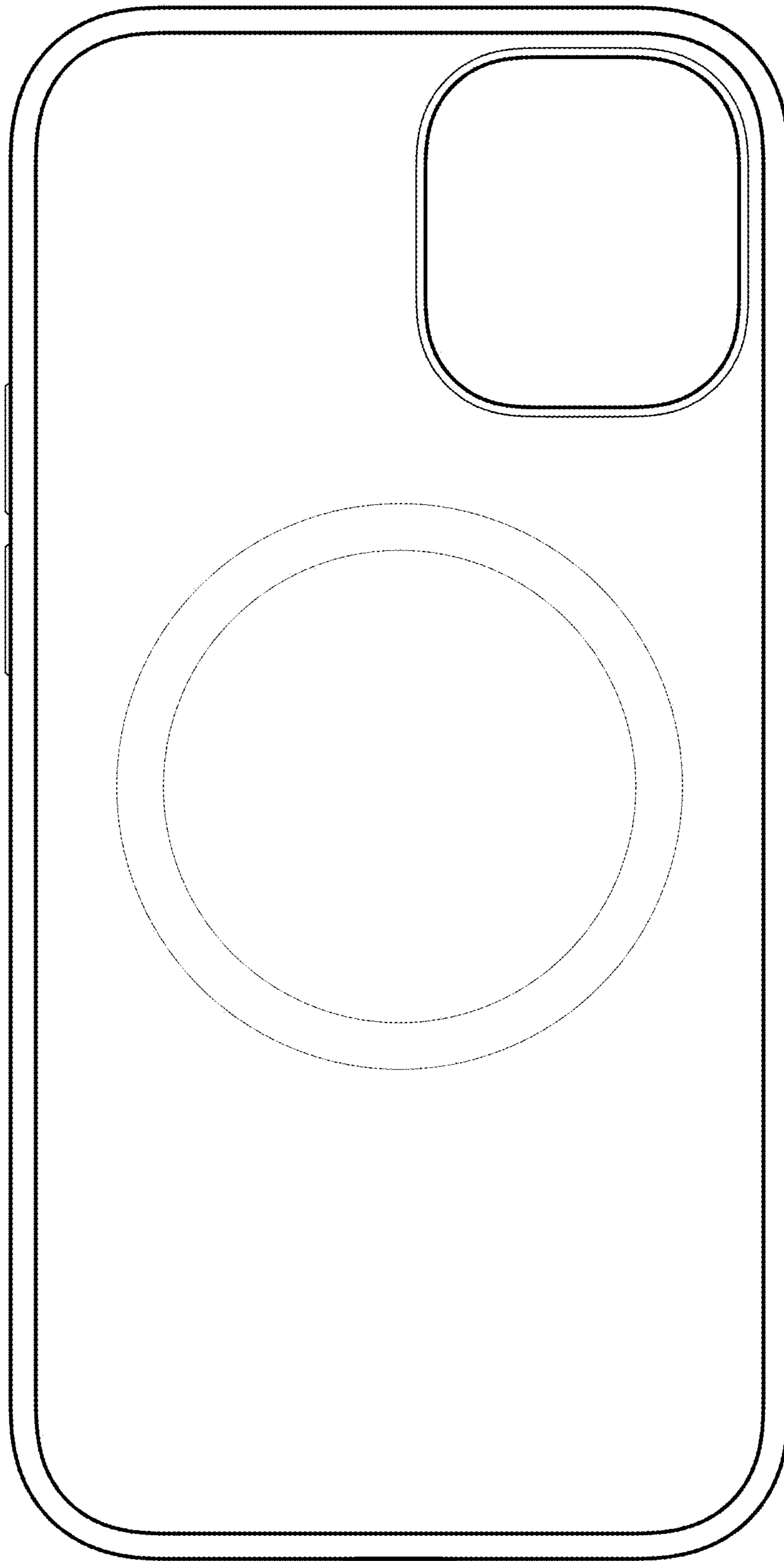


FIG. 3




FIG. 4




FIG. 5




FIG. 6



FIG. 7

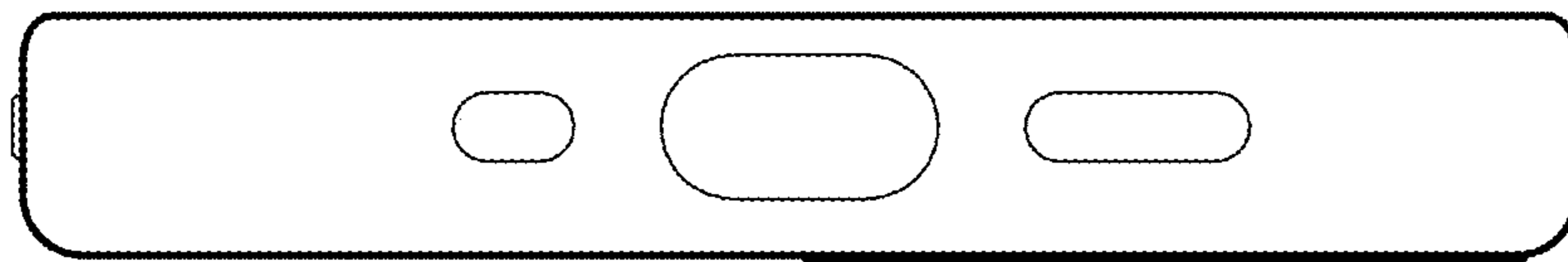


FIG. 8