



US00D962203S

(12) **United States Design Patent**
Zhang

(10) **Patent No.:** **US D962,203 S**

(45) **Date of Patent:** **** Aug. 30, 2022**

(54) **COMBINED EARPHONES AND CHARGER**

FOREIGN PATENT DOCUMENTS

(71) Applicant: **Chongcheng Zhang**, Guangdong (CN)

EM 007338637-0001 * 12/2019

EM 007447966-0001 * 12/2019

(72) Inventor: **Chongcheng Zhang**, Guangdong (CN)

(Continued)

(73) Assignee: **SHENZHEN YINZHUN TECHNOLOGY CO., LTD.**, Shenzhen (CN)

Primary Examiner — Paula Allen Greene

(**) Term: **15 Years**

(57) **CLAIM**

(21) Appl. No.: **29/767,990**

The ornamental design for a combined earphones and charger, as shown and described.

(22) Filed: **Jan. 27, 2021**

DESCRIPTION

(51) **LOC (13) Cl.** **14-01**

(52) **U.S. Cl.**
USPC **D14/223**; D13/108

(58) **Field of Classification Search**
USPC D14/223, 205, 434; D13/107–108;
D3/201, 295, 274, 294; D28/73;
D24/174; 128/864–866; 312/229, 244,
312/269; 220/4.23, 3.94; 206/449;
381/380, 381; 455/90.3, 575.1, 569.1
CPC H04R 1/10; H04R 25/00; H04R 25/02;
H04R 1/1066; H04R 1/1016; H02J 7/00;
B65D 21/02; A45C 5/02; A45C 11/00
See application file for complete search history.

FIG. 1 is a perspective view of earphones, of the combined earphones and charger, shown separately for ease of illustration;

FIG. 2 is another perspective view thereof;

FIG. 3 is a front elevation view thereof;

FIG. 4 is a rear elevation view thereof;

FIG. 5 is a left side elevation view thereof;

FIG. 6 is a right side elevation view thereof;

FIG. 7 is a top plan view thereof;

FIG. 8 is a bottom plan view thereof;

FIG. 9 is a perspective view of a charger, of the combined earphones and charger, shown separately for ease of illustration;

FIG. 10 is a front elevation view thereof;

FIG. 11 is a rear elevation view thereof;

FIG. 12 is an enlarged left side elevation view thereof;

FIG. 13 is an enlarged right side elevation view thereof;

FIG. 14 is a top plan view thereof;

FIG. 15 is a bottom plan view thereof; and,

FIG. 16 is a perspective view of the combined earphones and charger where the earphones are received in the open charger.

The broken lines in the drawings illustrate portions of the combined earphones and charger that form no part of the claimed design.

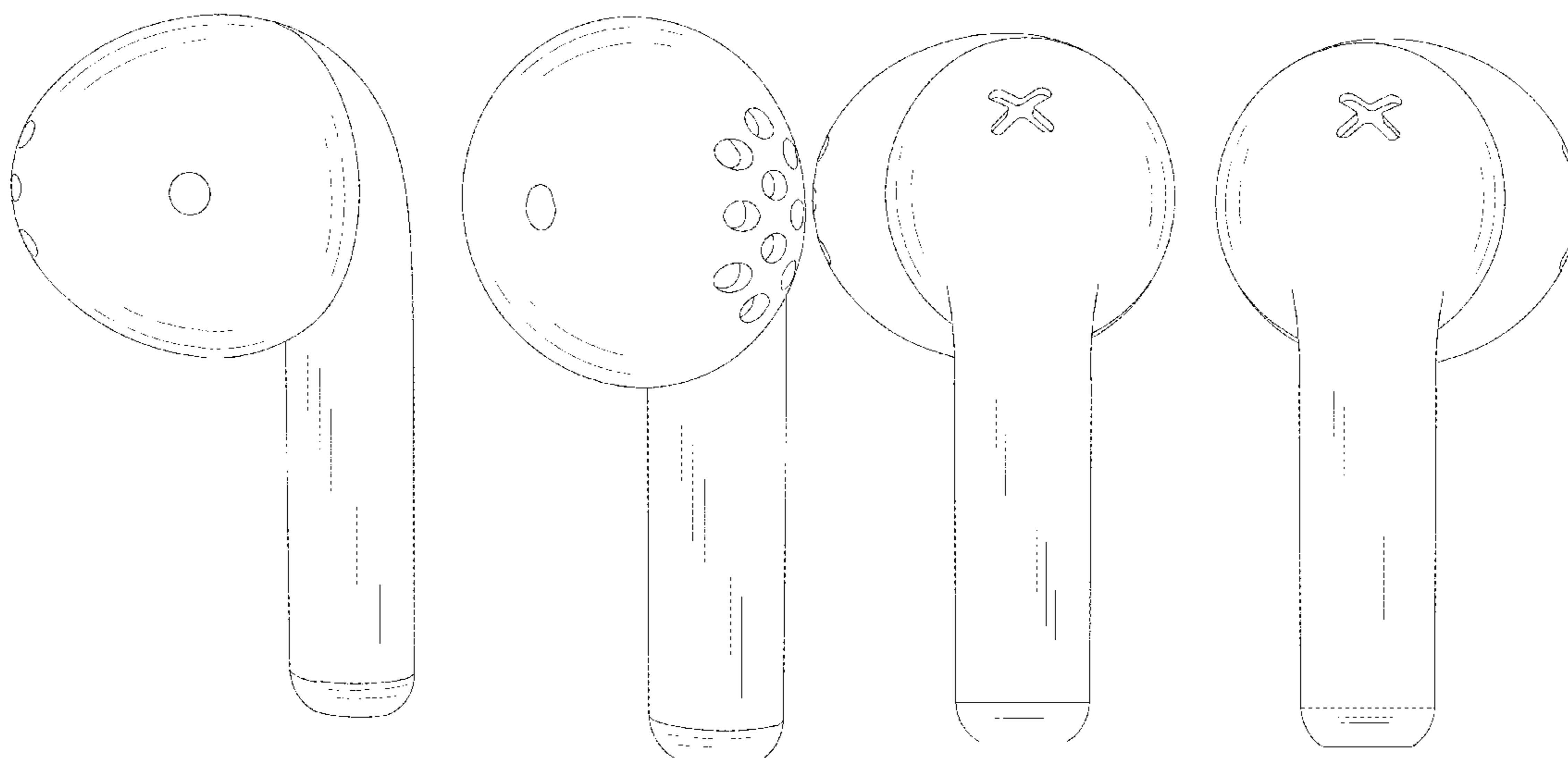
(56) **References Cited**

U.S. PATENT DOCUMENTS

2,017,485	A *	10/1935	Yawman	B25H 3/023
					312/328
2,203,960	A *	6/1940	Hickman	B60N 3/083
					D27/105
D192,778	S *	5/1962	Davis et al.	D27/105
3,043,354	A *	7/1962	Fitzgerald	B65D 25/04
					220/4.23
3,292,749	A *	12/1966	Reading	A45C 5/02
					190/119
3,410,018	A *	11/1968	Woolworth	A01K 97/06
					206/315.11

(Continued)

1 Claim, 13 Drawing Sheets



(56)

References Cited

U.S. PATENT DOCUMENTS

3,410,698 A * 11/1968 Sosin B65D 1/34
426/106
3,542,237 A * 11/1970 De Forest H02G 3/185
220/4.24
D224,368 S * 7/1972 Beltonia D3/205
3,973,389 A * 8/1976 Roberts F16G 13/16
59/35.1
4,085,987 A * 4/1978 Vartdal A01K 97/06
220/DIG. 28
D281,033 S * 10/1985 Mohri D3/295
4,660,719 A * 4/1987 Peterson B25H 3/003
206/754
5,205,413 A * 4/1993 Cautereels A45C 5/00
206/541
5,323,924 A * 6/1994 Wolff A45C 11/16
206/581
D353,744 S * 12/1994 Ferris D7/629
D368,892 S * 4/1996 Tanaka D13/108
5,615,765 A * 4/1997 Roericht B65D 43/168
206/6
5,903,133 A * 5/1999 Amero, Jr. H02J 7/0044
320/113
6,130,521 A * 10/2000 Collins H02J 7/0044
379/454
6,131,760 A * 10/2000 Huang B65D 43/164
220/326
D434,431 S * 11/2000 Whitby D16/242
D458,127 S * 6/2002 de Groote D9/423
D459,299 S * 6/2002 Hughes D13/108
D467,867 S * 12/2002 Hsiao D13/107
D471,578 S * 3/2003 Okuley D16/242
D483,014 S * 12/2003 Hsiao D13/107
D516,025 S * 2/2006 Quinn D13/108
D524,282 S * 7/2006 Beasley D13/108
D525,193 S * 7/2006 Vu D13/108
D536,665 S * 2/2007 Solland D14/216
D554,108 S * 10/2007 Solland D14/217
D558,209 S * 12/2007 Ikeda D14/434
D578,061 S * 10/2008 Kristensen D13/133
D620,884 S * 8/2010 Lee D13/108
D691,372 S * 10/2013 Chun D3/294
D757,011 S * 5/2016 Sakai D14/433
D786,221 S * 5/2017 Stoch D14/223
D815,096 S * 4/2018 Ebrahimi Afrouzi D14/433

D832,264 S * 10/2018 Kim D14/434
10,117,485 B2 * 11/2018 Solland B65H 75/4473
D865,663 S * 11/2019 Yao D13/108
D884,614 S * 5/2020 Natsume D13/108
D899,089 S * 10/2020 Yu D3/297
D900,065 S * 10/2020 Distefano D14/223
D902,588 S * 11/2020 Zhang D3/294
D902,589 S * 11/2020 Li D3/294
D903,639 S * 12/2020 Yang D14/223
D904,023 S * 12/2020 Wang D14/223
D905,017 S * 12/2020 Chen D14/223
D905,018 S * 12/2020 Zhu D14/223
D906,238 S * 12/2020 Zhang D13/108
D909,347 S * 2/2021 Akana D14/223
D909,753 S * 2/2021 Lalvani D3/294
D910,600 S * 2/2021 Zhang D14/223
D911,945 S * 3/2021 Xian D14/223
D912,623 S * 3/2021 Zhou D3/294
D913,223 S * 3/2021 Li D3/294
D913,224 S * 3/2021 Kim D13/108
D916,683 S * 4/2021 Yao D14/223
D918,179 S * 5/2021 Zhao D14/223
D918,182 S * 5/2021 Chen D14/223
D921,582 S * 6/2021 Liu D3/294
D923,608 S * 6/2021 Adams D14/223
D924,130 S * 7/2021 Zhang D3/294
D924,851 S * 7/2021 Li D14/223
D928,123 S * 8/2021 Gao D14/223
D929,322 S * 8/2021 Liu D3/294
D929,379 S * 8/2021 Woo D14/223
D930,621 S * 9/2021 Rong D14/223
D931,207 S * 9/2021 Briggs D3/294
D932,472 S * 10/2021 Wang D14/223
D937,774 S * 12/2021 Fernando D14/223
D943,553 S * 2/2022 Zhang D14/223
2006/0118455 A1 * 6/2006 Milesi A45D 33/006
206/581
2007/0256946 A1 * 11/2007 Godshaw B65D 43/16
206/320
2017/0136258 A1 * 5/2017 Kim H02J 7/0013
2021/0283287 A1 * 9/2021 Goodman A61L 2/10

FOREIGN PATENT DOCUMENTS

EM 008526891-0001 * 4/2021
JP D1660248 * 5/2020

* cited by examiner

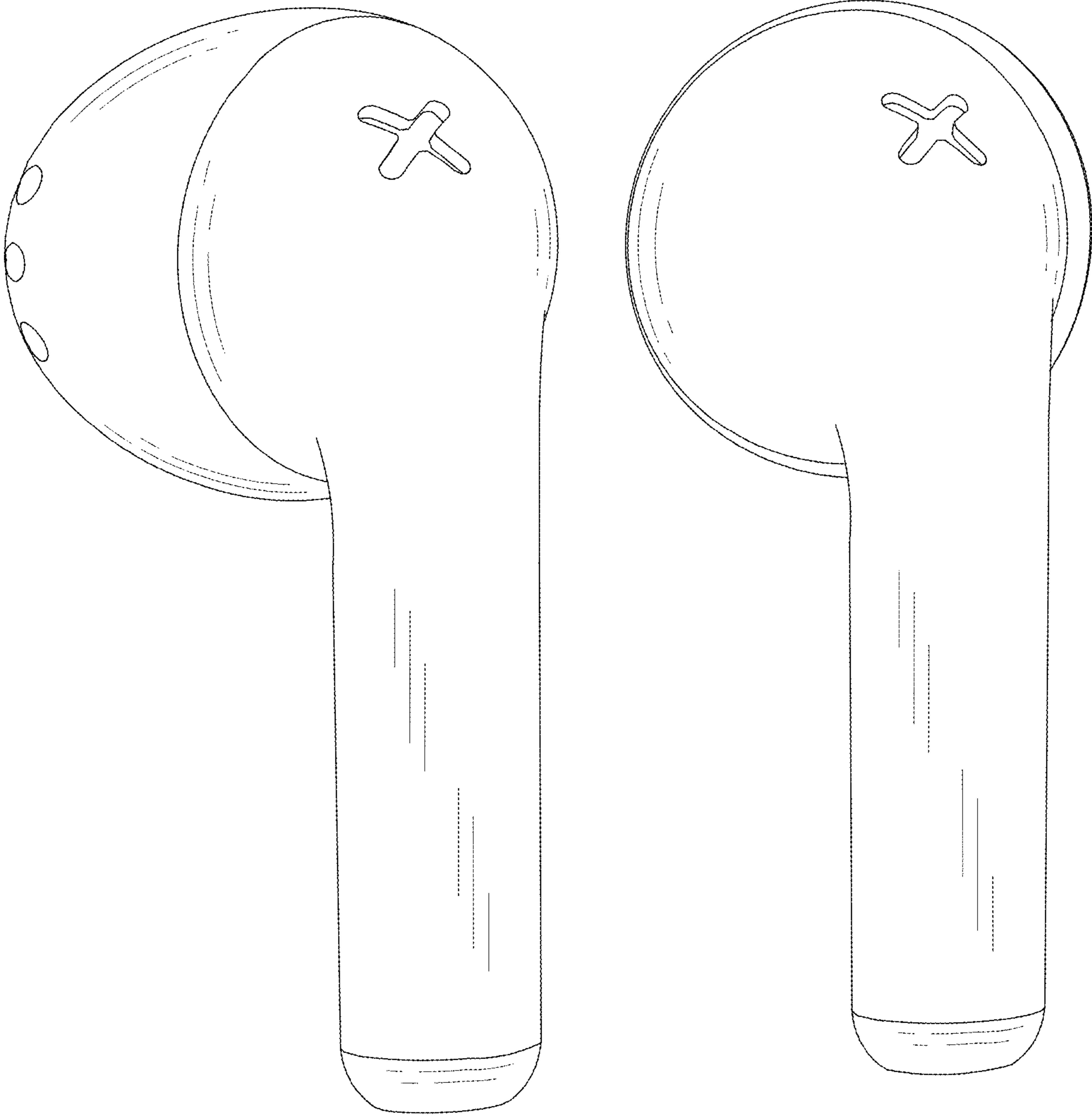


FIG.1

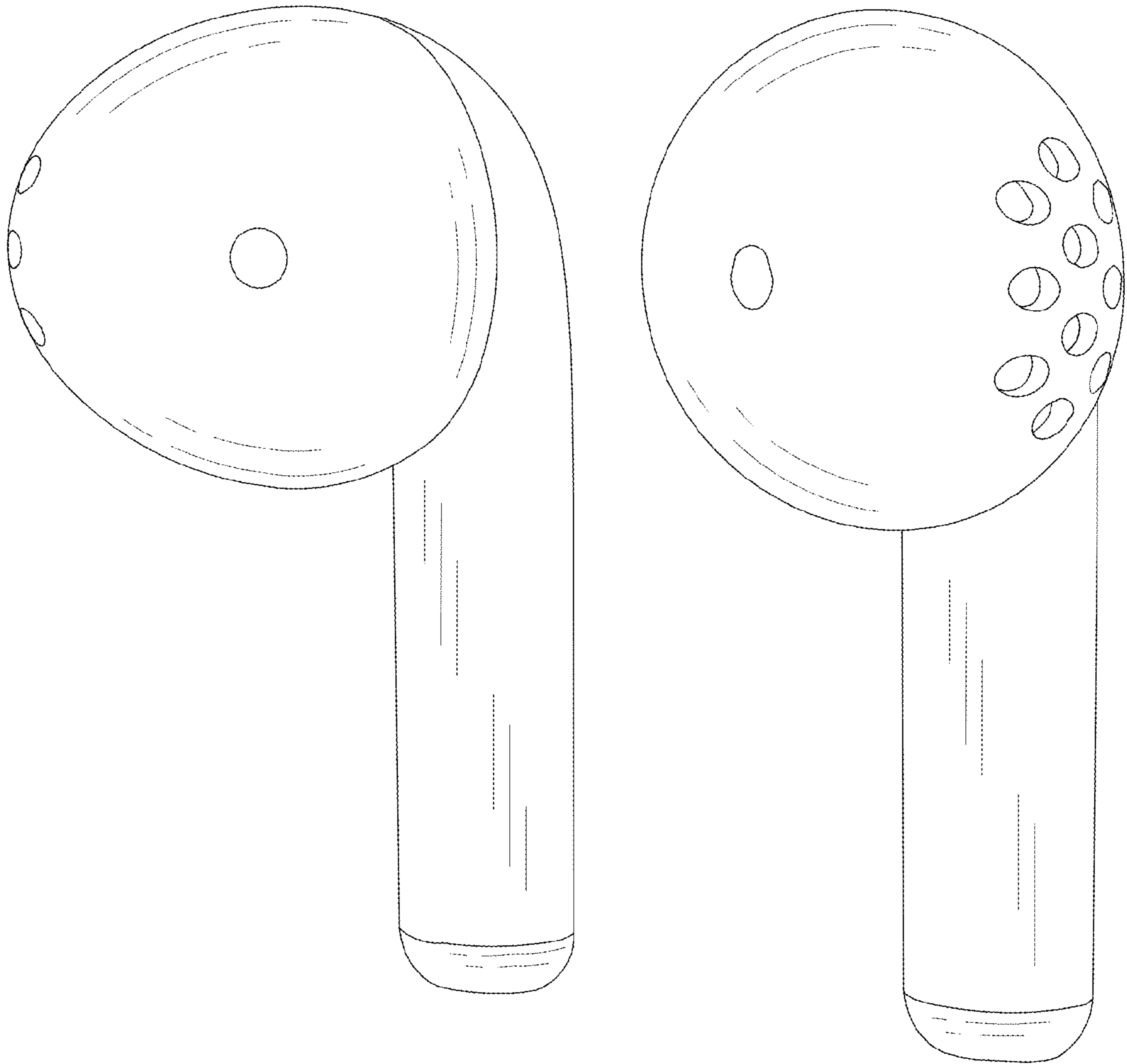


FIG.2

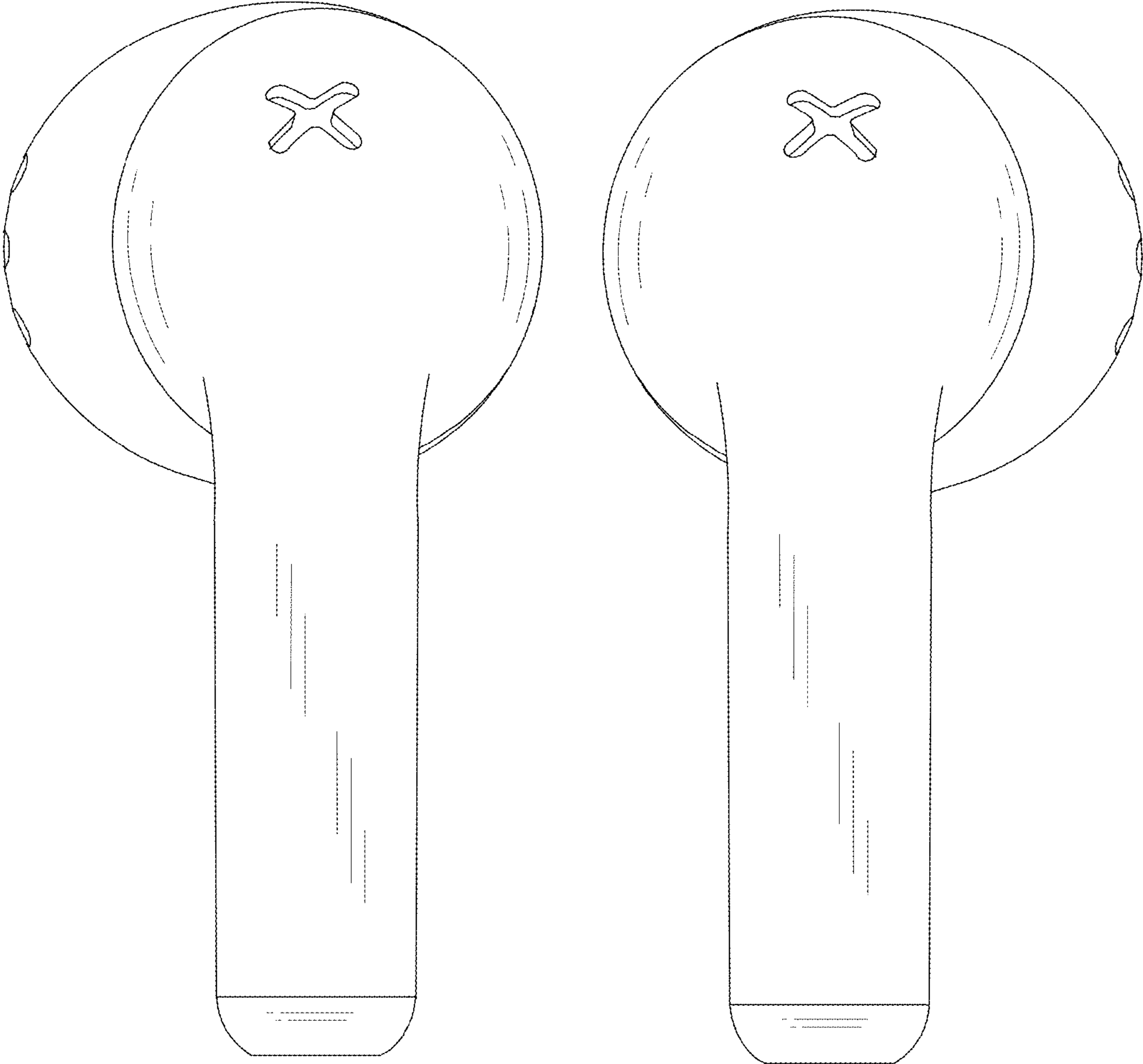


FIG.3

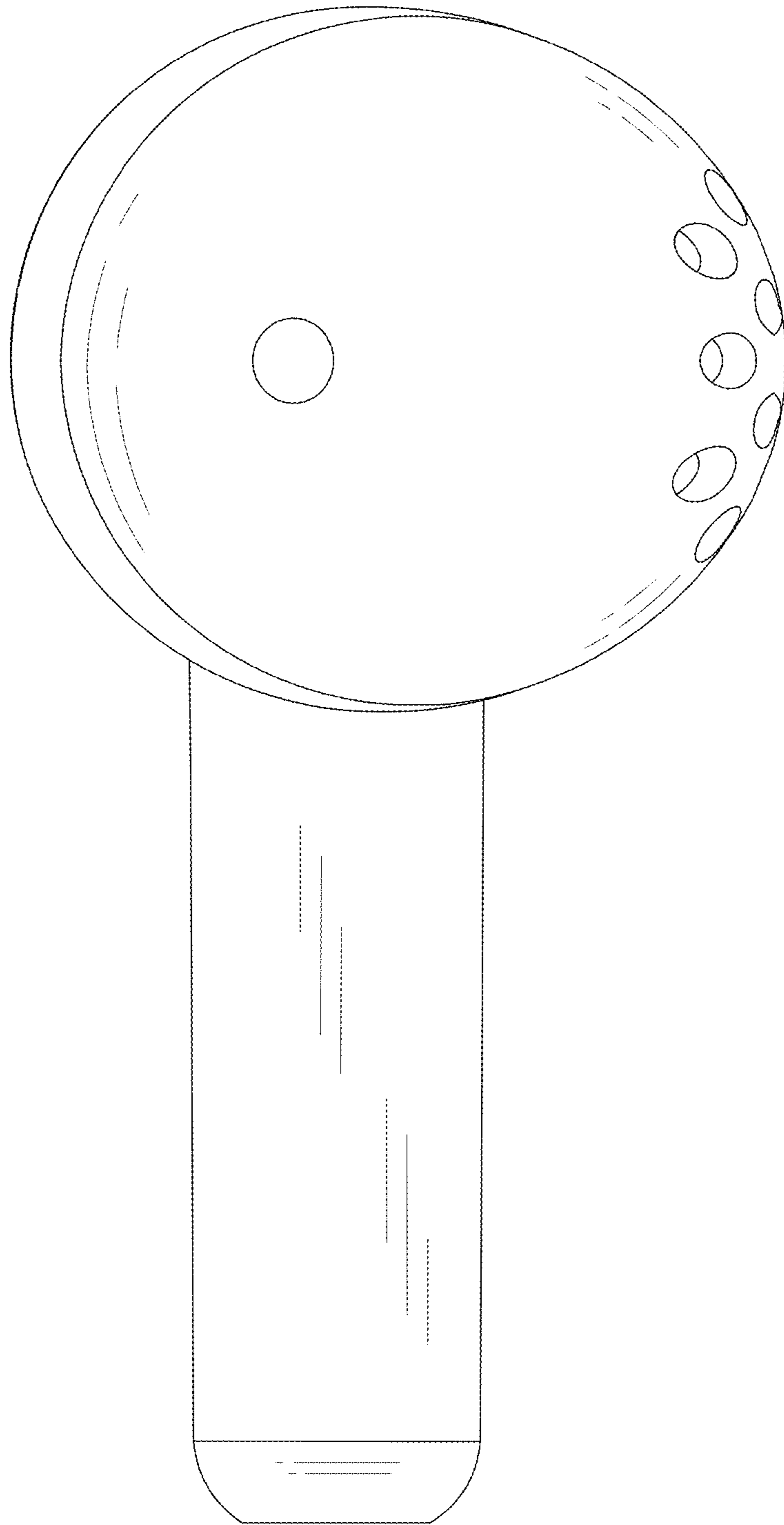


FIG.4

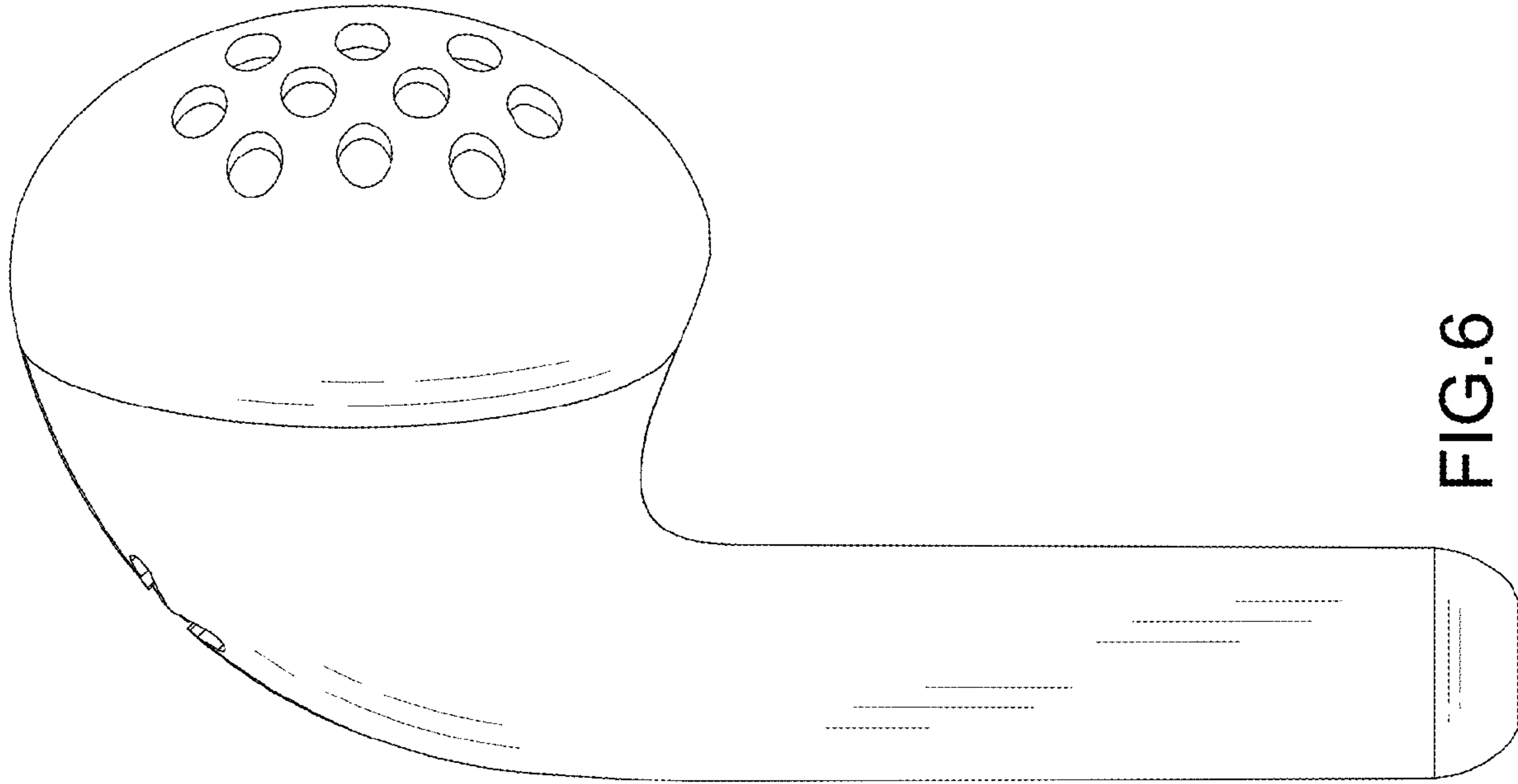


FIG. 6




FIG. 5

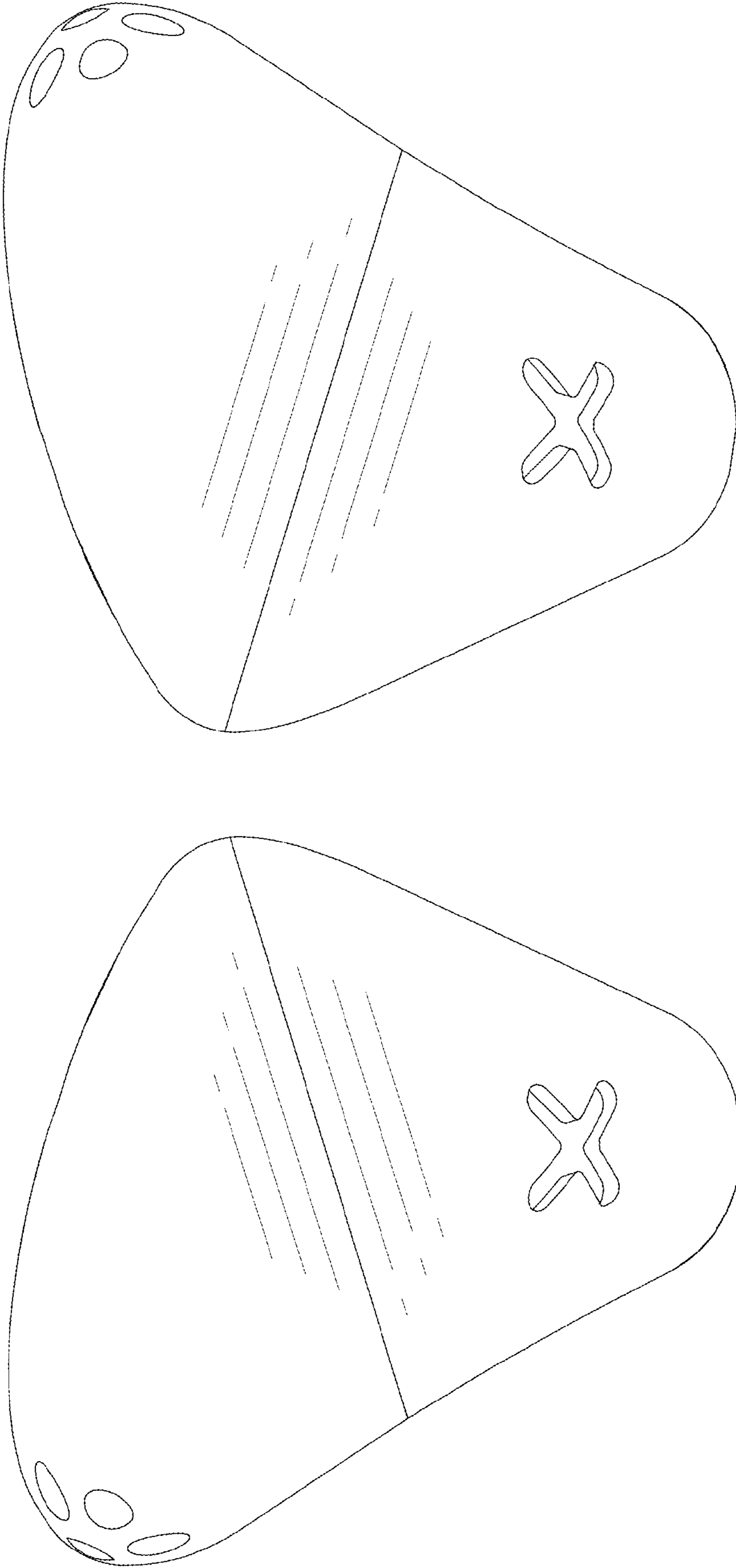


FIG.7

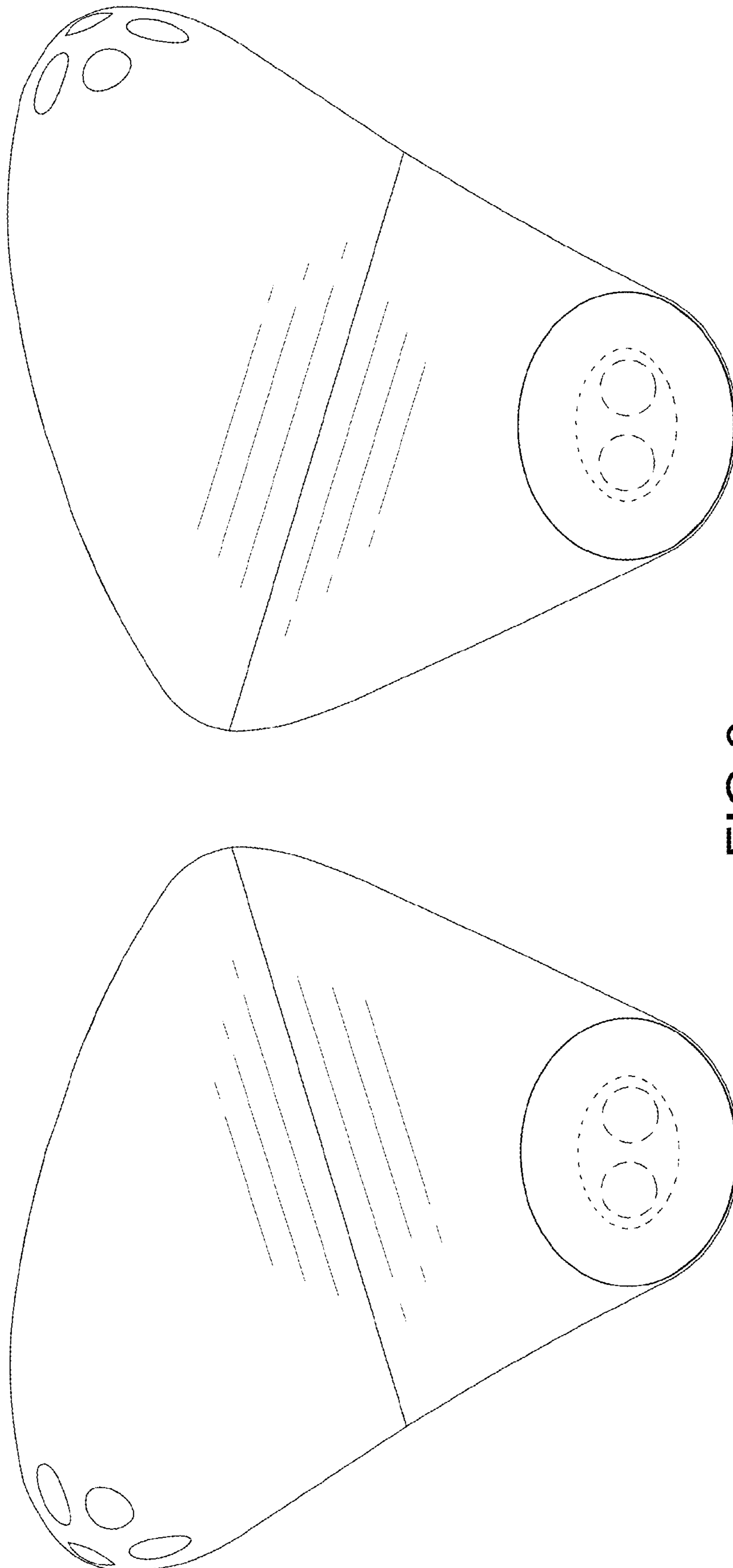


FIG.8

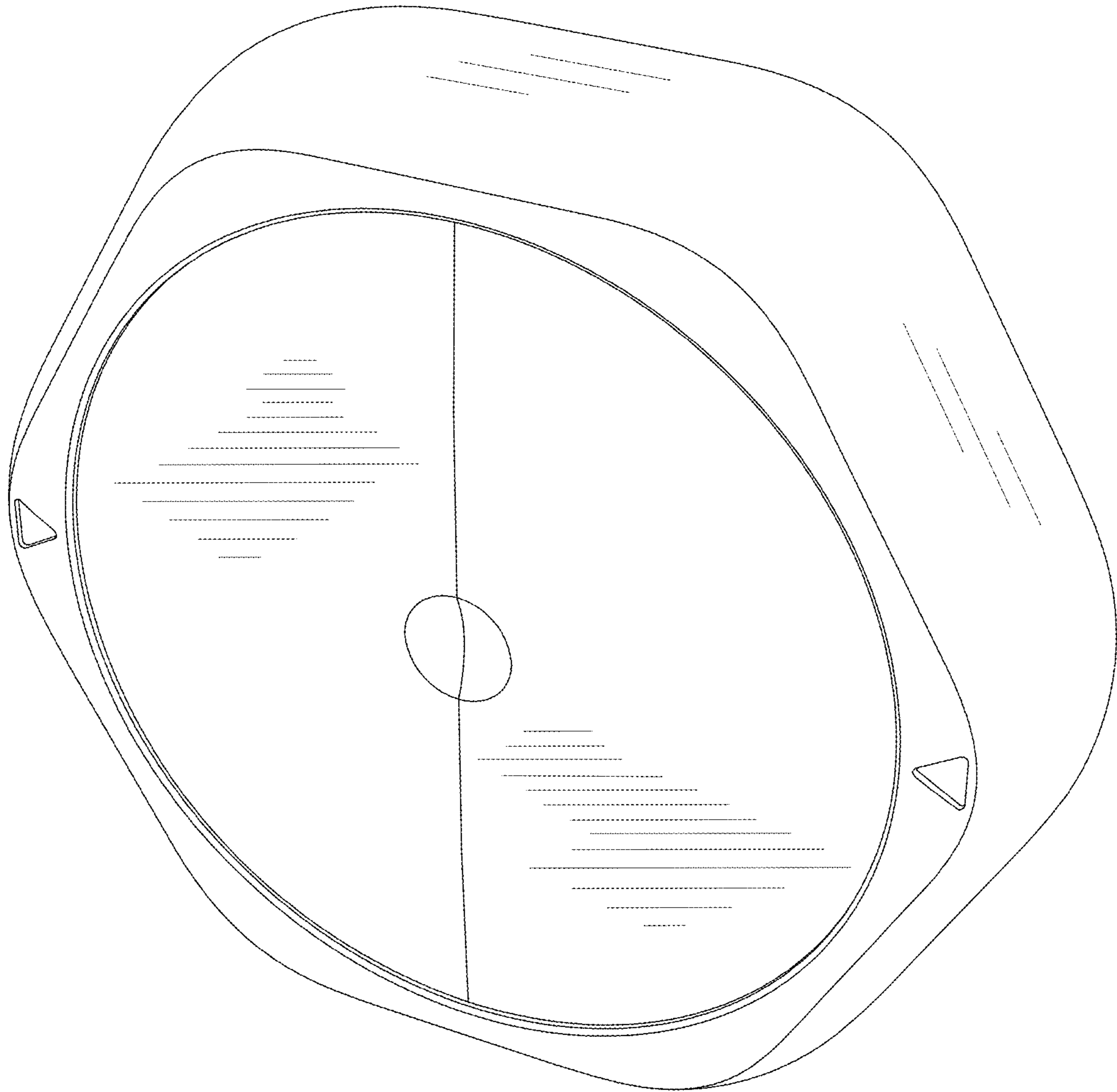


FIG.9




FIG.10




FIG.11




FIG. 12

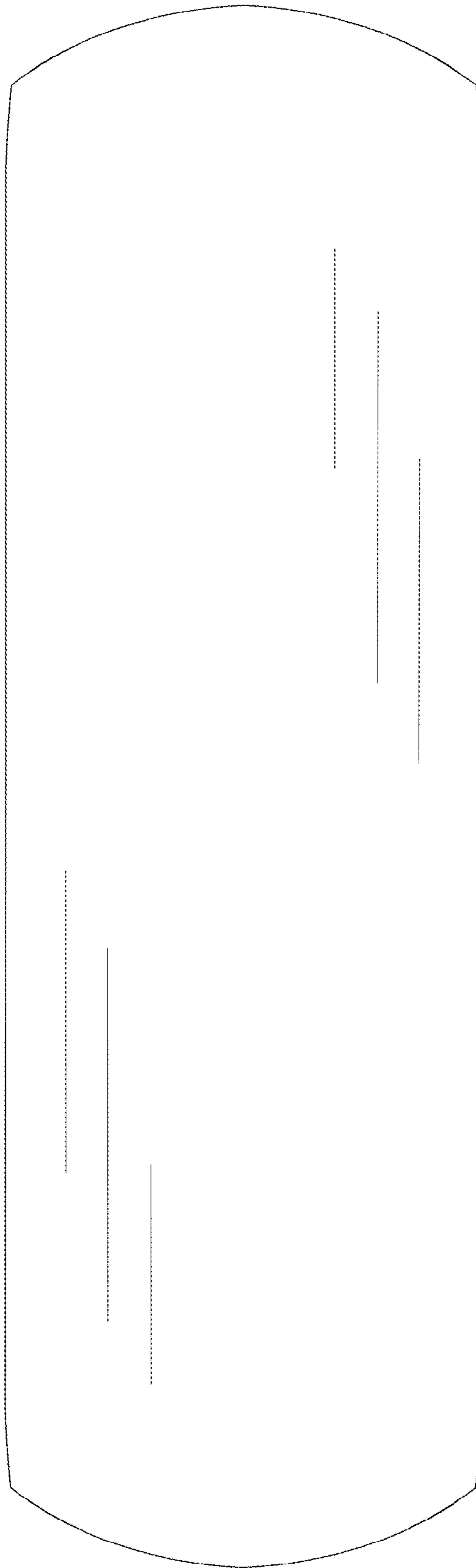


FIG. 13

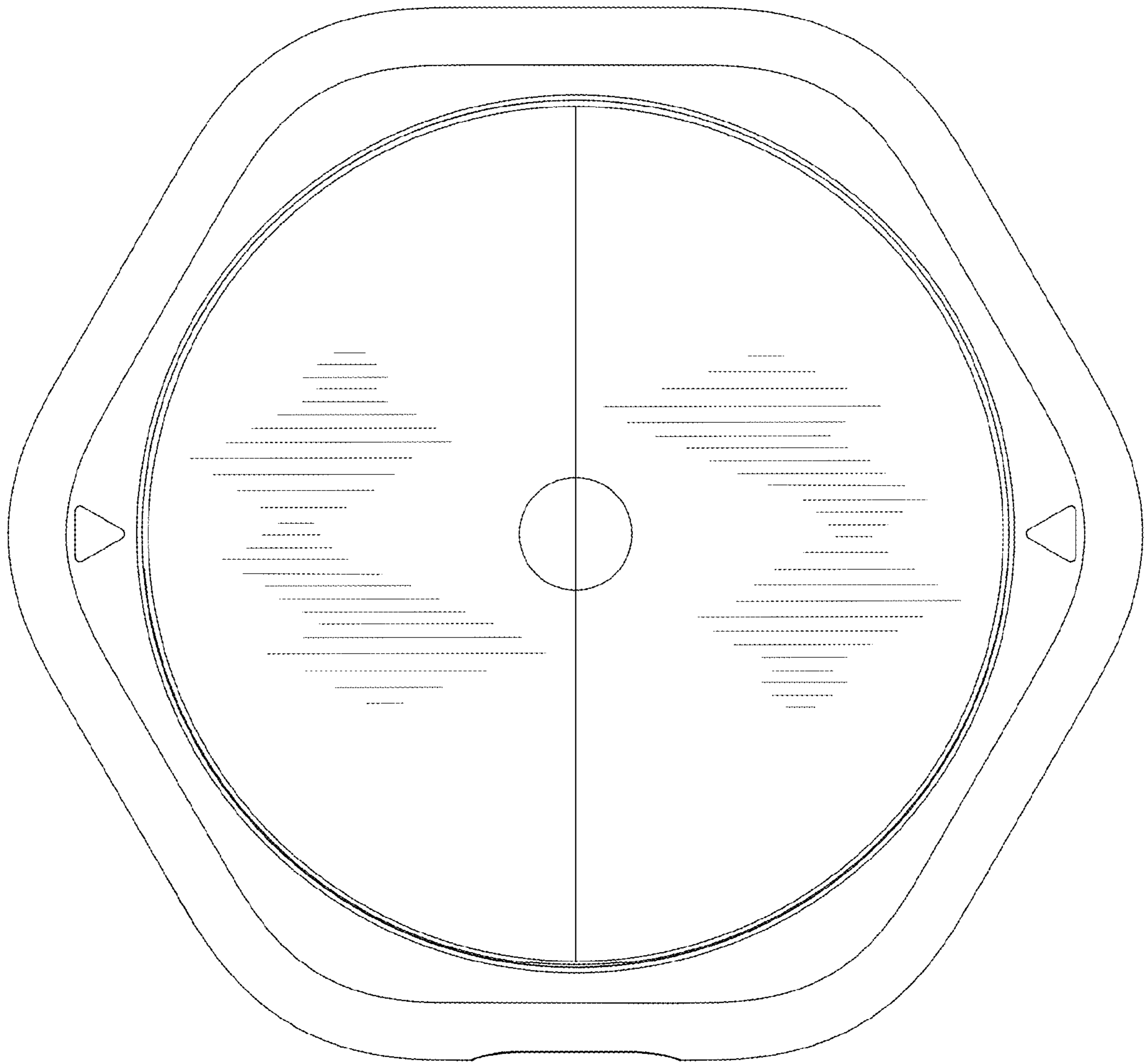


FIG.14

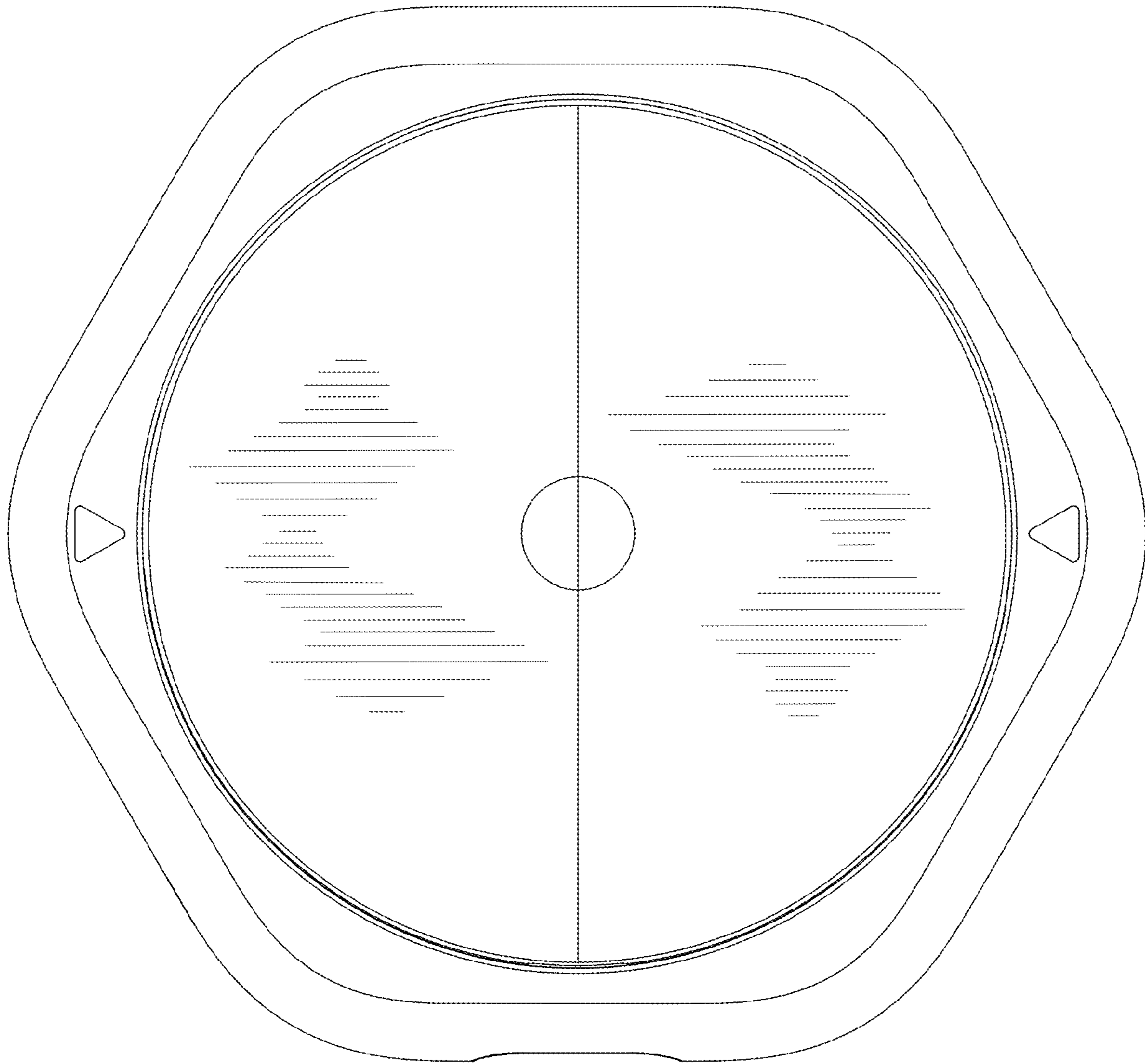


FIG. 15

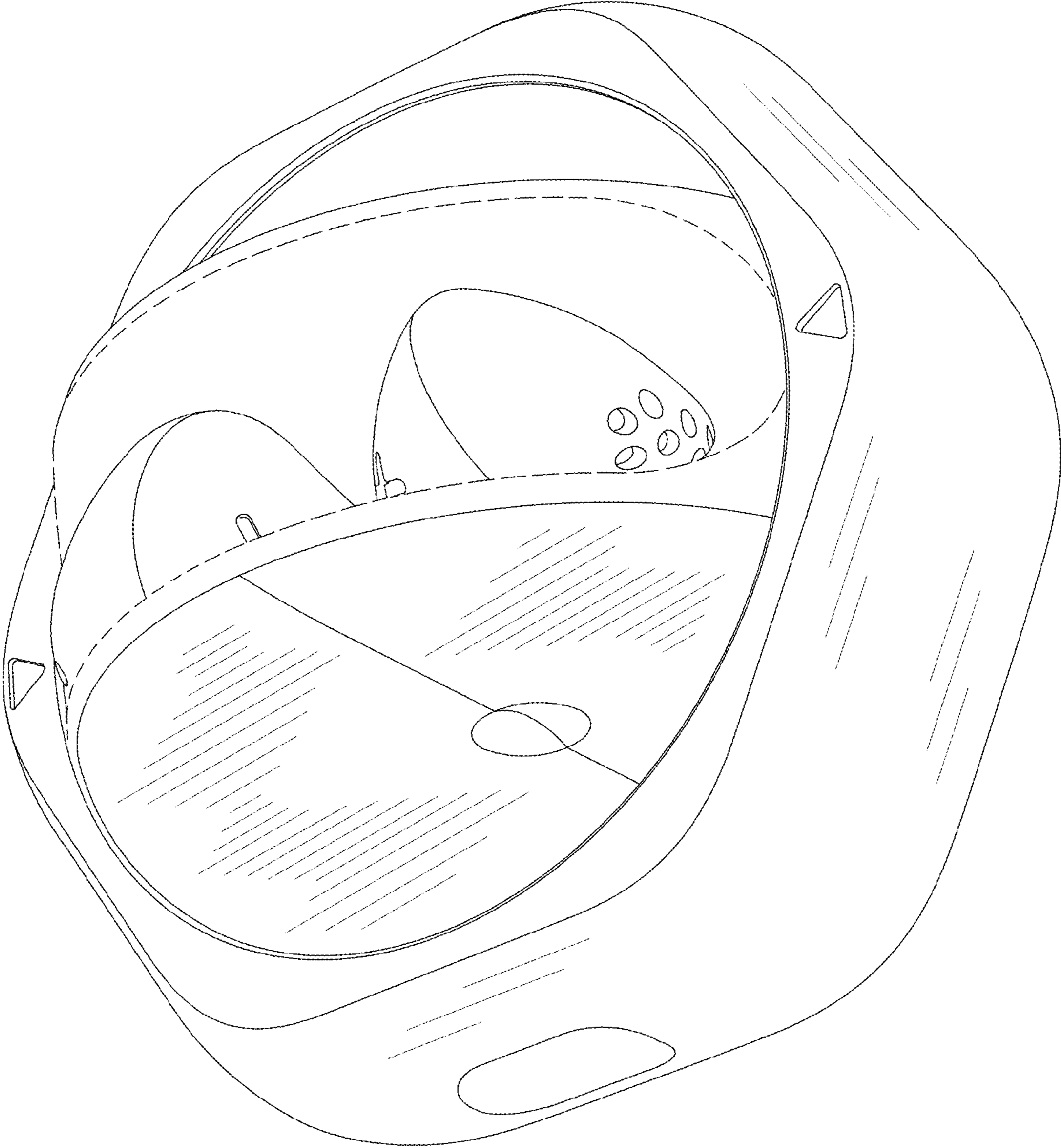


FIG.16