

US00D962194S

(12) **United States Design Patent**
Chan et al.

(10) **Patent No.:** **US D962,194 S**

(45) **Date of Patent:** **** Aug. 30, 2022**

(54) **HEADPHONES**

(71) Applicant: **Pioneer Square Brands, Inc.**, Seattle, WA (US)

(72) Inventors: **Jaimie Emerald Chan**, Renton, WA (US); **Emelie Elna Victoria Troedson**, Seattle, WA (US)

(73) Assignee: **Pioneer Square Brands, Inc.**, McLean, VA (US)

(**) Term: **15 Years**

(21) Appl. No.: **29/812,683**

(22) Filed: **Oct. 22, 2021**

(51) **LOC (13) Cl.** **14-01**

(52) **U.S. Cl.**
USPC **D14/205**

(58) **Field of Classification Search**
USPC D14/204-206, 223; D13/108
CPC .. H04R 1/1083; H04R 1/1041; H04R 1/1016;
H04R 5/0335; H02J 7/0044
See application file for complete search history.

(56) **References Cited**

U.S. PATENT DOCUMENTS

D254,910 S	5/1980	Lung	
D255,569 S	6/1980	Lung	
D286,632 S	11/1986	Teunis	
D326,855 S	6/1992	Bose et al.	
D459,337 S	6/2002	Mori	
D502,695 S	3/2005	Suzuki	
D548,221 S	8/2007	Huang	
D606,970 S *	12/2009	Semcken	D14/205
D625,703 S	10/2010	Kolton	
D638,397 S	5/2011	McManigal	
D641,725 S	7/2011	Chong et al.	
D645,445 S	9/2011	Kolton	
D649,956 S	12/2011	Gresko et al.	
D651,586 S	1/2012	Lee et al.	
D656,480 S	3/2012	McManigal et al.	

D658,629 S	5/2012	Nomura	
D659,672 S	5/2012	Lee et al.	
D661,281 S	6/2012	Mahaffy et al.	
D666,992 S	9/2012	Lee et al.	
D672,744 S *	12/2012	Scarpa	D14/205
D685,762 S	7/2013	Nokuo	
D685,763 S *	7/2013	Lee	D14/205
D687,409 S	8/2013	Lee et al.	

(Continued)

FOREIGN PATENT DOCUMENTS

CN	213938291 U *	8/2021
EM	008816870-0001 *	12/2021

(Continued)

OTHER PUBLICATIONS

Best earphones for music, Billboard website Feb. 6, 2022, site visited Jul. 14, 2022, <https://www.billboard.com/culture/product-recommendations/best-wired-headphones-1235028804/>.*

Primary Examiner — John R Yeh

(74) *Attorney, Agent, or Firm* — Grandview Law


(57) **CLAIM**

The ornamental design for a headphones, as shown and described.

DESCRIPTION

FIG. 1 is a rear perspective view of a headphones showing our new design.
FIG. 2 is a rear elevational view thereof.
FIG. 3 is a front elevational view thereof.
FIG. 4 is a right elevational view thereof.
FIG. 5 is a left elevational view thereof.
FIG. 6 is a top plan view thereof; and,
FIG. 7 is a bottom plan view thereof.
The features shown in broken lines in the drawing figures depict features that form no part of the claimed design.

1 Claim, 4 Drawing Sheets



(56)

References Cited

U.S. PATENT DOCUMENTS

D690,284 S 9/2013 Brennwald
 D690,680 S 10/2013 McManigal
 D690,682 S 10/2013 Iacovelli et al.
 D691,107 S 10/2013 Takeno
 D695,262 S * 12/2013 Starck D14/205
 D697,048 S 1/2014 Pavitsich
 D697,896 S 1/2014 Lee et al.
 D708,164 S * 7/2014 Ishikura D14/205
 D712,872 S 9/2014 Yuen
 D714,756 S 10/2014 Xiang et al.
 D717,276 S 11/2014 Zhou
 D717,766 S 11/2014 Mchatet
 D721,053 S 1/2015 Fujioka
 D722,997 S 2/2015 Lee et al.
 D727,288 S 4/2015 Yamasaki et al.
 D737,798 S 9/2015 Yoshimura
 D741,286 S 10/2015 Brennwald et al.
 D741,288 S * 10/2015 Galler D14/205
 D742,357 S * 11/2015 Chung D14/205
 D752,018 S 3/2016 Gondo
 D757,681 S 5/2016 Kuskin et al.
 D763,820 S 8/2016 Mchatet
 D780,154 S 2/2017 Jaynes
 D790,504 S 6/2017 Tam
 D800,092 S 10/2017 Paterson et al.
 D804,456 S 12/2017 Katopis
 D811,365 S * 2/2018 Czaniecki D14/205
 D829,686 S 10/2018 Davi et al.
 D831,000 S * 10/2018 Chong D14/206
 D840,370 S 2/2019 Kelly et al.
 D840,974 S 2/2019 Ferren et al.
 D843,349 S 3/2019 Burgess et al.

D843,970 S 3/2019 Ferren et al.
 D847,781 S 5/2019 Chen
 D864,157 S 10/2019 Hu
 10,455,314 B1 * 10/2019 Yang H04R 1/1008
 D868,028 S 11/2019 Paterson
 D875,068 S * 2/2020 Nagamine D14/205
 D876,392 S 2/2020 Zhou
 D878,327 S * 3/2020 Dhondt D14/205
 D880,450 S 4/2020 Liu
 D881,840 S * 4/2020 Chen D14/205
 D883,950 S 5/2020 Liu
 D889,432 S * 7/2020 Brunner D14/205
 D890,131 S 7/2020 Shen
 D891,398 S 7/2020 Chen
 D907,004 S * 1/2021 Zhou D14/206
 D909,988 S * 2/2021 Vaclavik D14/205
 D910,595 S 2/2021 Shen
 D918,171 S 5/2021 Nakayama et al.
 D918,867 S * 5/2021 Chong D14/205
 D923,600 S * 6/2021 Shibukawa D14/205
 D929,364 S 8/2021 Futo
 D931,831 S 9/2021 Liu
 D936,631 S * 11/2021 Qin D14/205
 D944,759 S * 3/2022 Vaclavik D14/205
 D944,761 S * 3/2022 Lee D14/205
 D946,551 S * 3/2022 Liu D14/205
 2014/0254854 A1 * 9/2014 Blonder H04R 1/1066
 381/371
 2016/0216943 A1 * 7/2016 Welti G06F 3/0488

FOREIGN PATENT DOCUMENTS

GB 9008032148-0001 * 7/2020
 WO WO-2009076649 A2 * 6/2009 H04R 1/1025

* cited by examiner

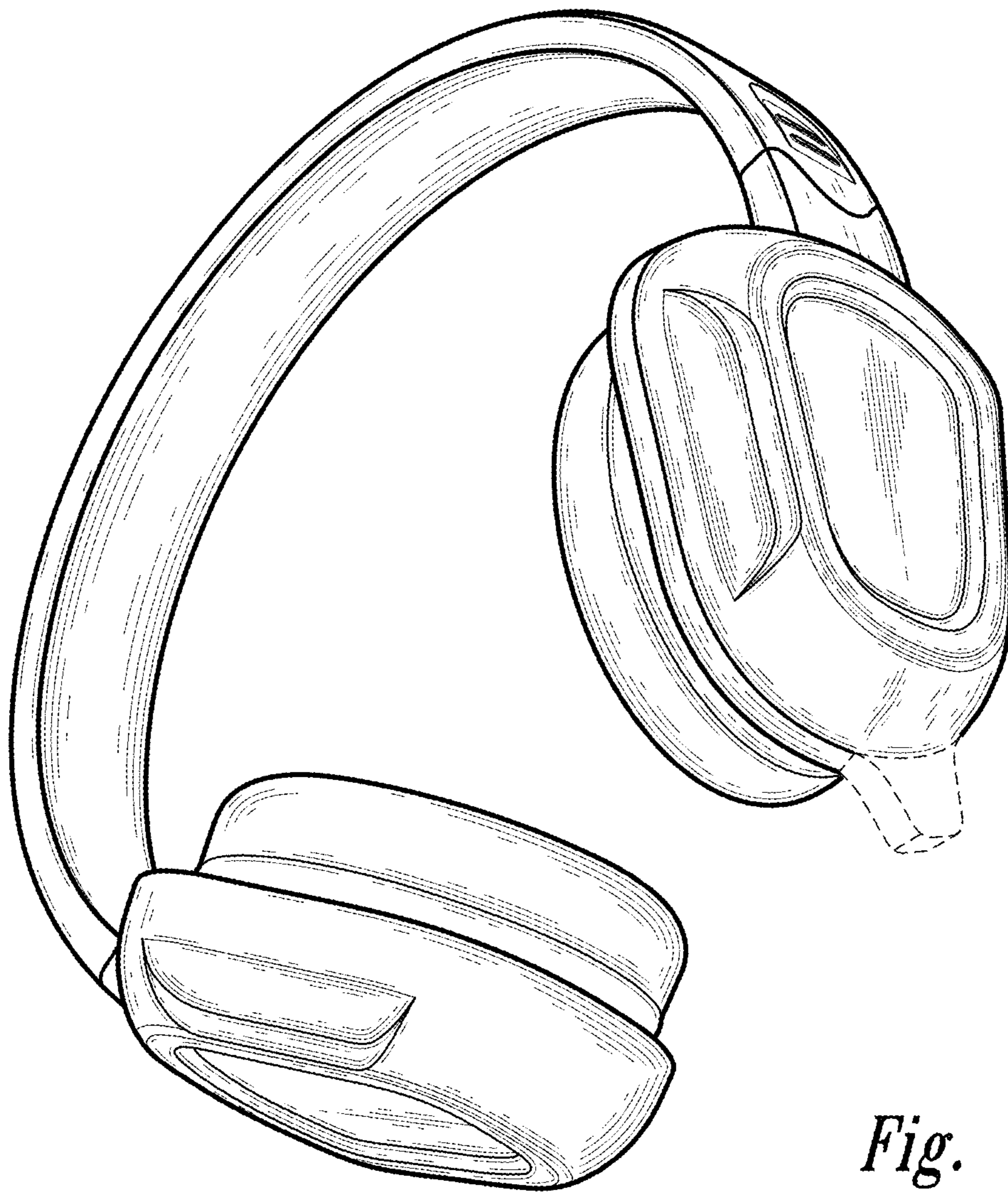


Fig. 1




Fig. 2

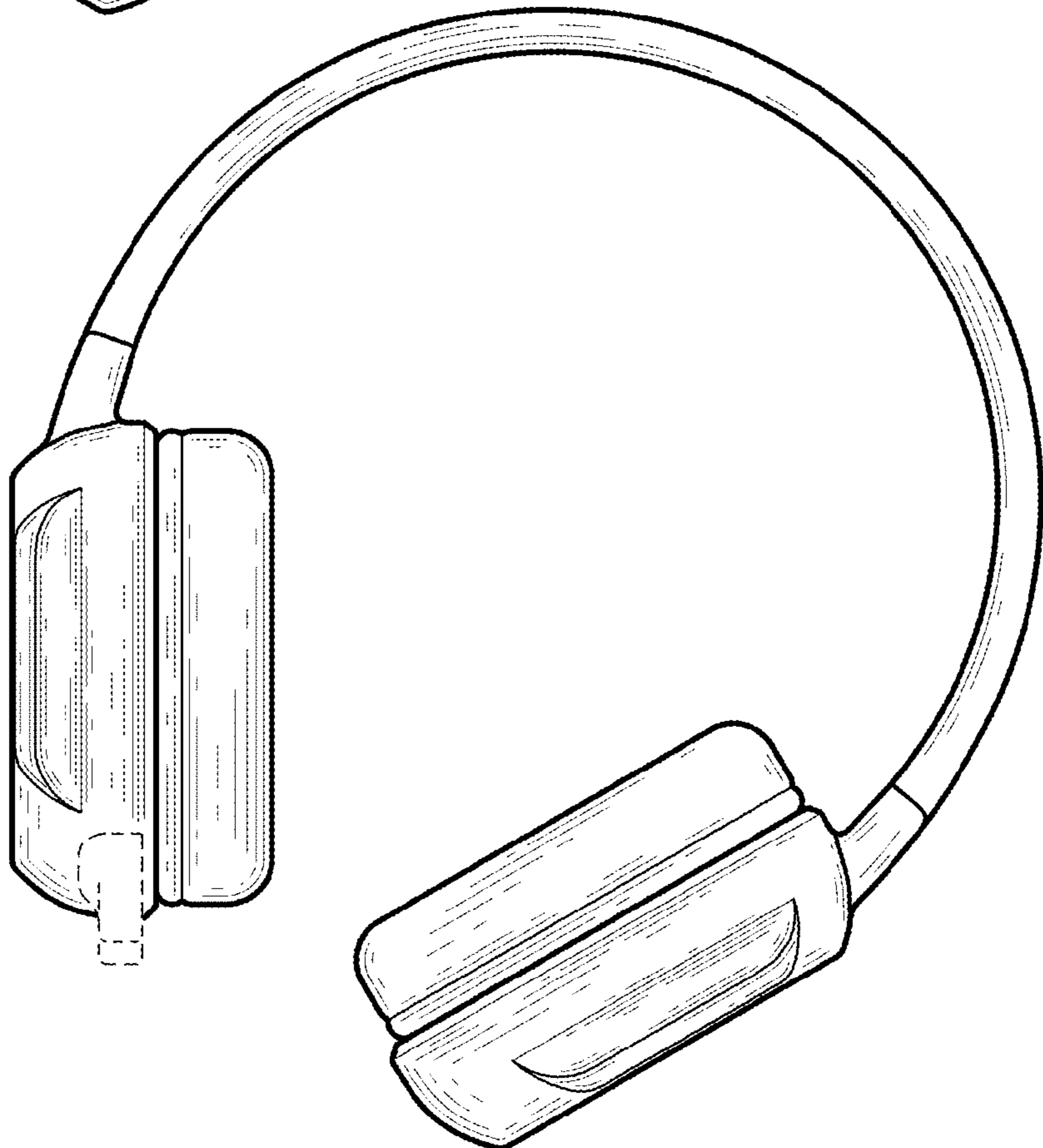


Fig. 3

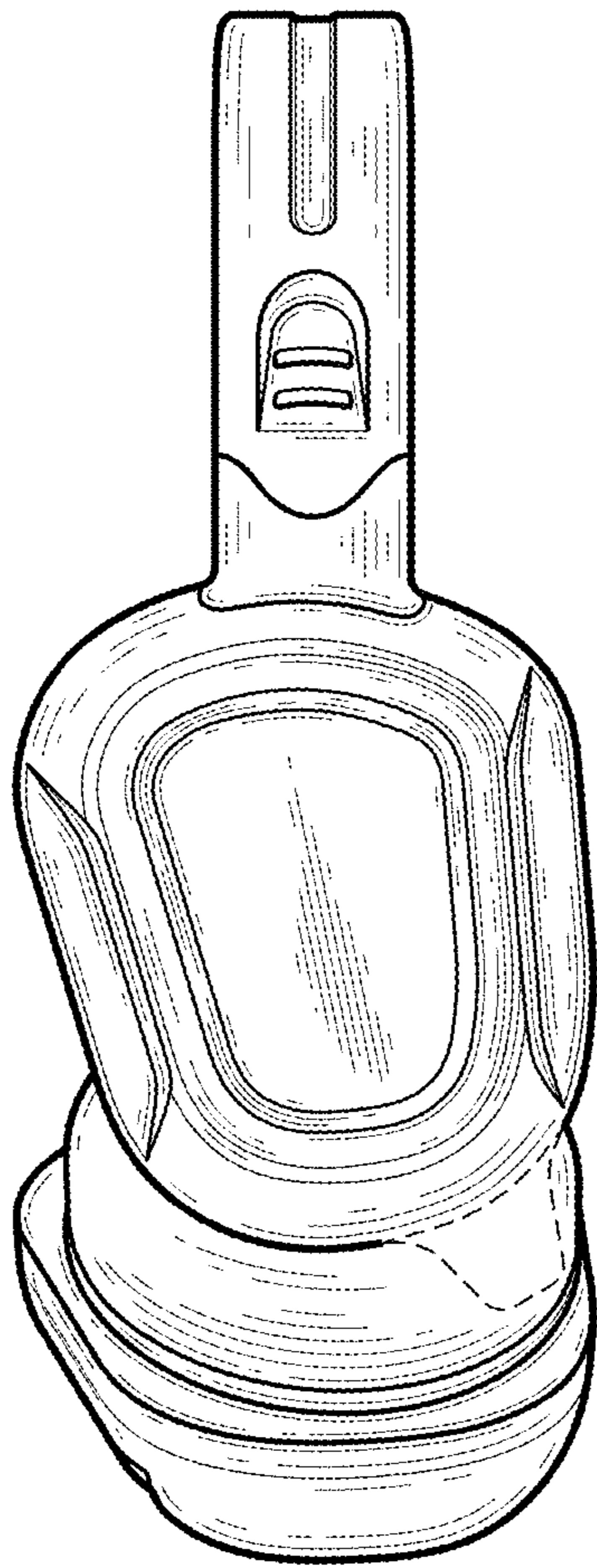


Fig. 4

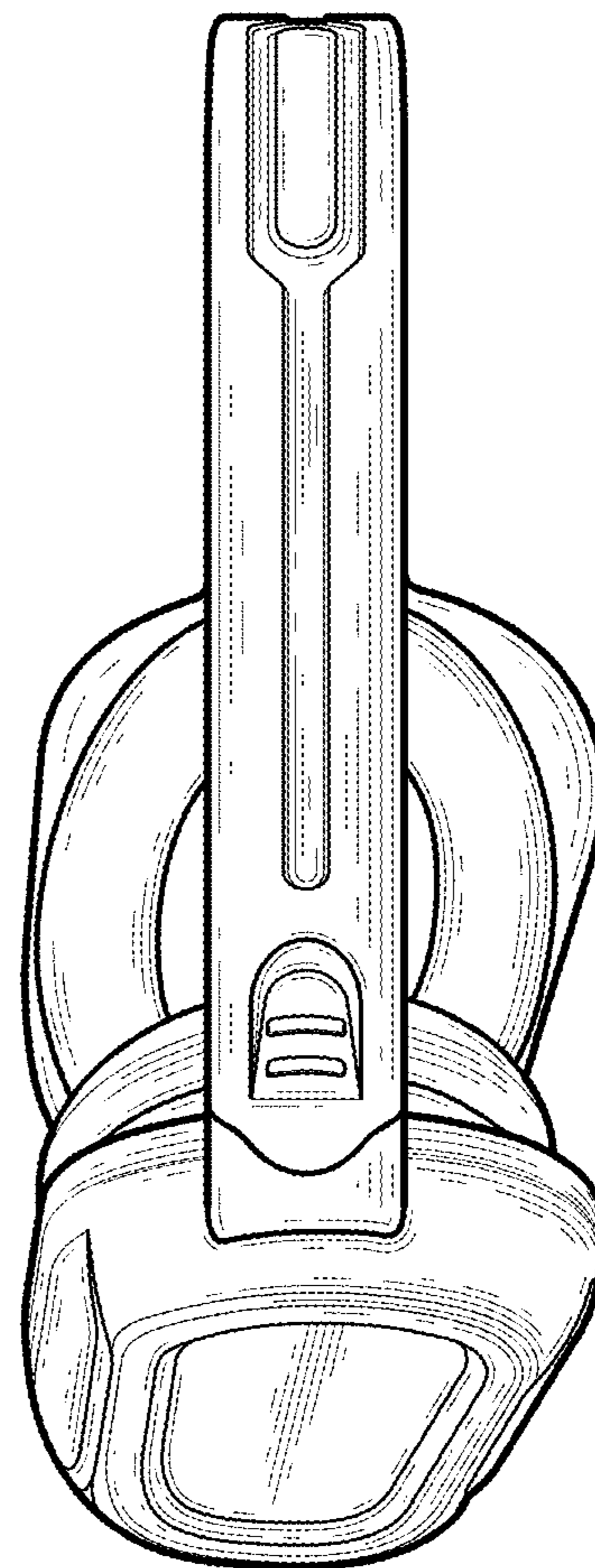


Fig. 5

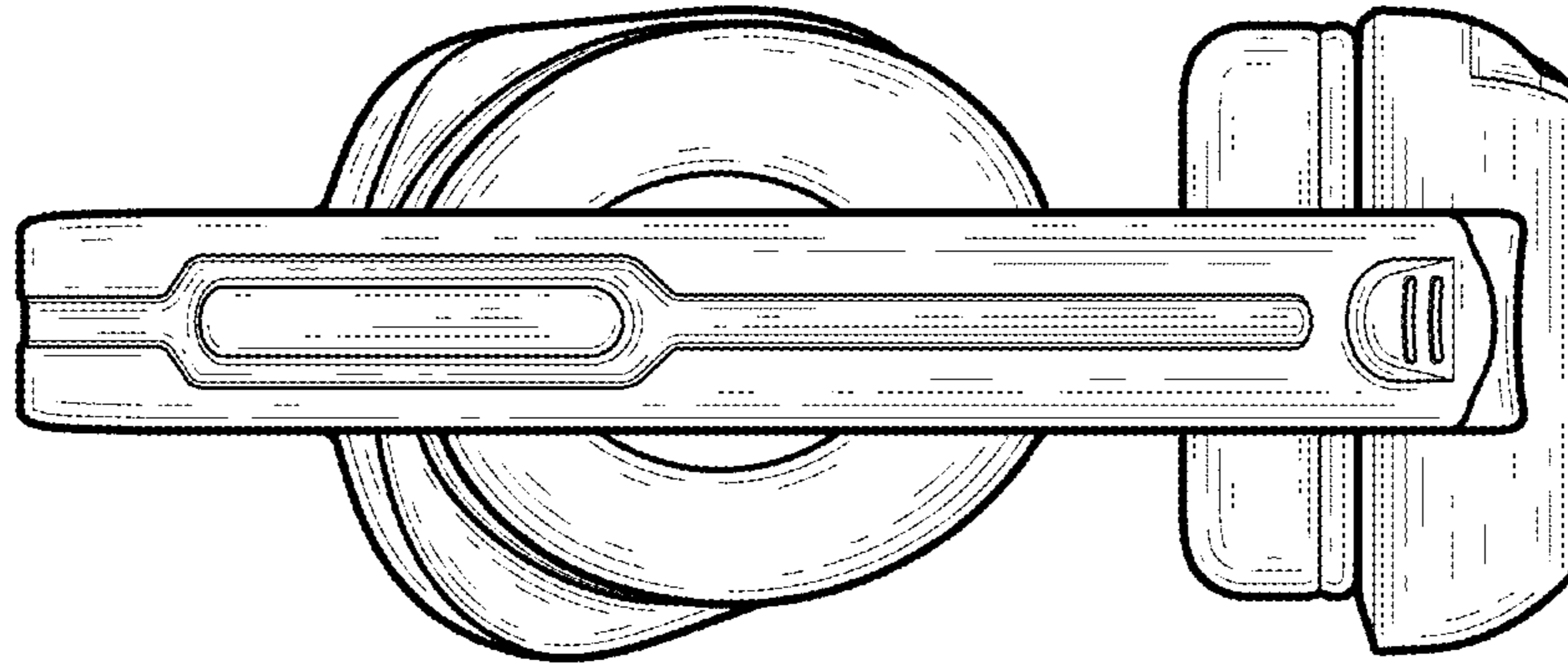


Fig. 6

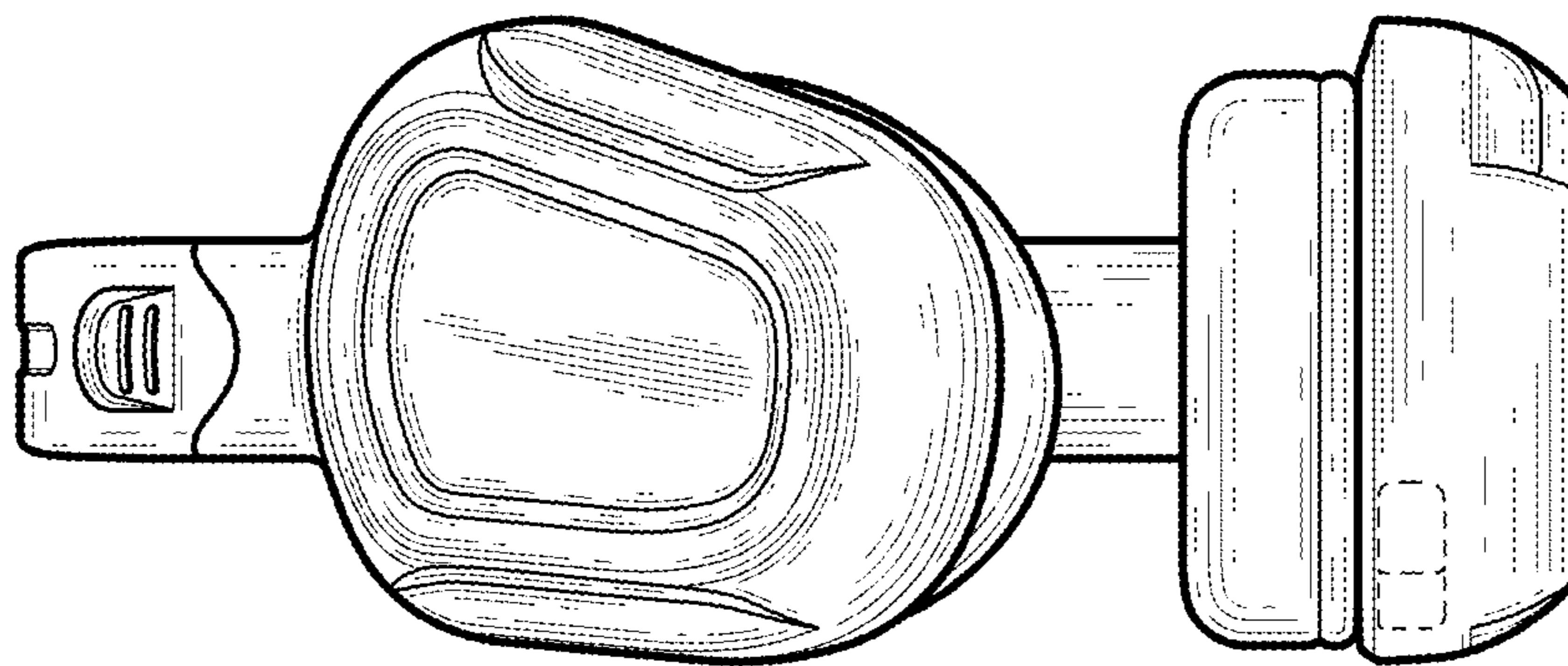


Fig. 7