

US00D962151S

(12) **United States Design Patent**
Neumann

(10) **Patent No.:** **US D962,151 S**

(45) **Date of Patent:** **** Aug. 30, 2022**

(54) **TIRE**

(71) Applicant: **Continental Reifen Deutschland GmbH**, Hannover (DE)

(72) Inventor: **Marcel Neumann**, Hannover (DE)

(73) Assignee: **Continental Reifen Deutschland GmbH**, Hannover (DE)

(**) Term: **15 Years**

(21) Appl. No.: **29/744,404**

(22) Filed: **Jul. 29, 2020**

(30) **Foreign Application Priority Data**

Jan. 30, 2020 (EM) 007571765

(51) **LOC (13) Cl.** **12-15**

(52) **U.S. Cl.**
USPC **D12/521**

(58) **Field of Classification Search**
USPC D12/500-532, 604
CPC Y10T 152/10027; B60C 1/0016; B60C 11/0306; B60C 11/0302; B60C 3/06; B60C 9/17
See application file for complete search history.

(56) **References Cited**

U.S. PATENT DOCUMENTS

D432,956 S * 10/2000 Ricquet D12/521
D586,726 S * 2/2009 Baumard D12/523

D709,434 S * 7/2014 Kato D12/521
D780,091 S * 2/2017 Colletti D12/521
D805,023 S * 12/2017 Hayashi D12/532
D806,003 S * 12/2017 Pribula D12/521
D811,989 S * 3/2018 Kim D12/521
D869,382 S * 12/2019 Speziari D12/521
D883,902 S * 5/2020 Nummi D12/521
D887,342 S * 6/2020 Moia D12/521
D908,596 S * 1/2021 Kwak D12/517
D914,583 S * 3/2021 Qin D12/521
D940,642 S * 1/2022 Pribula D12/588

* cited by examiner

Primary Examiner — John A Voytek

(74) *Attorney, Agent, or Firm* — Laurence A. Greenberg; Werner H. Stemer; Ralph E. Locher

(57) **CLAIM**

The ornamental design for a tire, as shown and described.

DESCRIPTION

FIG. 1 is a left side elevation view of the tire showing my new invention;
FIG. 2 is a front perspective view thereof;
FIG. 3 is a right side elevation view thereof;
FIG. 4 is a top elevation view thereof;
FIG. 5 is an enlarged partial top elevation view thereof; and,
FIG. 6 is an enlarged partial top elevation view thereof.
The dashed lines in the drawings are used for demarcation to indicate where enlarged fragmentary views originate, but the dashed subject matter does not form a part of the claimed invention.

1 Claim, 6 Drawing Sheets






FIG. 1



FIG.2



FIG. 3



FIG. 4




FIG. 5




FIG. 6