



US00D962138S

(12) **United States Design Patent** (10) **Patent No.:** **US D962,138 S**
Minol (45) **Date of Patent:** **** Aug. 30, 2022**

(54) **VEHICLE FENDER VENT**
(71) Applicant: **JAGUAR LAND ROVER LIMITED**,
Coventry (GB)
(72) Inventor: **Patrice Minol**, Coventry (GB)
(73) Assignee: **JAGUAR LAND ROVER LIMITED**,
Coventry (GB)

(**) Term: **15 Years**

(21) Appl. No.: **29/743,834**

(22) Filed: **Jul. 24, 2020**

(30) **Foreign Application Priority Data**

Jan. 24, 2020 (EM) 007552955-0008

(51) **LOC (13) Cl.** **12-16**

(52) **U.S. Cl.**
USPC **D12/190**

(58) **Field of Classification Search**
USPC D12/114, 163, 164, 166, 167, 169, 171,
D12/172, 173, 181, 190, 191, 196, 216,
D12/400, 86, 88, 91, 92, 90, 93
CPC B60R 19/52; B60K 11/00; B60K 11/08;
B62D 25/08; B62B 9/16
See application file for complete search history.

(56) **References Cited**

U.S. PATENT DOCUMENTS

D659,059 S * 5/2012 Elmitt D12/190
D748,548 S * 2/2016 Battams D12/190
D763,152 S * 8/2016 Frascella D12/190

D773,963 S * 12/2016 Battams D12/163
D784,887 S * 4/2017 Woolley D12/196
D788,659 S * 6/2017 Jelec D12/173
D807,264 S * 1/2018 Henstridge D12/190
D808,316 S * 1/2018 Piscitelli D12/190
D837,699 S * 1/2019 Austin D12/163
D882,472 S * 4/2020 Goodrich D12/190
D894,070 S * 8/2020 Patel D12/190
D899,323 S * 10/2020 Wiltshire D12/164
D916,636 S * 4/2021 Grand D12/190

* cited by examiner

Primary Examiner — Susan E Krakower

Assistant Examiner — Jerry Shiuan-Hua Hsu

(74) *Attorney, Agent, or Firm* — Reising Ethington P.C.

(57) **CLAIM**

The ornamental design for a vehicle fender vent, as shown and described.

DESCRIPTION

FIG. 1 is a front and right side perspective view of a vehicle fender vent, showing my new design, the left side vehicle fender vent being a mirror image thereof;

FIG. 2 is a front view thereof;

FIG. 3 is a right side view thereof, shown enlarged for ease of illustration;

FIG. 4 is a left side view thereof, shown enlarged for ease of illustration;

FIG. 5 is a top view thereof;

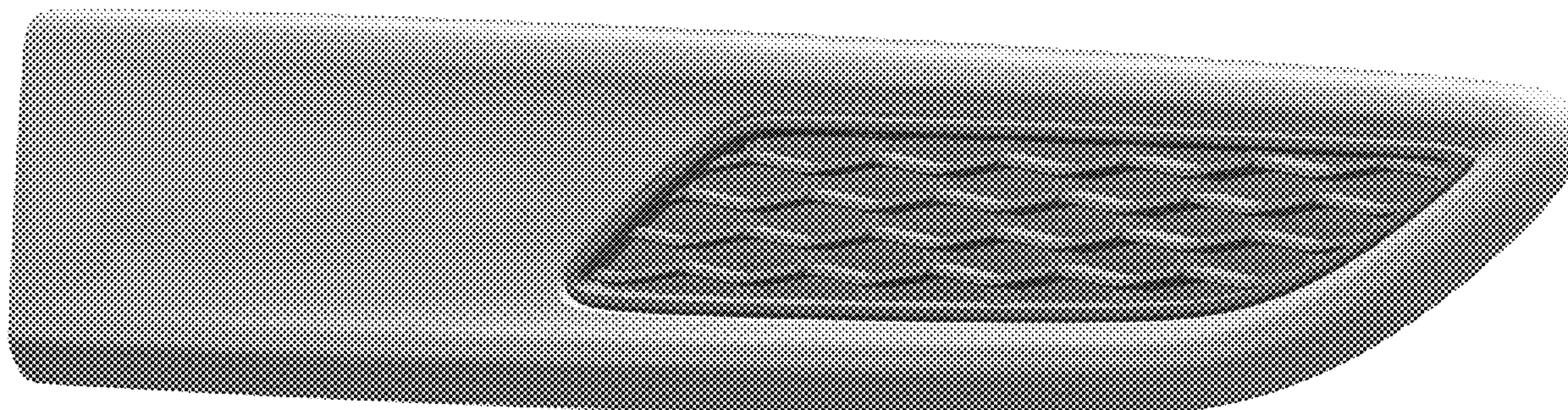
FIG. 6 is a bottom view thereof;

FIG. 7 is a rear and side perspective view thereof; and,

FIG. 8 is a rear view thereof.

The broken lines illustrate portions of the vehicle fender vent that form no part of the claimed design.

1 Claim, 8 Drawing Sheets



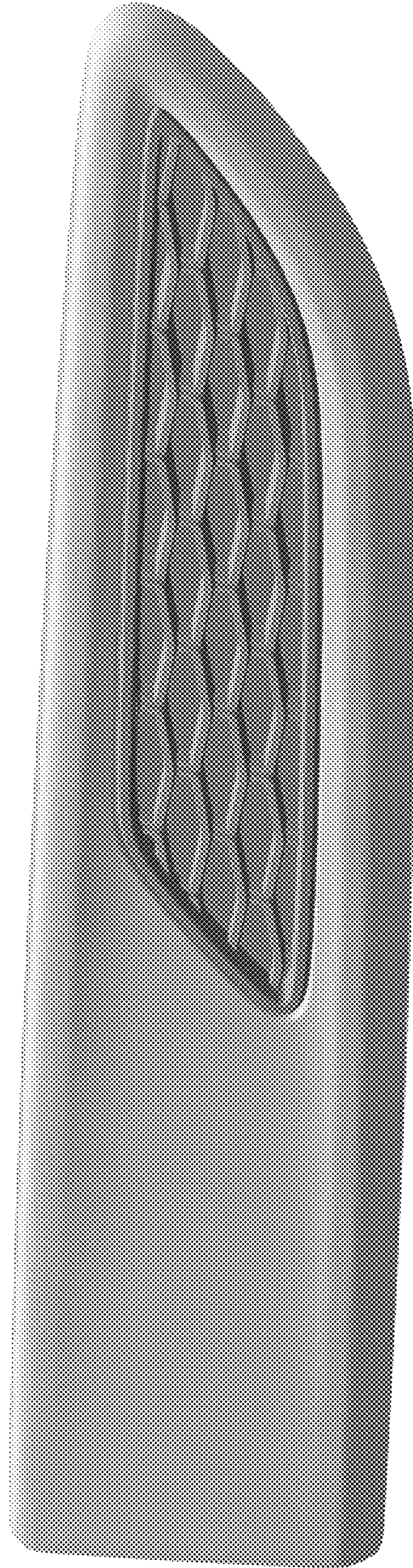


FIG. 1

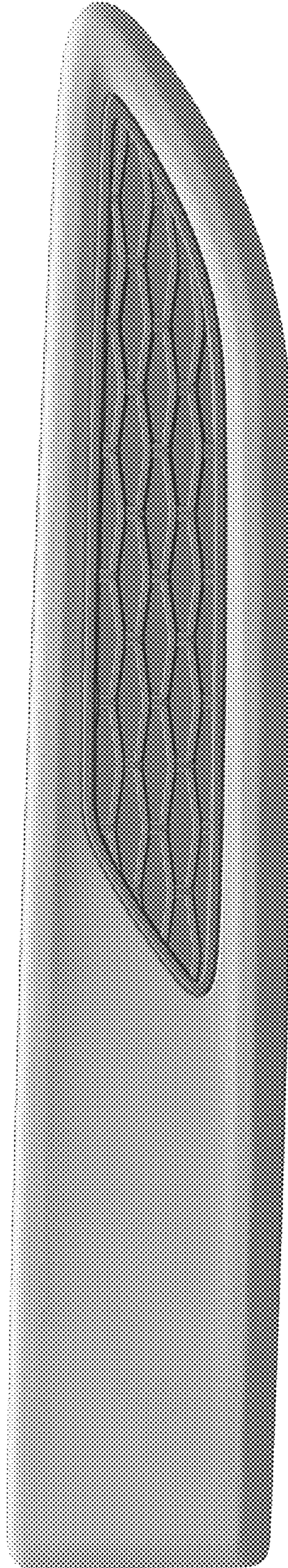


FIG. 2

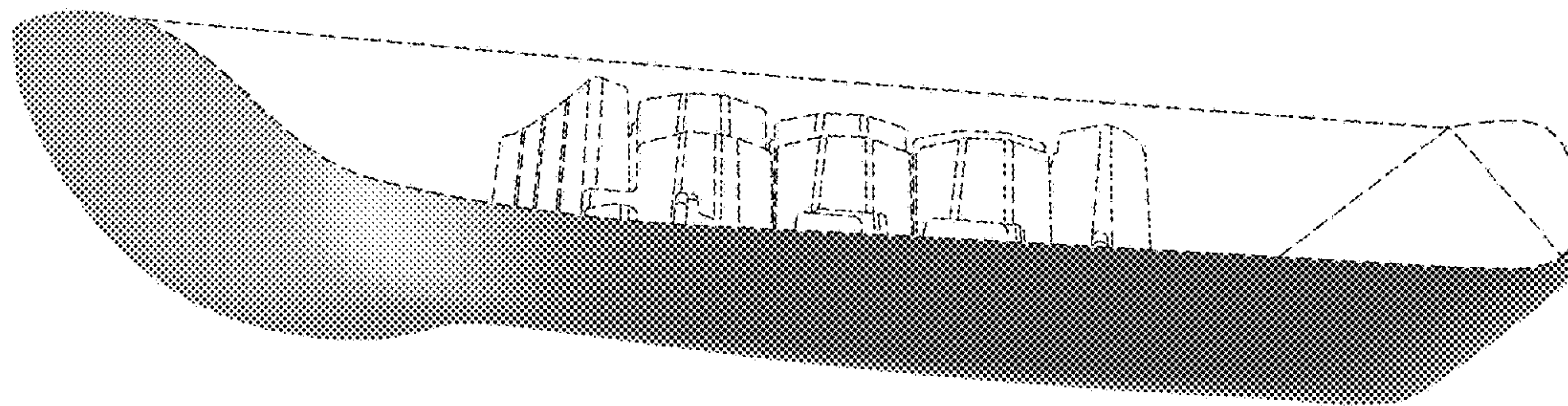


FIG. 3

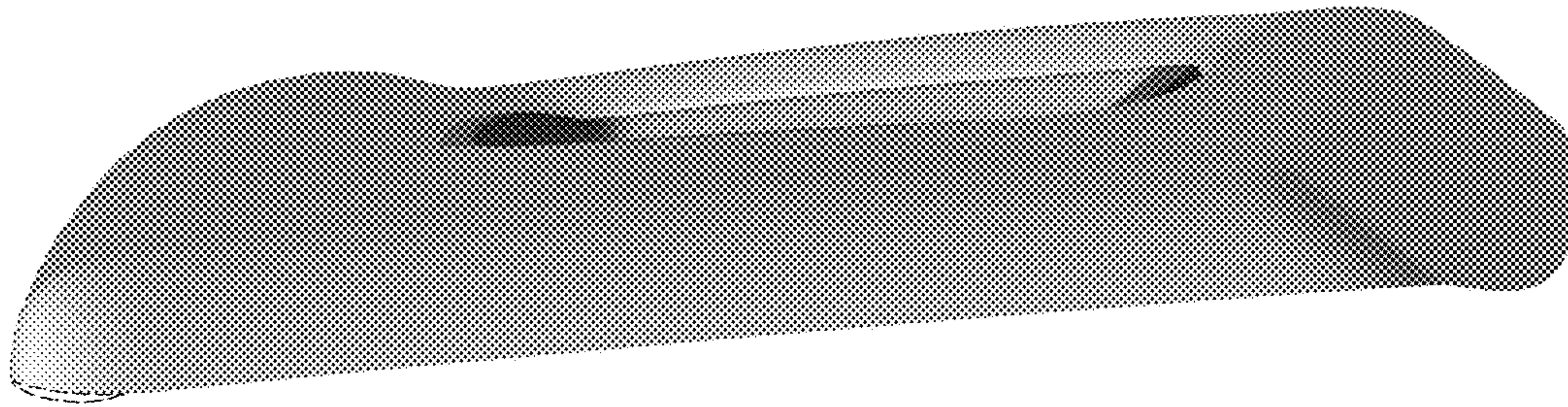


FIG. 4




FIG. 5




FIG. 6

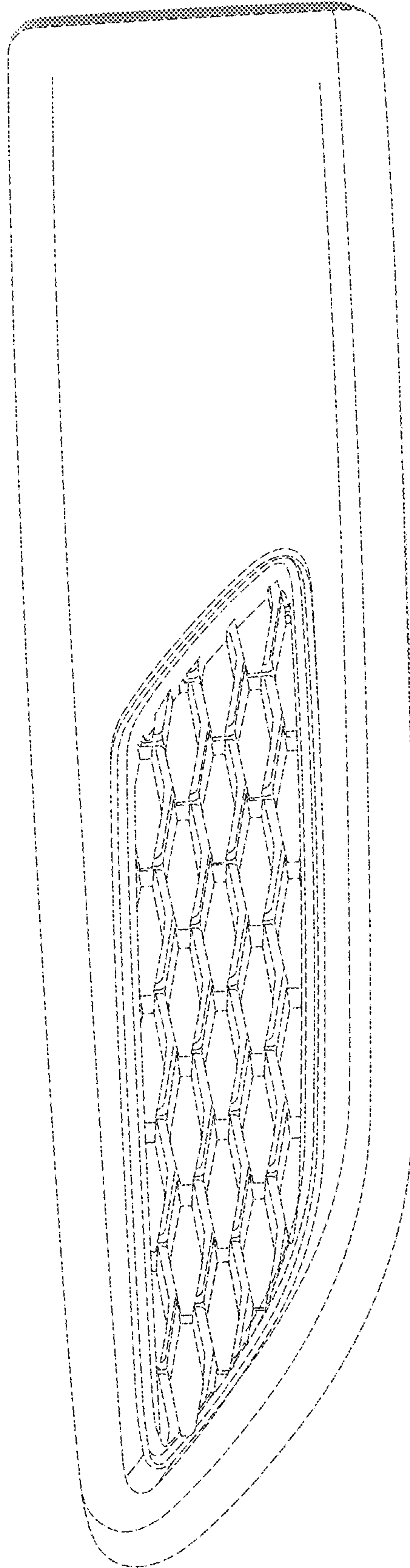


FIG. 7

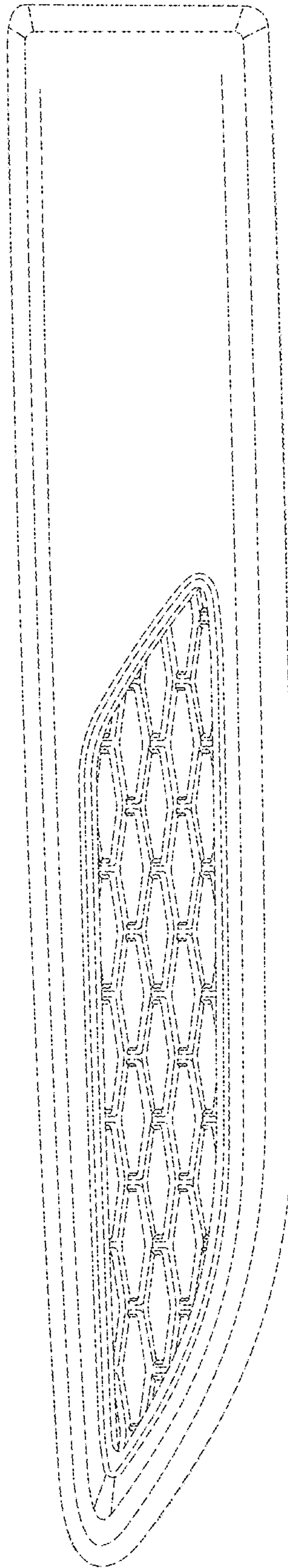


FIG. 8