



US00D962116S

(12) **United States Design Patent** (10) **Patent No.:** **US D962,116 S**  
**Ding** (45) **Date of Patent:** **\*\* Aug. 30, 2022**

(54) **SOLAR DECORATION**

OTHER PUBLICATIONS

(71) Applicant: **QUANZHOU MR. GARDEN ARTS & CRAFTS CO., LTD.**, Fujian (CN)  
(72) Inventor: **Lang Ding**, Fujian (CN)  
(\*\*) Term: **15 Years**  
(21) Appl. No.: **29/785,615**  
(22) Filed: **May 26, 2021**  
(51) **LOC (13) Cl.** ..... **11-02**  
(52) **U.S. Cl.**  
USPC ..... **D11/158**  
(58) **Field of Classification Search**  
USPC ..... D11/158, 134, 135, 131, 100, 82, 52;  
D21/617; D26/7, 98  
See application file for complete search history.

Garden Statue Cat Figurine via amazon.com, available Apr. 28, 2021, [online], [site visited Mar. 12, 2022]. Available from internet, URL: [https://www.amazon.com/Garden-Statue-Cat-Figurine-Decorations/dp/B093QF5SMV/ref=psdc\\_14008351\\_t1\\_B093Y7Z7BJ](https://www.amazon.com/Garden-Statue-Cat-Figurine-Decorations/dp/B093QF5SMV/ref=psdc_14008351_t1_B093Y7Z7BJ) (Year: 2021).\*  
Antique Finish Cat with Solar Butterfly Garden Statue via amazon.com, available Jul. 22, 2019, [online], [site visited Mar. 12, 2022]. Available from internet, URL: <https://www.amazon.com/dp/B07VFZ6YGB/ref> (Year: 2019).\*

\* cited by examiner

*Primary Examiner* — W. A. Teddy Falloway

(57) **CLAIM**

The ornamental design for a solar decoration, as shown and described.

**DESCRIPTION**

(56) **References Cited**

U.S. PATENT DOCUMENTS

D155,702 S	*	10/1949	Ganine	.....	D21/617
D217,920 S	*	6/1970	Winton	.....	D21/617
D261,253 S	*	10/1981	Carbajales Santa-Eulalia	.....	D11/158
D276,325 S	*	11/1984	Carbajales Santa-Eulalia	.....	D11/158
D276,640 S		12/1984	Paczko		
D329,117 S	*	9/1992	Kesdekoglu	.....	D1/107
D356,000 S	*	3/1995	Henrick	.....	D34/4
D570,929 S		6/2008	Gibson		
D599,927 S	*	9/2009	van der Lande	.....	D26/47
D609,605 S	*	2/2010	Jette	.....	D11/158
D759,768 S	*	6/2016	Stewart	.....	D21/617

FIG. 1 is a front, right, and top perspective view of a solar decoration, showing my design.  
FIG. 2 is a rear, left, and top perspective view thereof.  
FIG. 3 is a front, left, and bottom perspective view thereof.  
FIG. 4 is a rear, right, and bottom perspective view thereof.  
FIG. 5 is a front elevation view thereof.  
FIG. 6 is a rear elevation view thereof.  
FIG. 7 is a left side elevation view thereof.  
FIG. 8 is a right side elevation view thereof.  
FIG. 9 is a top plan view thereof; and,  
FIG. 10 is a bottom plan view thereof.

**1 Claim, 10 Drawing Sheets**







FIG. 1





FIG. 2





FIG. 3




FIG. 4



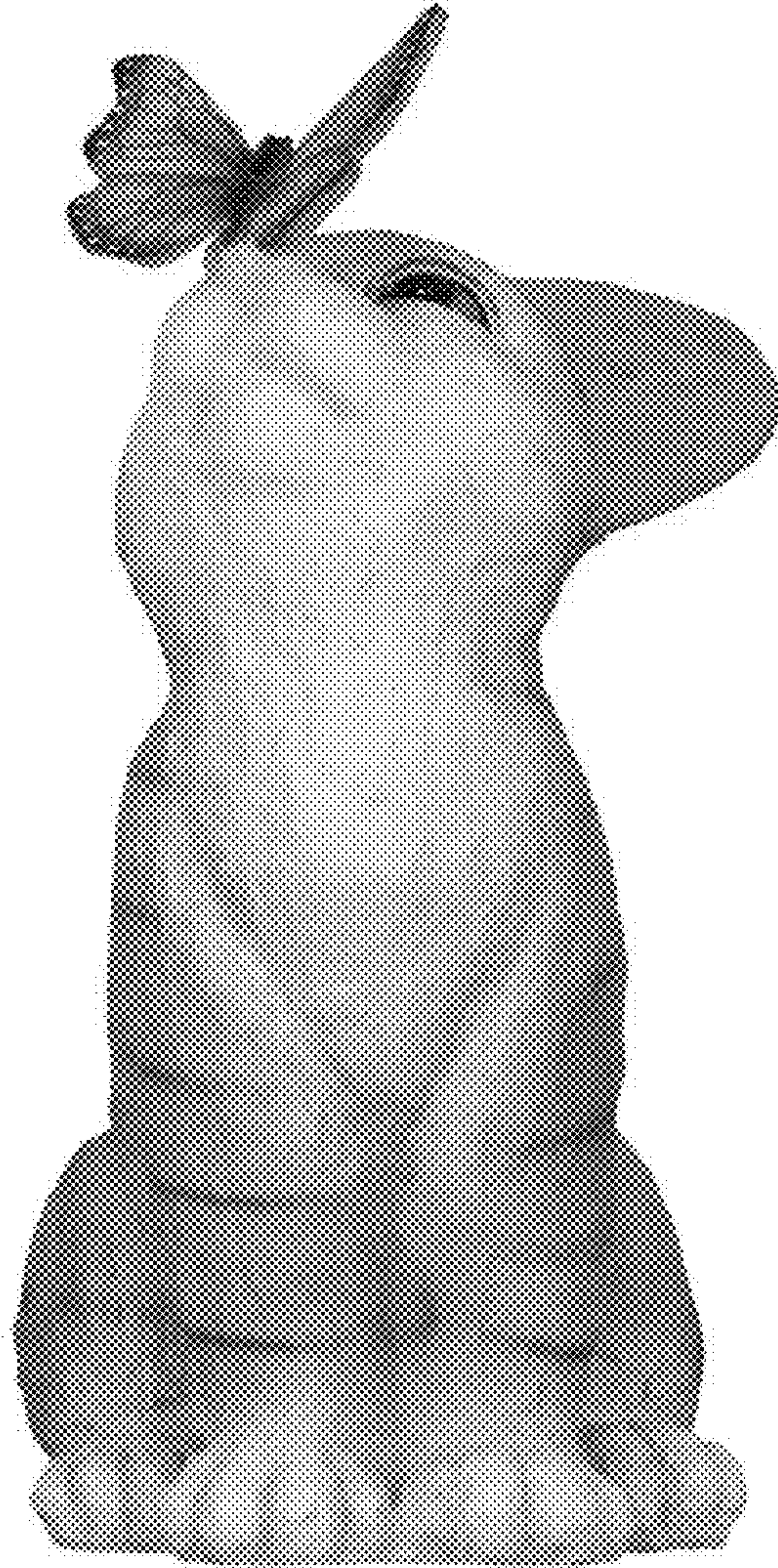


FIG. 5

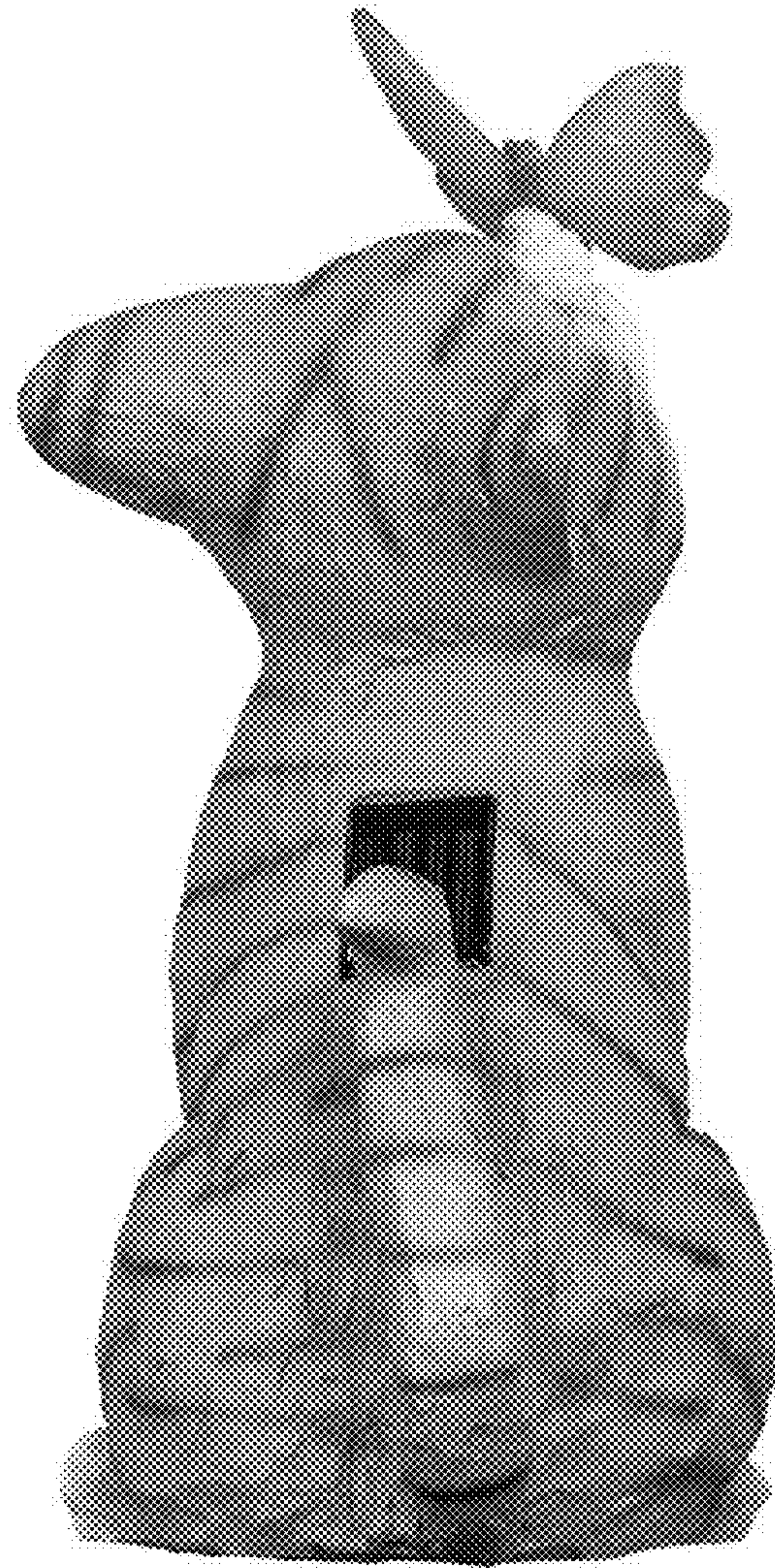


FIG. 6





FIG. 7





FIG. 8



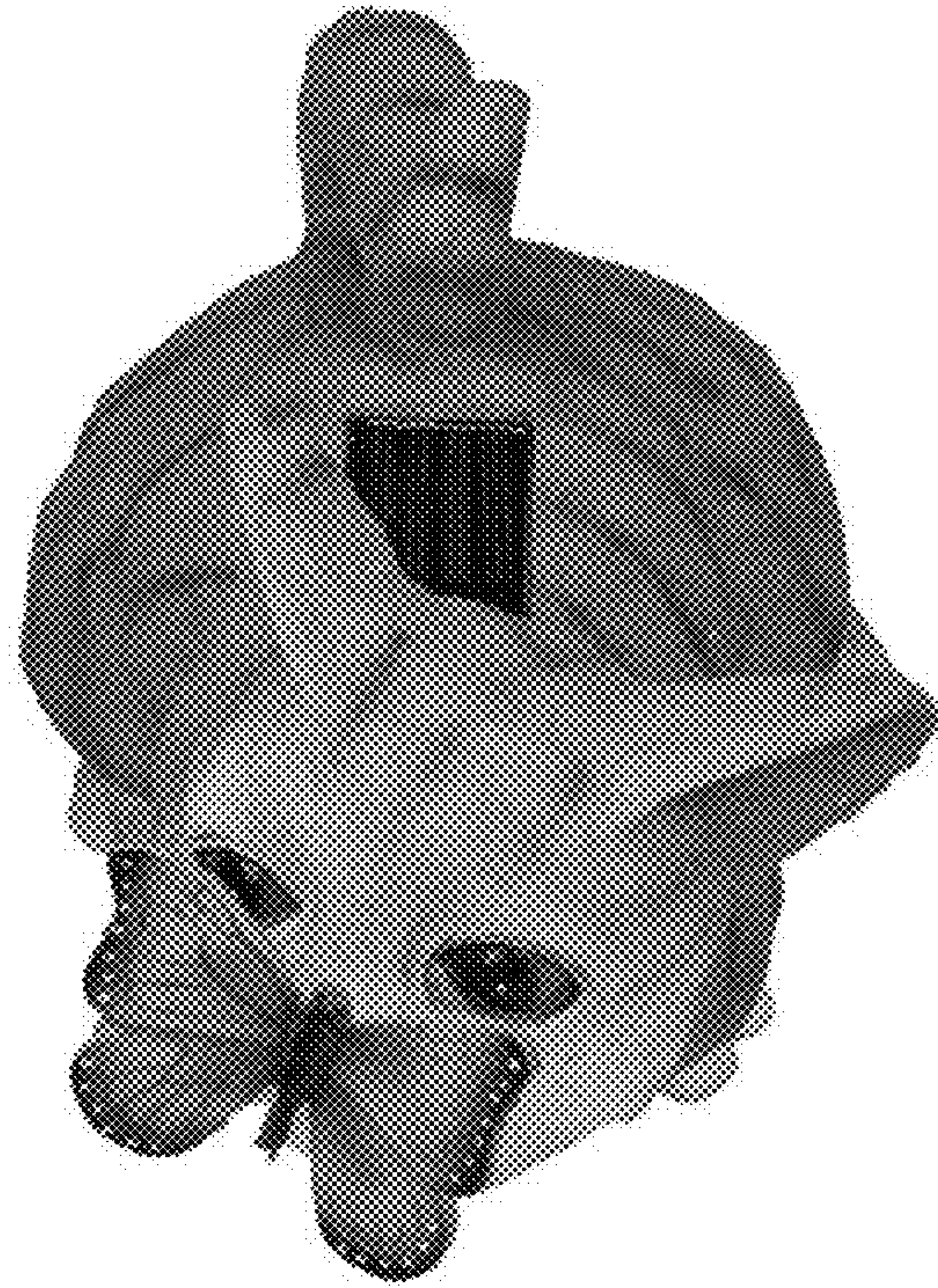


FIG. 9






FIG. 10