

US00D962113S

(12) **United States Design Patent** (10) **Patent No.:** **US D962,113 S**
She (45) **Date of Patent:** **** Aug. 30, 2022**

(54) **RING**
(71) Applicant: **SHENZHEN HAO TENG ELECTRONIC COMMERCE CO., LTD**, Shenzhen (CN)
(72) Inventor: **Yuhe She**, Shenzhen (CN)
(73) Assignee: **SHENZHEN HAO TENG ELECTRONIC COMMERCE CO., LTD**, Shenzhen (CN)

D520,897 S * 5/2006 Sandberg D11/34
D525,555 S * 7/2006 Sandberg D11/34
D525,556 S * 7/2006 Sandberg D11/34
D562,173 S * 2/2008 Hardy D11/4
D659,045 S * 5/2012 Fillon D11/34
D679,214 S * 4/2013 Huskinson D11/26
D690,220 S * 9/2013 Huskinson D11/26
D691,061 S * 10/2013 Huskinson D11/26
D780,016 S * 2/2017 Yatsugi-Kang D11/34
D780,017 S * 2/2017 Yatsugi-Kang D11/34
D780,018 S * 2/2017 Rivière D11/34
D780,020 S * 2/2017 Rivière D11/34

(Continued)

(**) Term: **15 Years**

OTHER PUBLICATIONS

(21) Appl. No.: **29/792,250**
(22) Filed: **Mar. 15, 2022**
(51) **LOC (13) Cl.** **11-01**
(52) **U.S. Cl.**
USPC **D11/34**
(58) **Field of Classification Search**
USPC D11/3, 4, 16, 26-39, 91, 92
CPC A44C 9/00; A44C 9/0007; A44C 9/0014;
A44C 9/0023; A44C 9/003; A44C
9/0038; A44C 9/0046; A44C 9/0053;
A44C 9/0061; A44C 9/0069; A44C
9/0076; A44C 9/0084; A44C 9/0092;
A44C 9/02; A44C 17/0258; A44C
17/0266; A44C 17/0275; A44C 17/0283;
A44C 17/02; A44C 17/0208; A44C
17/0216; A44C 17/0225; A44C 17/0233;
A44C 17/0241; A44C 17/025; A44C
17/0288; A44C 17/0291
See application file for complete search history.

[Online] "Newshe solid . . ." <https://www.aliexpress.com/item/3256802479861236.html?gatewayAdapt=4itemAdapt>. Retrieved Jul. 14, 2022.*

(Continued)

Primary Examiner — Melanie Pellegrini

(57) **CLAIM**

The ornamental design for a ring, as shown and described.

DESCRIPTION

The patent or application file contains at least one drawing executed in color. Copies of this patent or patent application publication with color drawing(s) will be provided by the Office upon request and payment of the necessary fee.

FIG. 1 is a perspective view of a ring showing my new design;
FIG. 2 is another perspective view thereof;
FIG. 3 is a front view thereof;
FIG. 4 is a rear view thereof;
FIG. 5 is a left side view thereof;
FIG. 6 is a right side view thereof;
FIG. 7 is a top view thereof; and,
FIG. 8 is a bottom view thereof.

(56) **References Cited**

U.S. PATENT DOCUMENTS

2,177,314 A * 10/1939 Von Dachenhausen
A44C 9/0023
63/15.4
D247,101 S * 1/1978 Durante D11/27

1 Claim, 8 Drawing Sheets
(8 of 8 Drawing Sheet(s) Filed in Color)



(56)

References Cited

U.S. PATENT DOCUMENTS

D830,220 S * 10/2018 Hardy D11/26
D832,131 S * 10/2018 Hu D11/4
D842,751 S * 3/2019 Hardy D11/26
D853,880 S 7/2019 Williams et al.
D895,473 S 9/2020 Javaheri
D909,229 S * 2/2021 Williams D11/4
D934,104 S * 10/2021 Messika D11/34
2017/0055647 A1 * 3/2017 Samanta A44C 17/0208

OTHER PUBLICATIONS

[Online] "Sheloves. womens 925 . . ." <https://www.amazon.com/SHELOVES-Womens-Sterling-Enhancer-Infinity/dp/B094XVJVJC> Retrieved Jul. 14, 2022.*

* cited by examiner



FIG. 1



FIG. 2




FIG. 3




FIG. 4




FIG. 5




FIG. 6




FIG. 7




FIG. 8