

US00D962103S

(12) **United States Design Patent** (10) **Patent No.:** **US D962,103 S**
Makarychev (45) **Date of Patent:** **** Aug. 30, 2022**

(54) **BEACON**

FOREIGN PATENT DOCUMENTS

(71) Applicant: **Averia Electronics, Inc.**, New York, NY (US)

CN 201730508044 * 6/2018
CN 202130175970.6 * 11/2021
CN 202130472892.6 * 2/2022
HK 2117911.6 * 9/2021

(72) Inventor: **Yury Makarychev**, Volgograd (RU)

(**) Term: **15 Years**

OTHER PUBLICATIONS

(21) Appl. No.: **29/756,429**

Averia Beacon, publish date unknown on Averia.com, retrieved from the internet Jun. 27, 2022. <URL:https://averia.com/beacon> (Year: 2022).*

(22) Filed: **Oct. 28, 2020**

(51) **LOC (13) Cl.** **10-05**

* cited by examiner

(52) **U.S. Cl.**

USPC **D10/114.2**

(58) **Field of Classification Search**

USPC D10/104.1, 106.1–106.5, 106.7–106.9, D10/106.95, 109.1–109.2, 110, 111, D10/114.1–114.8; D12/190, 401, 406, D12/412, 414; D13/165; D16/202–203, D16/214–215; D26/28, 35–36, 52, 72, D26/102, 104, 118–119, 120, 122

Primary Examiner — Joseph Kukella

Assistant Examiner — Heather Ann Laaveg Wencil

(74) *Attorney, Agent, or Firm* — Ellenoff Grossman & Schole LLP; James M. Smedley; Alex Korona

CPC F21W 2102/00–40; F21W 2103/00–60; A42B 3/0433; A42B 3/044

See application file for complete search history.

(57) **CLAIM**

I claim the ornamental design for a beacon, as shown and described.

(56) **References Cited**

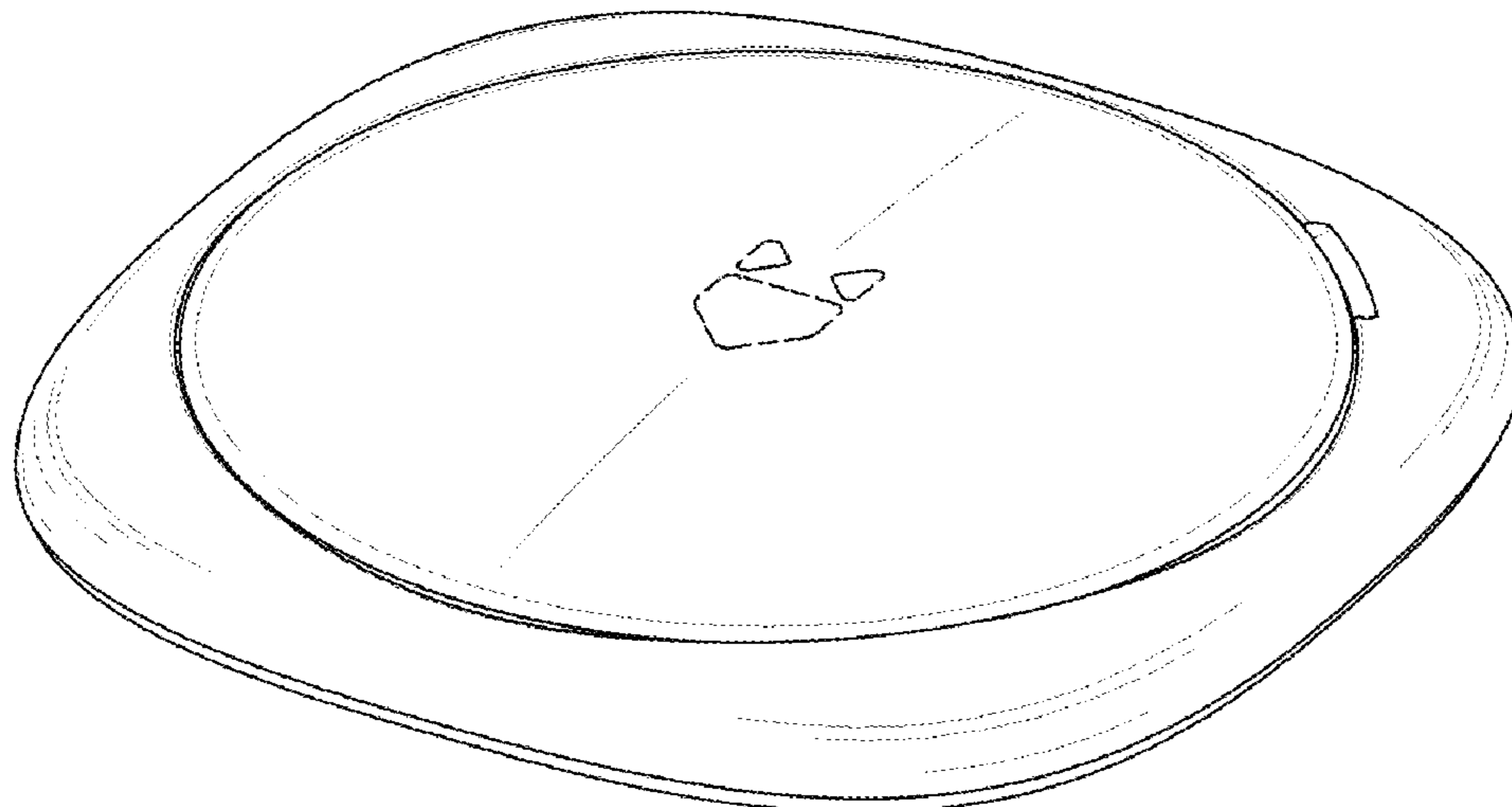
DESCRIPTION

U.S. PATENT DOCUMENTS

D628,573 S	*	12/2010	Wang	D14/356
D637,189 S	*	5/2011	Hemming	D14/385
D655,263 S	*	3/2012	Tsai	D14/125
D689,451 S	*	9/2013	Shimonishi	D13/180
D722,697 S	*	2/2015	Moon	D24/169
D724,462 S	*	3/2015	Bould	D10/106.2
D726,924 S	*	4/2015	Tseng	D24/186
D777,331 S	*	1/2017	Jayalath	D14/344
D814,463 S	*	4/2018	Haigh	D24/169
D820,123 S	*	6/2018	Chou	D10/70
D835,085 S	*	12/2018	Burmeister-Brown	D14/240
D850,371 S	*	6/2019	Yun	D13/108
D857,635 S	*	8/2019	Prevoteau	D13/162
D871,407 S	*	12/2019	Isaacs	D14/385
D876,356 S	*	2/2020	Tanaka	D13/123
D883,965 S	*	5/2020	Huang	D14/240
D883,968 S	*	5/2020	Chalko	D14/242

FIG. 1 is a top perspective view showing the beacon; FIG. 2 is a bottom perspective view thereof; FIG. 3 is a top view thereof; FIG. 4 is a bottom view thereof; FIG. 5 is a front view thereof, which is a mirror image of the right-side view thereof; FIG. 6 is a left-side view thereof; and, FIG. 7 is a rear view thereof. The broken lines in the drawings are for the purpose of illustrating unclaimed portions of the beacon and form no part of the claimed design. The shading lines shown in the drawings represent the approximate three-dimensional contour of the design, and are not intended to indicate surface decoration.

1 Claim, 2 Drawing Sheets



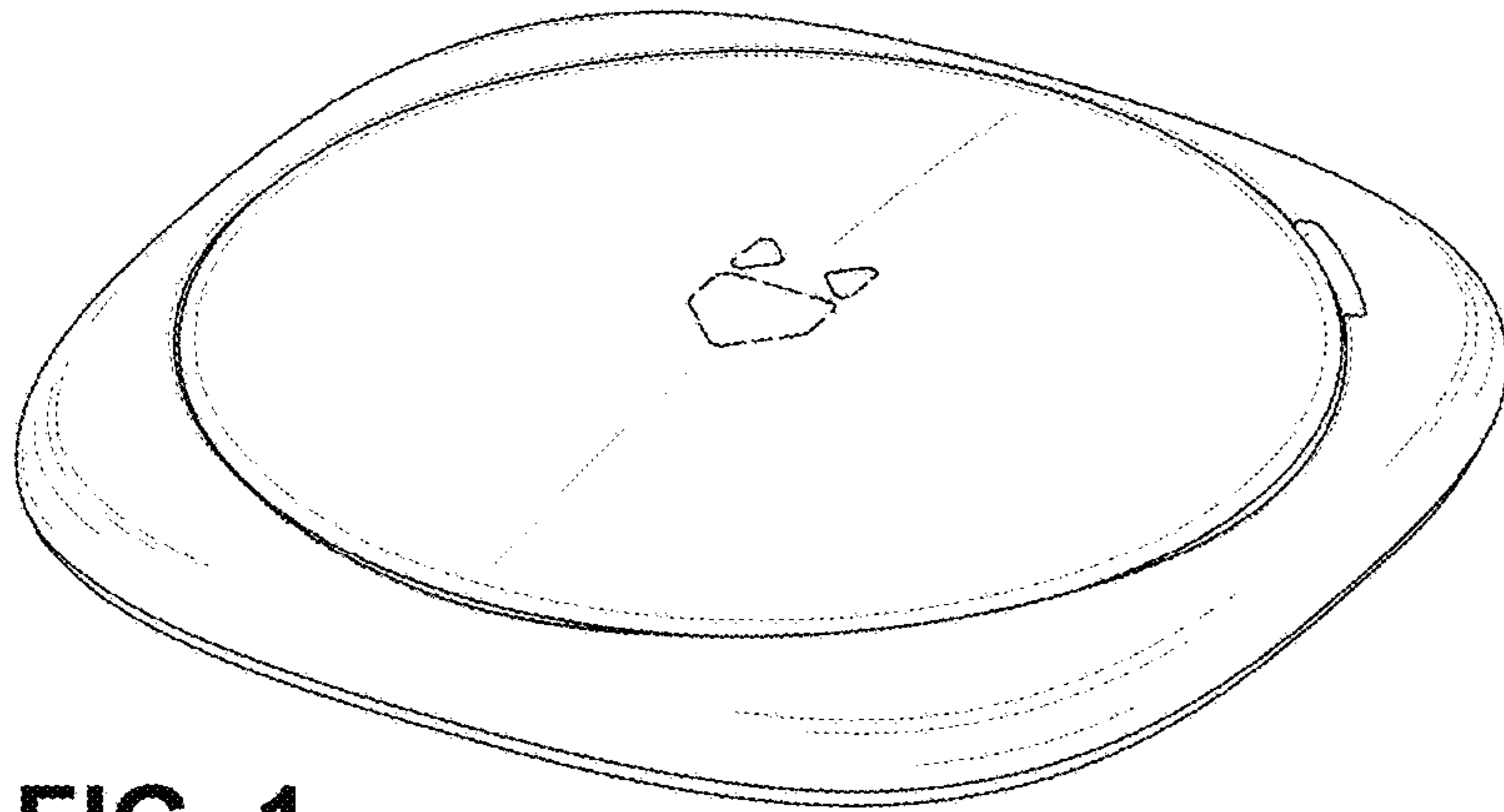


FIG. 1

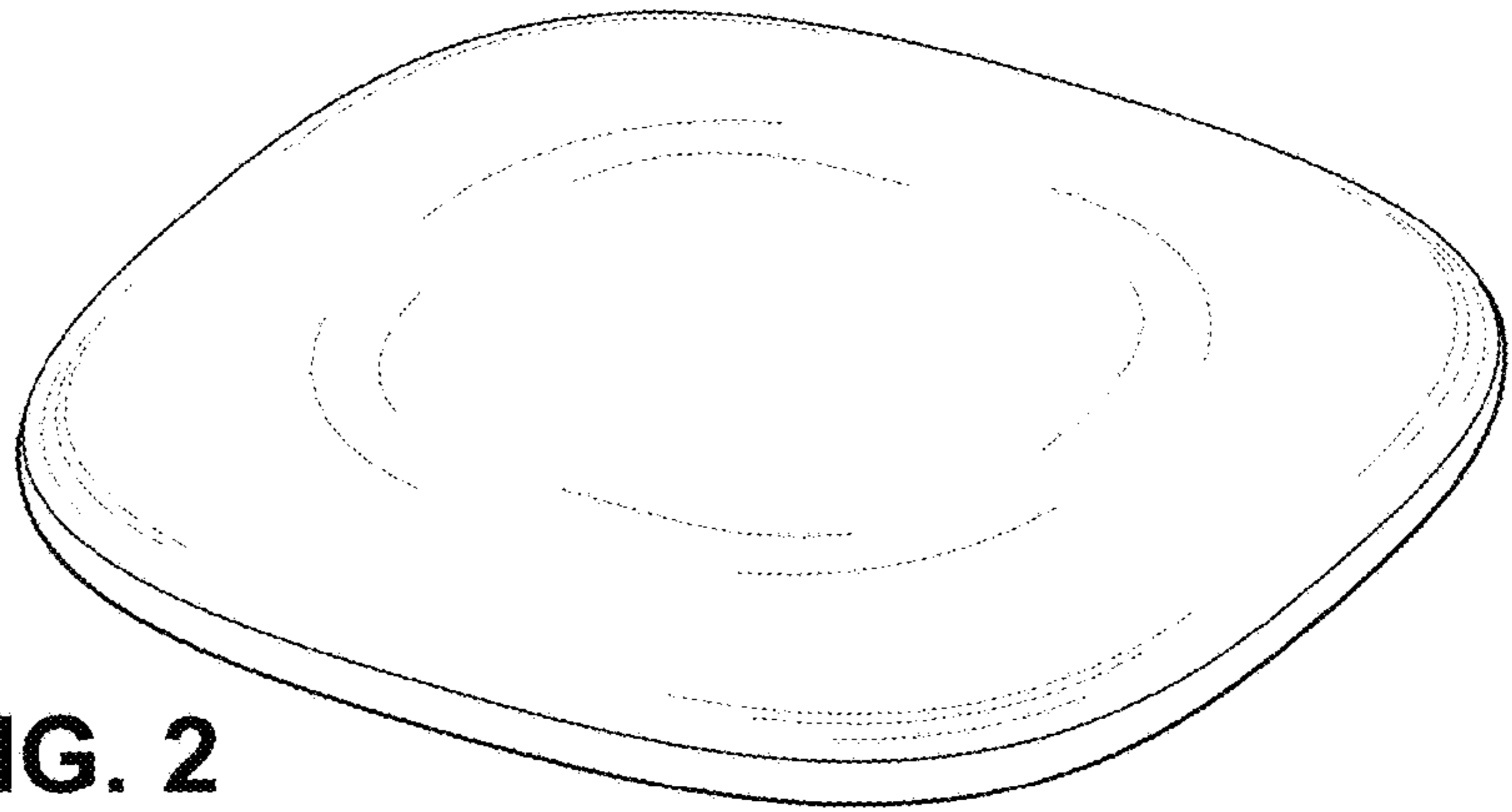


FIG. 2

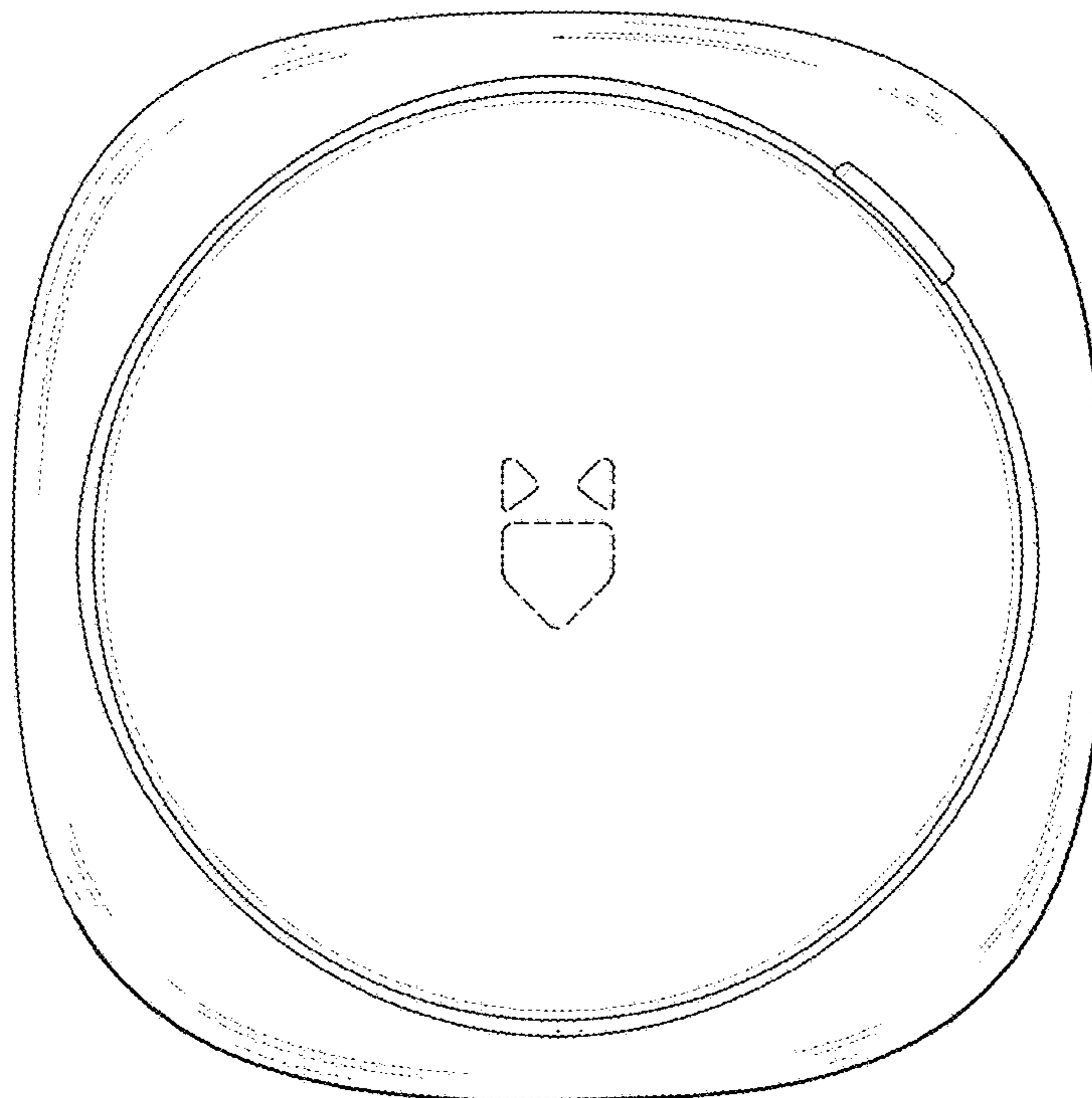


FIG. 3

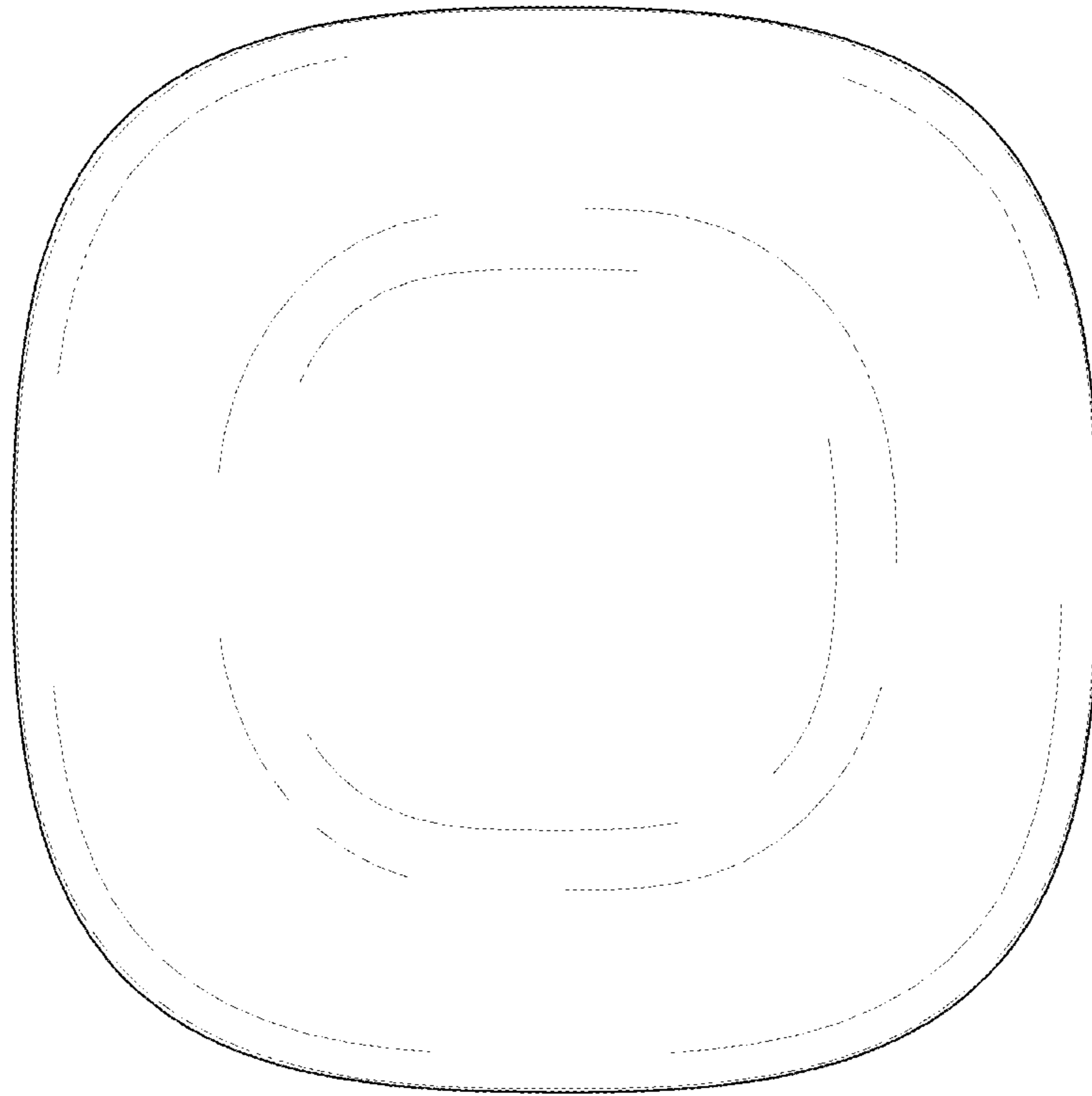


FIG. 4




FIG. 5




FIG. 6

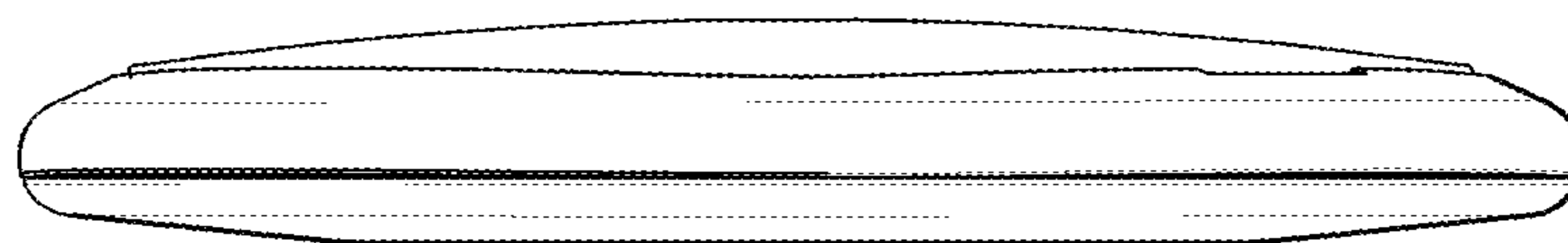


FIG. 7